Appendix 10.1 Site Investigation and Hydrogeological Assessment, Proposed Coolnabacky 400-110kV GIS Substation, Co. Laois

The Tecpro Building,
Clonshaugh Business & Technology Park,
Dublin 17, Ireland.

T: + 353 1 847 4220
F: + 353 1 847 4257
E: info@awnconsulting.com
W: www.awnconsulting.com

SITE INVESTIGATION AND HYDROGEOLOGICAL ASSESSMENT, PROPOSED COOLNABACKY 400/110 kV GIS SUBSTATION, CO. LAOIS

Technical Report Prepared For

ESB International,
Stephen Court,
18/21 St. Stephen's Green,
Dublin 2,

Technical Report Prepared By

Dominica Baird BSc MSc CGeol EurGeol
Senior Hydrogeologist

Our Reference

DB/09/4848HR02

Date Of Issue

18 July 2013

Cork Office
Unit 5, ATS Building,
Carrigaline Industrial Estate,
Carrigaline, Co. Cork.
T: +353 21 438 7400
F: +353 21 483 4606

AWN Consulting Limited
Registered in Ireland No. 319812
Directors: F Callaghan, C Dilworth,
T Donnelly, E Porter
Associate Director: D Kelly

Document History

Document Reference		Original Issue Date	
DB/09/4848HR02		18 July 2013	
Revision Level	Revision Date	Description	Sections Affected

Record of Approval

Details	Written by	Approved by
Signature	Dominica Baird	Teri Hayes
Name	Dominica Baird	Teri Hayes
Title	Senior Hydrogeologist	Principal Hydrogeologist/Director
Date	18 July 2013	18 July 2013

EXECUTIVE SUMMARY

AWN Consulting was requested by ESB International to undertake a site investigation and prepare an assessment of the hydrogeology at the proposed 400/110 kV substation and compound area (98 x 117m) in the town land of Coolnabacky' near Portlaoise Co. Laois. Building foundations will be at a maximum 2.5m below ground level (bgl). .

A number of tufa deposits and springs on historical maps have been identified in the vicinity of the site. The tufa deposits identified are associated with field drains and it appears , based on field observations, the deposits are fed by a constant supply of calcium carbonate rich groundwater. These spring-fed watercourses are the headwaters of the Timahoe River which flows into the River Barrow and Nore Special Areas of Conservation (SAC) ca 4.5 km to the South-West. The Timahoe River is designated as part of the SAC.

The bedrock geology underlying the site consists of the Ballyadams Formation of crinoidal wackestone/packstone limestone and is classified as a Regionally Important Aquifer (RKd). Gravel deposits are also present in the area which will also act as an aquifer when sufficiently thick, permeable, saturated and extensive. The site is located on the boundary of a defined Locally Important sand and gravel aquifer. The aquifers beneath the proposed Coolnabacky substation are classified by the Geological Survey of Ireland as having a moderate vulnerability, indicating the presence of 5-10m of clayey subsoil beneath the site. The vulnerability rating was confirmed locally by investigations on the site undertaken in 2012 and 2013.

Site investigations show that clayey Sand and Gravel deposits were encountered in the 2012 investigation towards the centre of the site, and range from 0.9m to 1.9m bgl. The locations of the groundwater monitoring wells drilled in 2013 around the boundary of the site did not encounter sand and gravel or any groundwater strikes. Clay deposits were proved to a depth of 8.5m bgl.

Permeability tests carried out in each the groundwater monitoring well indicate that the hydraulic conductivity is typical of silt and clay soils. Therefore, the water present in the deposits represents pore water, rather than groundwater. The Sand and Gravel deposits at the centre of the site, which would be expected to have a higher permeability, were found to be unsaturated during the 2012 site investigation. Water levels in the groundwater monitoring wells are c.1m bgl.

The water environment receptors include groundwater beneath the site, tufa deposits, field drains and watercourses and the Timahoe River. The potential impact from any short term dewatering required during construction is expected to be limited. This is because the 2012 site investigation results indicate that the Sand and Gravel deposits are not saturated where present and groundwater inflow is not significant. Any minor dewatering which may be required will therefore be confined to the area immediately surrounding the excavation and will not impact on the tufa deposits or springs. Clay has been proved to 8.5m bgl and so any near surface sand and gravel deposits at the site will not be in hydraulic continuity with the bedrock aquifer.

Mitigation measures recommended include isolating any groundwater in the more permeable Sand and Gravel deposits during dewatering if necessary, provision of a 25m buffer zone around the tufa deposits and ensuring that mitigation measures from Section 10.0 (Water of the Environmental Impact Statement (EIS) are implemented.

CONTENTS

		Page
1.0	**Introduction**	**6**
1.1	Site Description	6
1.2	Surrounding Land Uses	7
1.3	Proposed Works	7
1.4	Disclaimer	7
2.0	**Receiving Environment**	**8**
2.1	Soils	8
2.2	Bedrock Geology	10
2.3	GSI Boreholes and Springs	11
2.4	Aquifer Classification	13
2.5	Groundwater Vulnerability	15
2.6	Groundwater Flow Direction	16
2.7	Groundwater Body	16
3.0	**Site Investigations**	**17**
3.1	2012 Soil Mechanics Site Investigation	17
3.2	2013 Groundwater Monitoring Site Investigation	17
3.3	Permeability Tests	18
3.4	Groundwater Flow Direction	19
4.0	**Identification of Water Environment Receptors**	**20**
4.1	Conceptual Site Model	23
4.2	Impact of Proposed Works on Hydrogeology	25
5.0	**Conclusions & Recommendations**	**27**
5.1	Mitigation Measures	27
References		**29**
Appendices		**30**

Appendix A – Borehole Logs
Appendix B – Groundwater Levels Logger Data
Appendix C – Permeability Test Sheets and Methodology

List of Figures

Figure 2.1 – Soils	8
Figure 2.2 - Subsoils	9
Figure 2.3 - Bedrock Geology	10
Figure 2.4 – Proximity to Source Protection Zone	12
Figure 2.5 - Bedrock Aquifers	13
Figure 2.6 - Gravel Aquifers	14
Figure 2.7 - Groundwater Vulnerability	15
Figure 4.1 – Water Environment Receptors (vicinity of site)	21
Figure 4.2 – Water Environment Receptors (wider area)	22

Figure 4.3 – Conceptual Site Model 24

List of Tables

Table 2.1 – Vulnerability Mapping Guidelines 16
Table 3.1 – Manually Recorded Groundwater Wells 18
Table 3.2 – Permeability Test Results 18

1.0 INTRODUCTION

AWN Consulting was requested by ESB International to undertake a Site Investigation and prepare an assessment of the underlying hydrogeology at the proposed 400/110 kV GIS substation in the town land of Coolnabacky, near Portlaoise Co. Laois.

The following list of maps and publications, together with databases, were reviewed as part of the assessment:

- Geological Survey of Ireland (GSI)/Teagasc Soils Map, Online Map Database[1]
- GSI, Geology of Kildare-Wicklow, Sheet 16[2]
- Karst Database, GSI[1]
- Quaternary (Subsoils) Database, GSI[1]
- Groundwater Well Database, GSI[1]
- Ground Investigation Report, Coolnabacky 400kV Substation[3] ,
- GSI, Bagnelstown Groundwater Body Characterisation[4],
- GSI, Kyle & Orchard Springs, Groundwater Source Protection Zones[5],
- EPA, Kyle PWS, Water Framework Directive Groundwater Monitoring Programme[6].

4No. groundwater monitoring wells were drilled and installed at the substation site to provide further site specific data on the ground conditions and collect groundwater level data in the immediate vicinity of the substation, 400kV tower and the settlement ponds. The boreholes were located around the site boundary. See Appendix A for borehole locations.

Ground conditions were logged during drilling and falling/rising head tests were completed following drilling to estimate hydraulic conductivity. Boreholes and groundwater levels were surveyed relative to OD and water level information is collected at regular intervals via data loggers on an on-going basis.

1.1 Site Description

The proposed Coolnabacky substation is situated approximately 2.5km north of Timahoe, Co. Laois. The site consists of a large roughly rectangular field where the proposed substation is planned and another field through which the proposed site access route is planned. The site area is level and is presently being used as agricultural land. The access route rises towards the south west over its length by circa 15m.

The fields were separated by deep ditches containing water and mature trees. A number of tufa deposits and springs on historical maps have been identified in the vicinity of the site. The tufa deposits identified are associated with field drains.

Based on field observations it appears that the watercourses and field drains surrounding the Coolnabacky substation site are fed by a supply of calcium carbonate rich groundwater. These spring-fed watercourses are the headwaters of the Timahoe River which flows into the River Barrow and Nore SAC ca 4.5 km to the South-West. The Timahoe River is designated as part of the SAC.

1.2 Surrounding Land Uses

The site is bordered by a disused quarry to the south west and agricultural land in all other directions.

1.3 Proposed Works

The proposed works consists of a 400kV substation and compound area (98m x 117m). Building foundations will be maximum 2.5m.The footprint size of the proposed buildings will be:

- 400 kV Building - 15.5m x 63.5m
- 110 kV Building - 11.3m x 50m
- Trafo bunds - 10.7m x 79m

The proposed development will also seek modifications to the existing access road approximately (1.2km), connection to 400 kV line via overhead line to gantry in compound to double circuit end mast and connection of 110 kV lines via cable from the 110 kV building in compound to the line/cable interface masts.

1.4 Disclaimer

The findings and opinions expressed in this report are based on the information available at the time the report was prepared and interpretation is based on design details available such as foundation depths. If additional information becomes available, which might alter AWN's conclusions, we reserve the right to review such information, reassess potential concerns and modify our opinions, if warranted. Please note that where we refer to information in reports from others, it must be recognised that AWN has no responsibility for the accuracy of the information contained therein.

This report has been prepared by AWN for ESBi International. Any third party using this Report does so entirely at their own risk. AWN makes no warranty or representation whatsoever, express or implied, with respect to the use by a third party of any information contained in this Report or its suitability for any purpose. AWN assumes no responsibility for any costs, claims, damages or expenses (including any consequential damages) resulting from the use of this Report or any information contained in this Report by a third party.

2.0 RECEIVING ENVIRONMENT

A summary of the receiving environment is provided in the following sections.

2.1 Soils

The soil and subsoil underneath the proposed substation consists of undifferentiated alluvium (see Figures 2.1 and 2.2).

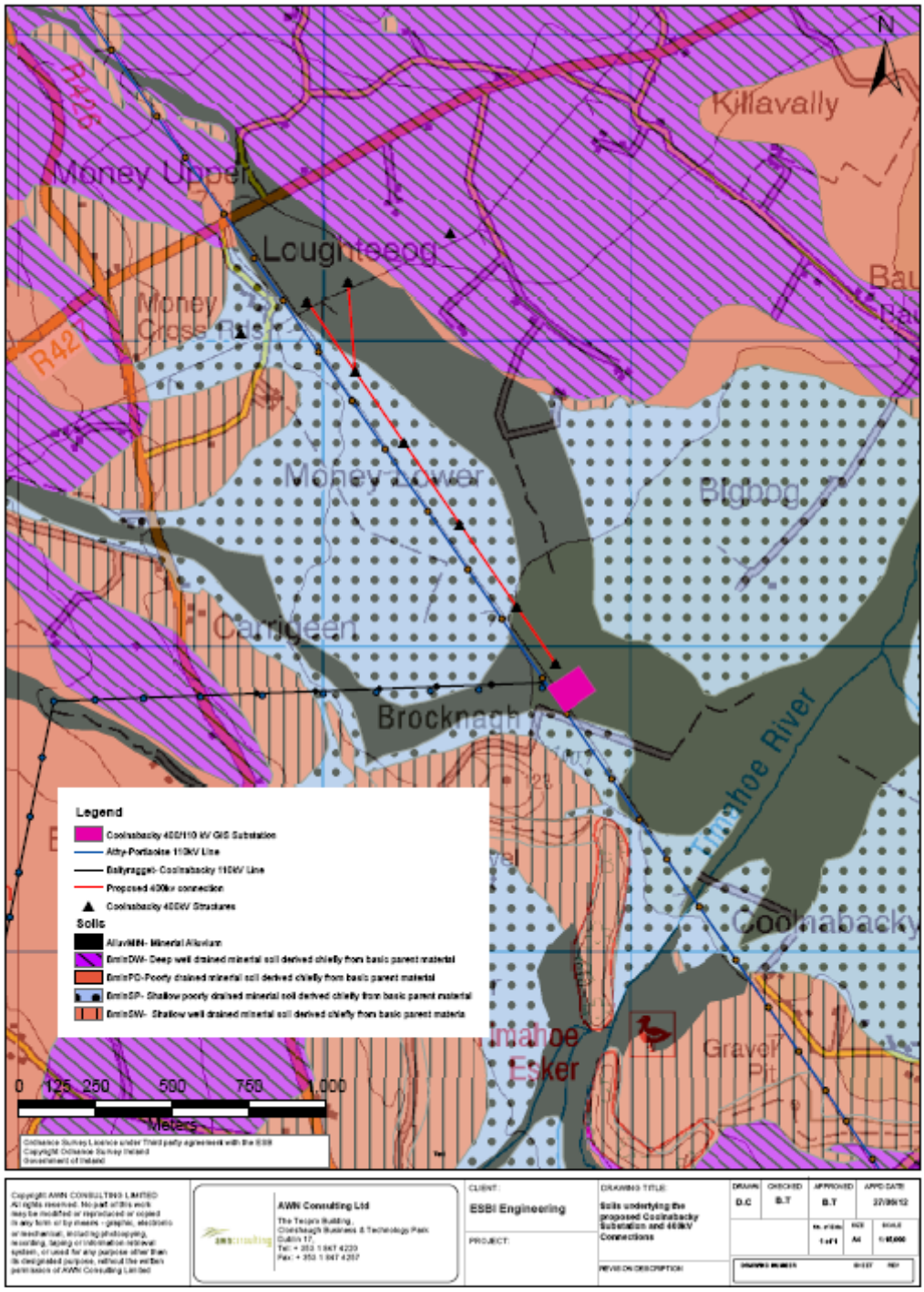

Figure 2.1 *Soils underlying the proposed Coolnabacky Substation*

Alluvial subsoil consists of gravel, sand, silt or clay in a variety of mixes and usually consists of a fairly high percentage of organic carbon (10%-30%). Alluvium is mapped only on modern day river floodplains. The alluvial deposits are usually

bedded, consisting of many complex strata of waterlain material left both by the flooding of rivers over their floodplains and the meandering of rivers across their valleys.

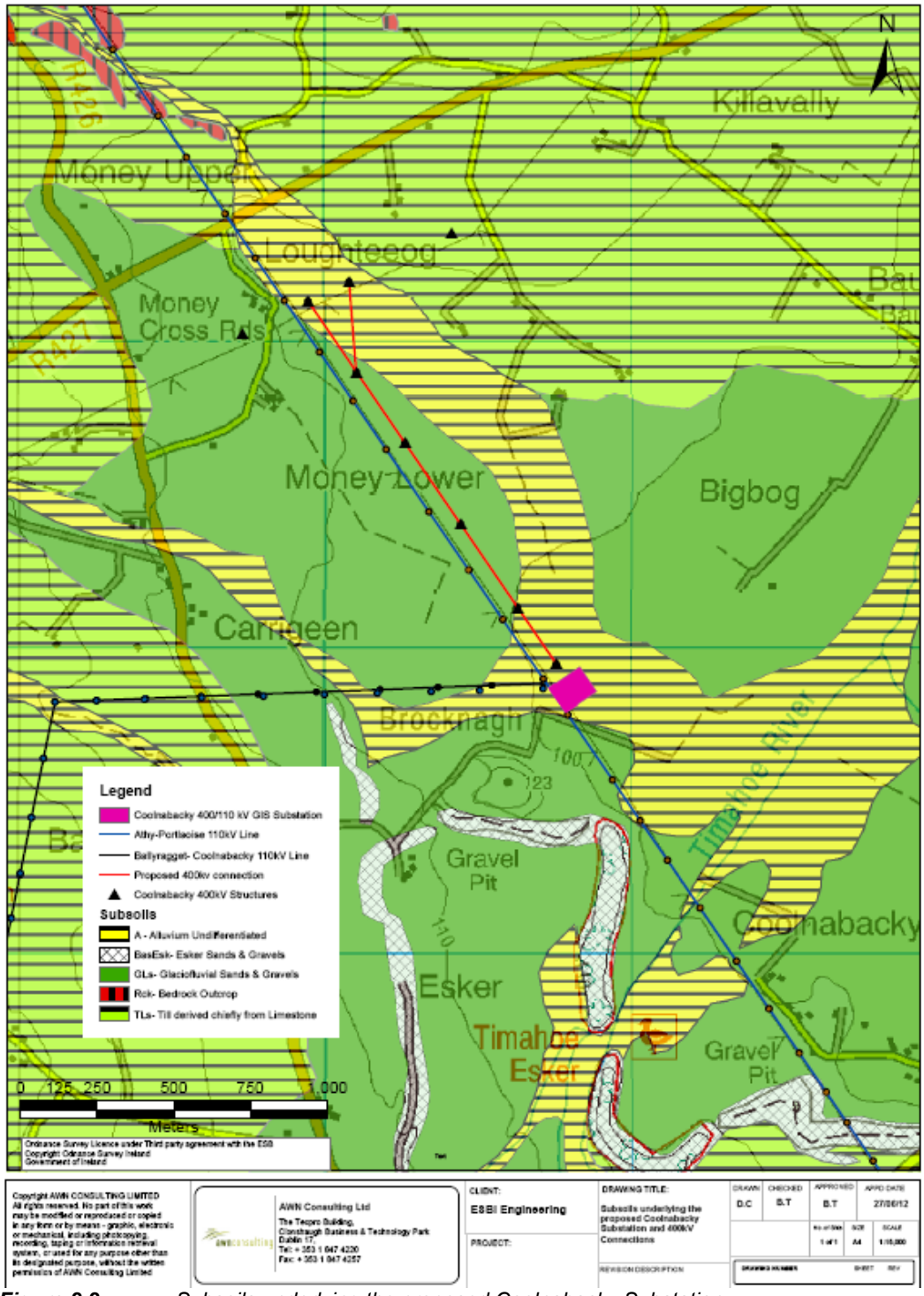

Figure 2.2 *Subsoils underlying the proposed Coolnabacky Substation*

2.2 Bedrock Geology

The bedrock geology underlying the site consists of the Ballyadams Formation of crinoidal wackestone/packstone limestone (see Figure 2.3).

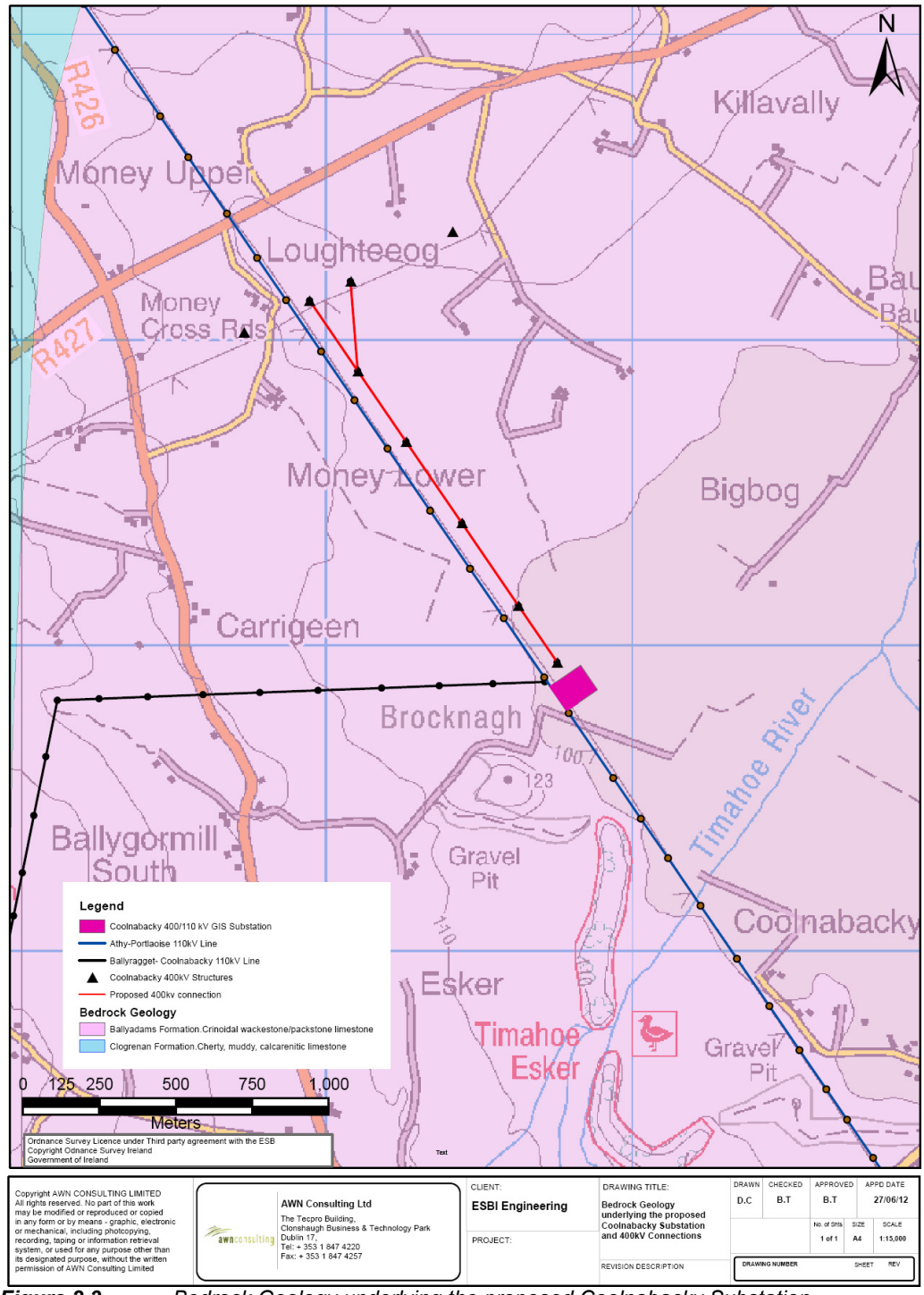

Figure 2.3 *Bedrock Geology underlying the proposed Coolnabacky Substation*

The Ballyadams Formation consists of pale-grey thick-bedded pure fossiliferous limestone. It comprises water-bearing units of pure limestone and dolomitised limestone and Calp. The dolomitisation is not complete and therefore there may be areas of undolomitised limestone that act as aquitards.

2.3 GSI Boreholes and Springs

The closest boreholes recorded by the GSI, are approximately 1.5km and 1.8km north east of the site. The wells are both shallow (5.5m bgl and 7m bgl) and the yield is classified as poor.

The Kyle Spring is located approximately 2km to the south east of the site and is used as a public water supply, with an abstraction rate of 1,591m^3/d. The spring is a source protection zone[5] and is part of the EPA's Groundwater Monitoring Programme[6]. The spring is situated in gravels. The source protection zone of the spring is located approximately 1.2km from the site at its nearest point. See Figure 2.4.

Copyright AWN CONSULTING LIMITED
All rights reserved. No part of this work may be modified or reproduced or copied in any form or by means - graphic, electronic or mechanical, including photocopying, recording, taping or information retrieval system, or used for any purpose other than its designated purpose, without the written permission of AWN Consulting Limited

AWN Consulting Ltd
The Tecpro Building,
Clonshaugh Business & Technology Park
Dublin 17,
Tel: + 353 1 847 4220
Fax: + 353 1 847 4257

CLIENT: ESBI Engineering
PROJECT:
DRAWING TITLE: GSI Source Protection Areas
REVISION DESCRIPTION

DRAWN	CHECKED	APPROVED	APPD DATE
D.C	B.T	B.T	17/04/13

Figure 1 | No. of Shts 1 of 1 | SIZE A4 | SCALE 1:30,000
DRAWING NUMBER SHEET REV

Figure 2.4 *Proximity to Source Protection Zone*

2.4 Aquifer Classification

The bedrock aquifer is classified as a Regionally Important Aquifer (RKd), referring to the Ballyadams Formation (see Figure 2.5).

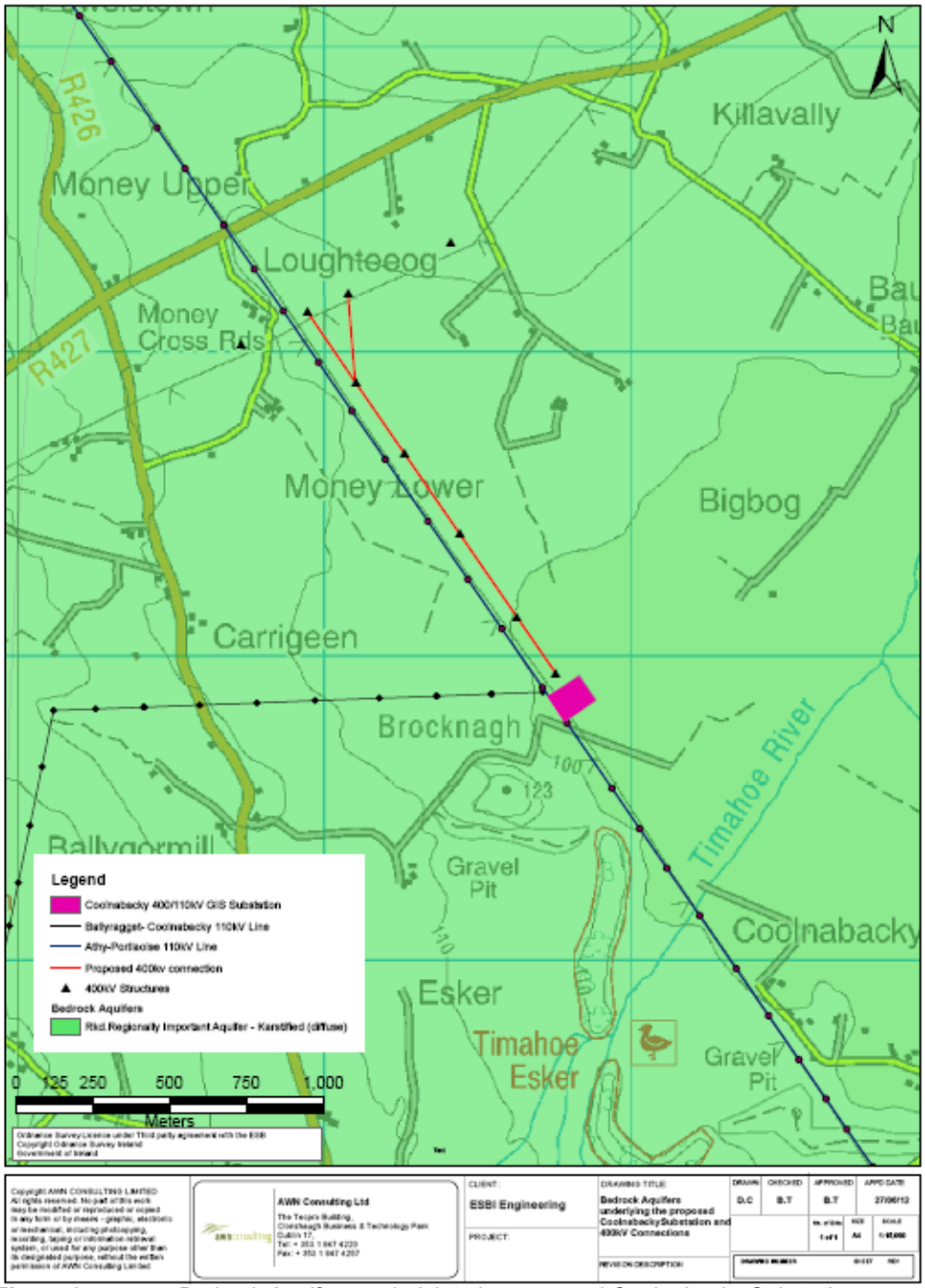

Figure 2.5 *Bedrock Aquifers underlying the proposed Coolnabacky Substation*

Gravel deposits are also present in the area which will also act as an aquifer when sufficiently thick, permeable, saturated and extensive. The proposed Coolnabacky substation is located on the boundary of a defined Locally Important sand and gravel aquifer (see Figure 2.6). The tufa deposits to the east of the substation are also on the boundary of the gravel aquifer. The gravel aquifer is shown to extend to the south west of the site, where eskers and gravel pits are noted.

Figure 2.6 *Gravel Aquifers underlying the proposed Coolnabacky Substation*

2.5 Groundwater Vulnerability

The aquifers beneath the proposed Coolnabacky substation are classified as having a moderate vulnerability (see Figure 2.7), indicating the presence of 5-10m of clayey subsoil beneath the site, as shown in the GSI's vulnerability mapping guidelines shown in Table 2.1.

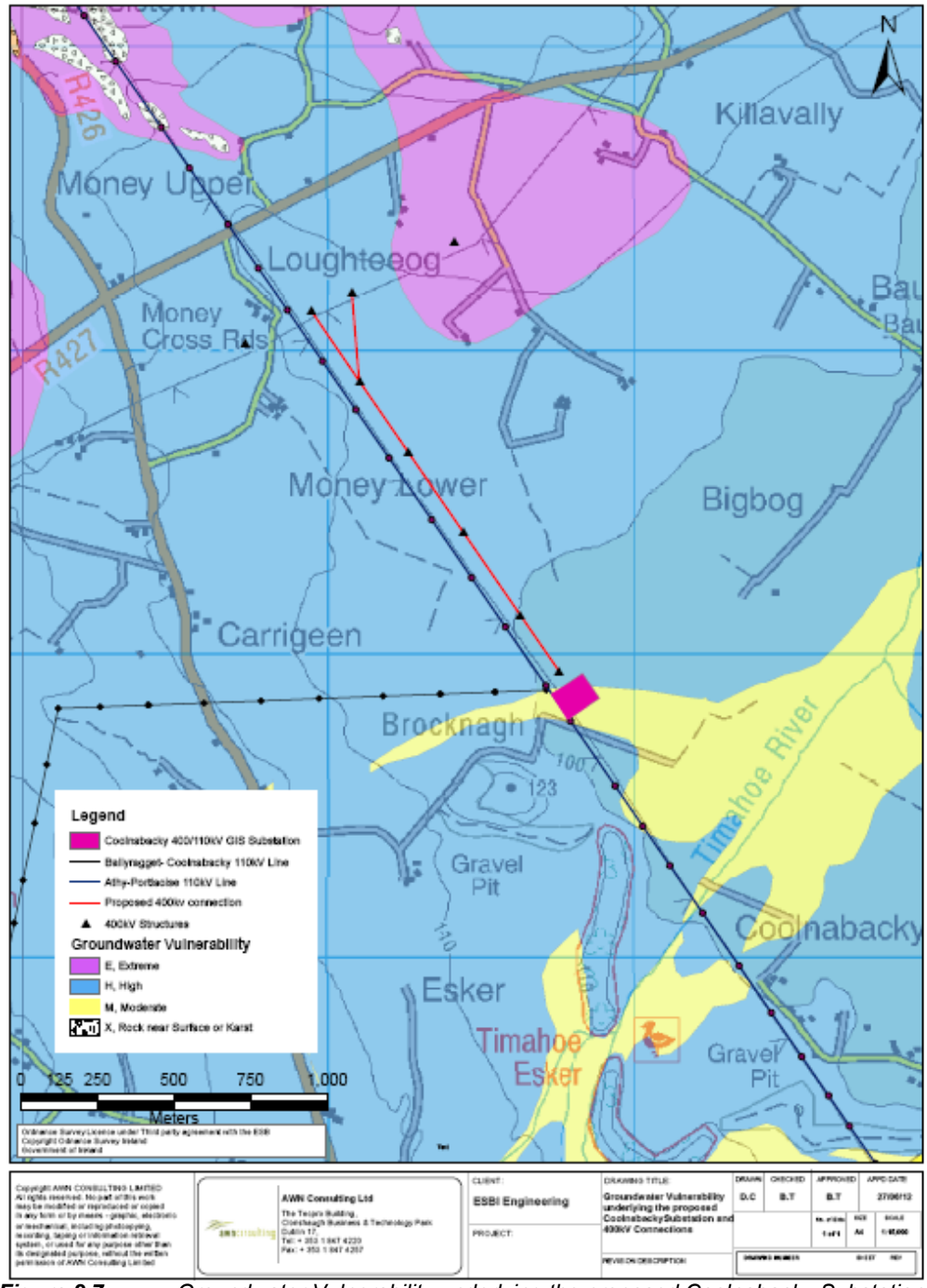

Figure 2.7 *Groundwater Vulnerability underlying the proposed Coolnabacky Substation*

The substation is surrounded by areas of high vulnerability (see Figure 2.7).

Vulnerability Rating	Hydrogeological Conditions				
	Subsoil Permeability (Type) and Thickness			Unsaturated Zone	Karst Features
	High permeability (sand/gravel)	Moderate permeability (e.g. Sandy subsoil)	Low permeability (e.g. Clayey subsoil, clay, peat)	(Sand/gravel aquifers only)	(<30 m radius)
Extreme (E)	0 - 3.0m	0 - 3.0m	0 - 3.0m	0 - 3.0m	-
High (H)	>3.0m	3.0 - 10.0m	3.0 - 5.0m	>3.0m	N/A
Moderate (M)	N/A	>10.0m	5.0 - 10.0m	N/A	N/A
Low (L)	N/A	N/A	>10.0m	N/A	N/A

Notes: (1) N/A = not applicable.
(2) Precise permeability values cannot be given at present.
(3) Release point of contaminants is assumed to be 1-2 m below ground surface.

Table 2.1 *Vulnerability Mapping Guidelines*

2.6 Groundwater Flow Direction

The nearest large river is the Timahoe river, approximately 600m to the south east of the site (see Figure 4.1). The groundwater flow direction is assumed to be to the south east.

2.7 Groundwater Body

The site is underlain by the Bagenalstown Groundwater Body (GWB). The GSI has issued a Summary of Initial Characterisation for the Bagenalstown GWB[4].

Sands and gravels overlie significant areas of this groundwater body and are themselves discrete groundwater bodies. The sands and gravels are very coarse and poorly sorted and are similar to those seen in the Nore Basin. Clay layers often separate individual layers of the sands and gravels. In other areas, Till derived from limestone is the dominant overlying material.

The dolomite aquifer is presumed to be of “replacement” origin and hence may contain some primary permeability. The dominant secondary permeability of the dolomite results from the development of fissures by the solution of bedding planes and joints. In the undolomitised pure limestones only secondary permeability exists. The transmissivity of the dolomites can range from 20-200m^2/d, with a specific yield less than 2% (storage coefficient 10^{-4}).

There is hydraulic continuity between the Barrow Valley sands and gravels and the underlying aquifer. Under natural non-pumping conditions the flow regime in the aquifer is severely restricted, as there is no natural discharge down-dip. Hence the aquifer will be full of water and circulation will be limited to the near surface zone. Under pumping conditions leakage will occur from the sands and gravels into the aquifer.

3.0 SITE INVESTIGATIONS

A site investigation was carried out at the site by Soil Mechanics in 2012 and includes a series of boreholes (BH1 – BH8) located at the substation compound area[3]. These boreholes are located towards the centre of the site.

monitoring further site investigation and groundwater monitoring was undertaken in 2013 and the borehole locations and borehole logs are presented in Appendix A. 4 No. groundwater monitoring wells were installed at the substation site close to the site boundary to provide further site specific data on the underlying aquifer properties and collect groundwater level data in the immediate vicinity of the substation, 400kV tower and the settlement ponds.

The ground conditions encountered during each Site Investigation and described in the following sections:

3.1 2012 Soil Mechanics Site Investigation

Topsoil

Topsoil was encountered from ground level to a maximum depth of 0.3m bgl. Topsoil was encountered at all locations.

Superficial Deposits

Clayey Sand and Gravel deposits were encountered at many of the locations beneath the topsoil at the centre of the site to between 0.9m to 1.9m bgl. The Sand and Gravel deposits are typically described as light brown to orange brown with sub rounded cobbles of limestone. Sand and Gravel deposits were encountered at all locations. Gravelly Clay was encountered at other locations to up to 1.2m bgl.

Clay deposits were encountered from 0.9m bgl and proved to a maximum depth of 8.5m bgl (BH2). Between 2.7m to 6.8m of clay was proved in the boreholes. The clay consisted of grey to brown grey firm to stiff clay with sub rounded gravel and cobbles of limestone. The clay became very stiff in some locations with depth. Clay deposits were encountered at all locations.

Bedrock was not encountered at the site.

Groundwater

Groundwater strikes were encountered in all boreholes other than BH1 and BH10. The groundwater strikes were encountered in both the Sand and Gravel and gravelly Clay deposits. Where groundwater was encountered, the strikes were recorded at depths of between 0.8m bgl (BH3) and 5.2m bgl (BH7). No groundwater inflows were noted in BH2, BH3 and BH5.

It is noted that groundwater was encountered in the Sand and Gravel deposits at borehole BH3 only, indicating that the Sand and Gravel is not saturated.

3.2 2013 Groundwater Monitoring Site Investigation

Topsoil

Topsoil was encountered from ground level to a maximum depth of 0.3m bgl. Topsoil was encountered at all locations.

Superficial Deposits

Ground conditions encountered during the drilling works consisted of soft to firm gravelly clayey Sand and sandy gravelly Clay to a maximum depth of 2.7m bgl. Below this, stiff sandy gravelly Clay was encountered, and was proven to a maximum depth of 8.6m bgl.

Bedrock

Borehole BH4 was extended to depth to investigate the thickness of the superficial deposits. Stiff sandy gravelly Clay was found to extend to 8.6m bgl when returns were of angular rock, indicating the possible presence of bedrock.

Groundwater

No groundwater strikes were encountered in any of the four boreholes. Damp strata was noted in the top three metres in the gravelly clayey Sand and sandy gravelly Clay strata. The underlying stiff sandy gravelly Clay was dry. Groundwater levels recorded indicated that the depth to groundwater is c.1m bgl.

Groundwater levels recorded in the installations are presented in Table 3.1.

Borehole No.	Ground Level	Cover Level	Depth of Groundwater					
			24th May 2013		19th June 2013		30th June 2013	
	(mAOD)	(mAOD)	(mbgl)	(mAOD)	(mbgl)	(mAOD)	(mbgl)	(mAOD)
BH1	99.38	99.85	1.015	98.365	1.091	98.289	1.14	98.24
BH2	98.95	99.41	0.945	98.005	0.985	97.965	0.96	97.99
BH3	98.1	98.51	1.908*	96.192	1.05	97.05	1.07	97.03
BH4	97.48	97.94	0.638	96.842	0.962	96.518	1.03	96.45

* borehole just drilled

Table 3.1 *Groundwater Levels Recorded*

Data loggers were placed in all four boreholes. The groundwater levels recorded are presented in Appendix B.

3.3 Permeability Tests

Falling and rising head tests were carried out in all four boreholes on 19th June 2013. See Table 3.2. The permeability test sheets and method are included in Appendix C.

Borehole	Rising Head Test		Falling Head Test	
	m/s	m/d	m/s	m/d
BH1	3.0×10^{-6}	0.26	3.5×10^{-6}	0.30
BH2	6.3×10^{-6}	0.54	2.8×10^{-6}	0.25
BH3	7.9×10^{-6}	0.69	2.0×10^{-6}	0.17

Table 3.2 *Permeability Test Results*

The hydraulic conductivity of boreholes BH1 – BH3 ranged from 0.26 – 0.69 m/d. This is within the range of hydraulic conductivity for silt, which is 10^{-3} – 1 m/d (Misstear, 2007)[7].

The hydraulic conductivity of the boreholes is also similar to the default properties used in the UK Environment Agency's CLEA model for clay soil of 0.8m/d (CLEA Briefing Note 2: Version 1.1, July 2004)[8].

Borehole BH4 showed no response to the rising head test and very little response to the falling head test, indicating that the permeability is particularly low in this borehole.

The permeability tests indicate that the hydraulic conductivity is typical of silt and clay soils. Therefore, the water present in the deposits at the groundwater wells represents pore water, rather than groundwater.

The EPA guidance on Guidance on the Authorisation of Discharges to Groundwater[9], states that pore water in low permeability sediments (e.g. clays and clayey till) is excluded from the definition of groundwater in the Groundwater Regulations, as such groundwater does not represent a usable groundwater resource for water supply.

3.4 Groundwater Flow Direction

The permeability tests indicate that the hydraulic conductivity of the soils is typical of silt and clay soils, indicating that the groundwater present in the wells represents pore water. Where pore water is present in low permeability deposits, it may not be feasible to define a water table as lateral movement is impeded.

The depth to groundwater measured in the four boreholes on 19th June 2013 indicates that the depth to groundwater is consistent across the site at c.1m bgl. If there is any flow in the near surface deposits pore water, the surveyed groundwater levels indicate that flow will follow the topography to the east. Groundwater flow had been expected to be towards the south east, in the direction of the River.

Groundwater was also encountered in the clayey Sand and Gravel towards the centre of the site in the 2012 investigation, however most of the Sand and Gravel was found to be unsaturated.

4.0 IDENTIFICATION OF WATER ENVIRONMENT RECEPTORS

The following Water Environment receptors have been identified in the vicinity of the site, and are shown in Figures 4.1 and 4.2. The Water Environment receptors are:

- Groundwater in the gravel aquifer to the south of the site and the associated Kyle Spring PWS at distance from the site. There was no sand and gravel aquifer identified at the site;
- Groundwater in the underlying bedrock aquifer beneath the site;
- Tufa deposits along northern boundary of site;
- Tufa deposits to the north east of the site;
- Field drains along the site boundary which are part of the main headwaters of the Timahoe River;
- Timahoe River to the south east of the site;
- Spring associated with an esker to the south of the site;
- Spring at the head of the watercourse to west of site, and;
- Spring on head of watercourse to south of site.

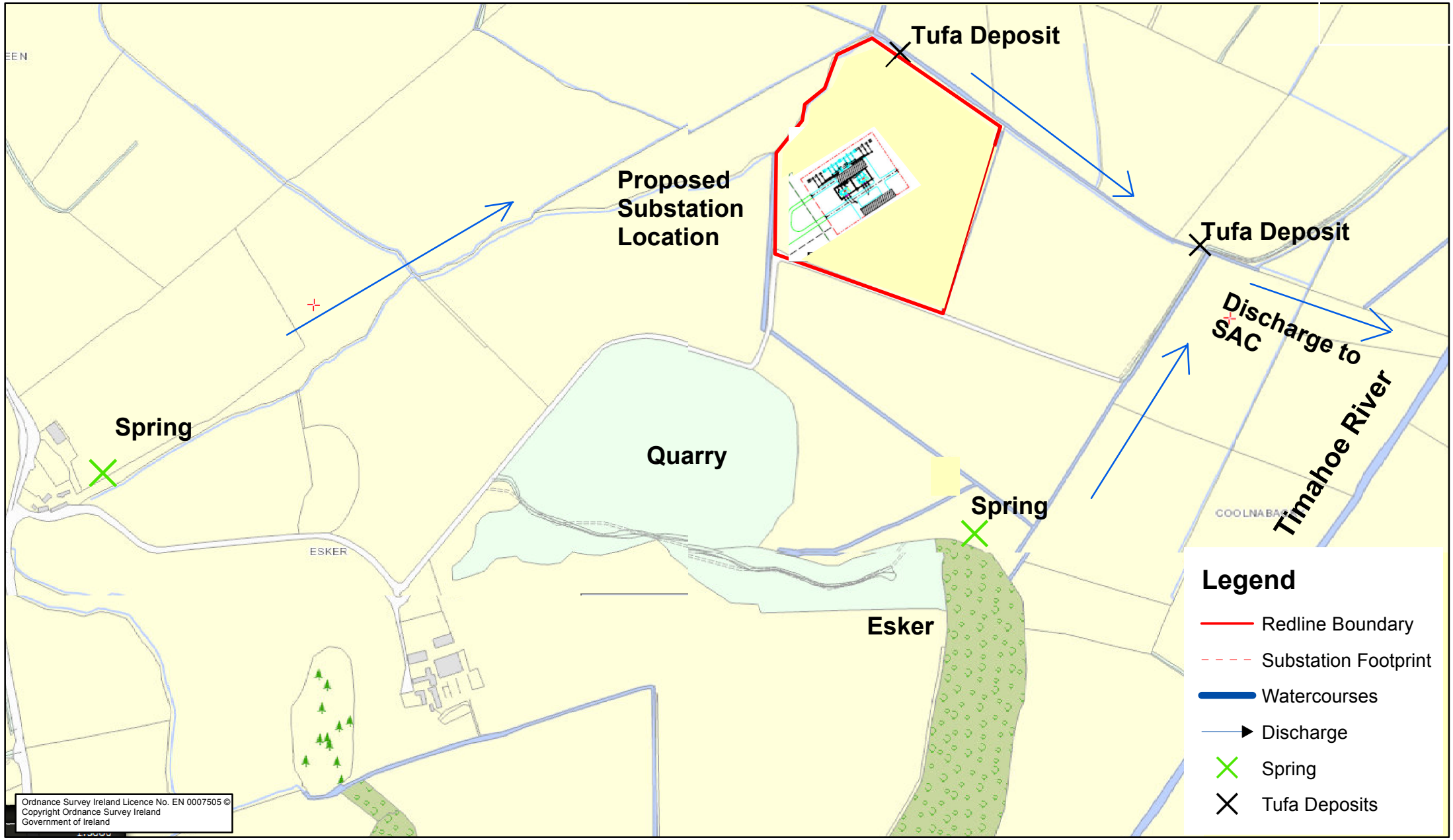

Copyright AWN CONSULTING LIMITED
All rights reserved. No part of this work may be modified or reproduced or copied in any form or by means - graphic, electronic or mechanical, including photocopying, recording, taping or information retrieval system, or used for any purpose other than its designated purpose, without the written permission of AWN Consulting Limited

AWN Consulting Ltd
The Tecpro Building,
Clonshaugh Business & Technology Park
Dublin 17,
Tel: + 353 1 847 4220
Fax: + 353 1 847 4257

CLIENT: ESBI Engineering

PROJECT:

DRAWING TITLE: Receiving Environment Receptors (vicinity of site)

REVISION DESCRIPTION

DRAWN	CHECKED	APPROVED	APPD DATE
D.C	D.B	D.B	02/07/2012

DRAWING NUMBER	No. of Shts	SIZE	SCALE
Figure 4.1	1	A4	

SHEET REV

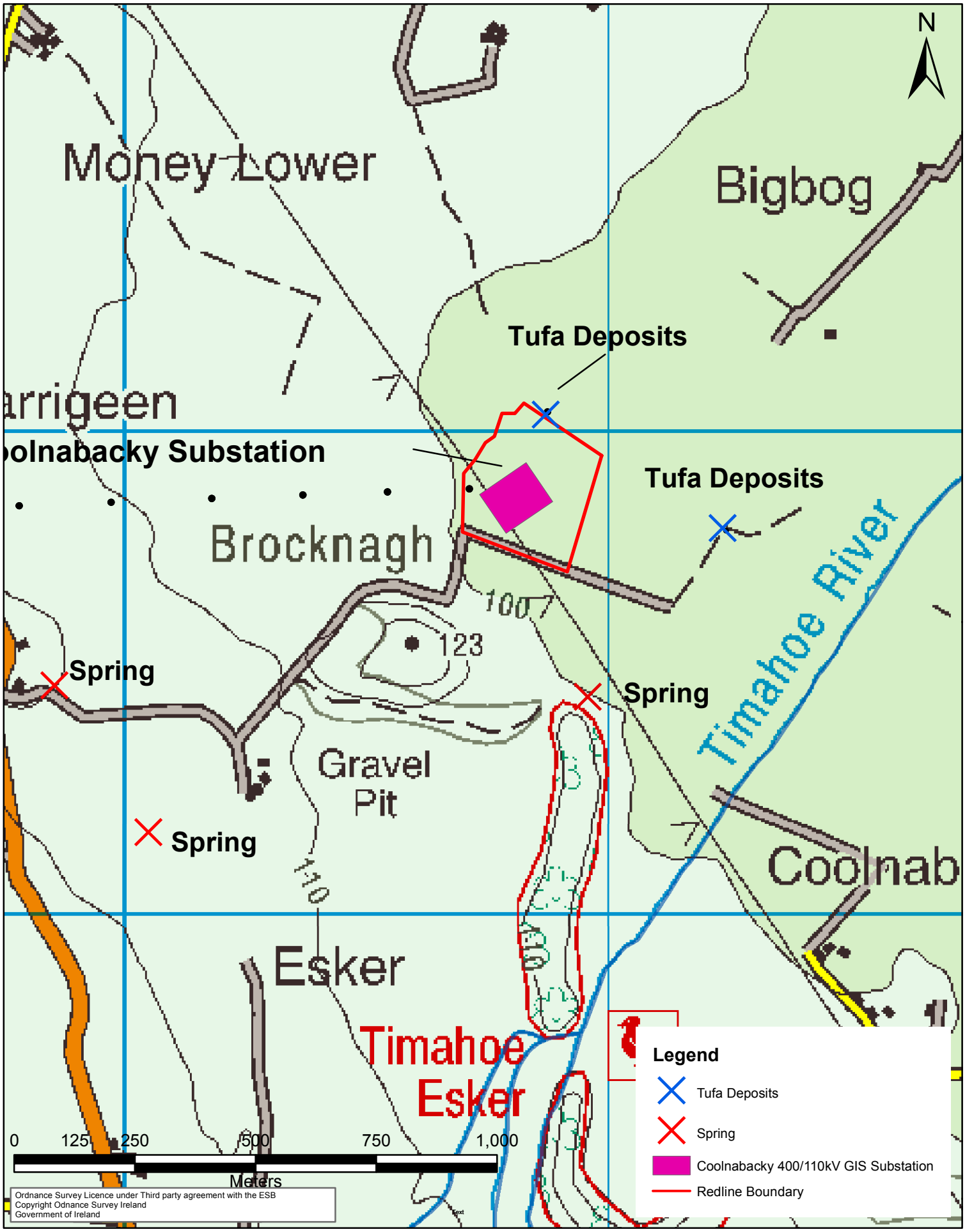

Copyright AWN CONSULTING LIMITED
All rights reserved. No part of this work may be modified or reproduced or copied in any form or by means - graphic, electronic or mechanical, including photocopying, recording, taping or information retrieval system, or used for any purpose other than its designated purpose, without the written permission of AWN Consulting Limited

AWN Consulting Ltd
The Tecpro Building,
Clonshaugh Business & Technology Park
Dublin 17,
Tel: + 353 1 847 4220
Fax: + 353 1 847 4257

CLIENT: **ESBI Engineering**

PROJECT:

DRAWING TITLE: Water Environment Receptors (Wider area)

REVISION DESCRIPTION

DRAWN	CHECKED	APPROVED	APPD DATE
D.C	D.B	D.B	02/07/12

Figure 4.2	No. of Shts	SIZE	SCALE
	1 of 1	A4	1:10,000

DRAWING NUMBER SHEET REV

4.1 Conceptual Site Model

The Conceptual Site Model (CSM) (Figure 4.3) is presented as a schematic cross section between the site of the proposed Coolnabacky 400Kv substation and the tufa deposits closest to the site are shown in Figures 4.1 and 4.2.

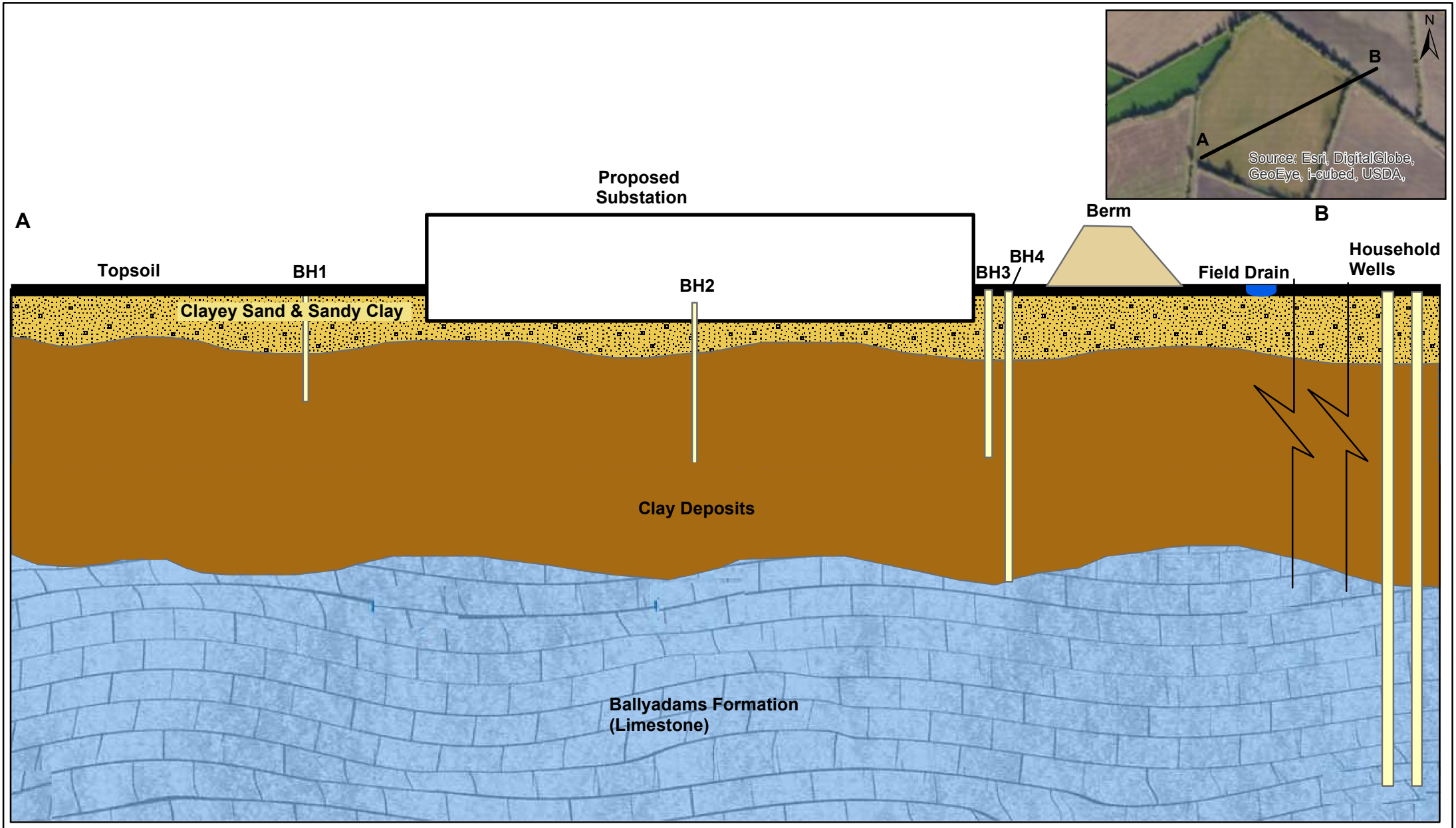

Copyright AWN CONSULTING LIMITED
All rights reserved. No part of this work may be modified or reproduced or copied in any form or by means - graphic, electronic or mechanical, including photocopying, recording, taping or information retrieval system, or used for any purpose other than its designated purpose, without the written permission of AWN Consulting Limited

AWN Consulting Ltd
The Tecpro Building,
Clonshaugh Business & Technology Park
Dublin 17,
Tel: + 353 1 847 4220
Fax: + 353 1 847 4257

CLIENT: ESBI Engineering

PROJECT:

DRAWING TITLE: Conceptual Site Model- Coolnabacky Substation

REVISION DESCRIPTION

DRAWN	CHECKED	APPROVED	APPD DATE
D.C	B.T	B.T	19/04/2013

No. of Shts	SIZE	SCALE
1	A4	

DRAWING NUMBER SHEET REV

The closest tufa deposit to the site is located over 100m from the boundary of the proposed excavation and is associated with the field drains. Clayey Sand and Gravel deposits were encountered towards the centre of the site, and ranging from 0.9 to 1.9m. The locations of the groundwater monitoring wells around the boundary of the site did not encounter sand and gravel.

The permeability tests in the groundwater monitoring wells indicate that the hydraulic conductivity is typical of silt and clay soils. Therefore, the water present in the deposits represents pore water, rather than groundwater. The Sand and Gravel deposits at the centre of the site which would be expected to have a higher permeability were found to be unsaturated.

The GSI maps show the gravel aquifer to extend to the south west of the site. The presence of eskers and gravel pits to the south west of the site further indicates that a greater thickness of Sand and Gravel deposits is expected in this area. Both tufa deposits are located at or near the boundary of the gravel aquifer and may be associated with discharge zones at the gravel aquifer boundary.

As noted above, the clayey sand and gravel deposits at the centre of the site were not found to be saturated during the site investigation. In most cases, groundwater strikes were not recorded in the deposits. As the Sand and Gravel was not saturated, this indicates that the quantities of groundwater present are not significant. The 2013 site investigation at the boundary of the site did not encounter groundwater strikes and confirm the presence of low permeability strata to the excavation depths.

Although for the wider groundwater body hydraulic continuity exists between the Sand and Gravel deposits and the bedrock aquifer, within the localised site area any groundwater and pore water in the clayey Sand and Gravel deposits and gravelly Clay will not be in hydraulic continuity with the bedrock aquifer underlying the site. This is demonstrated by the ground conditions encountered in borehole BH4, where stiff Clay was recorded to 8.6m bgl. The 2012 site investigation also proved significant thickness of low permeability Clay deposits, with up to 6.8m of clay proved beneath the clayey Sand and Gravel deposits. The Clay encountered during the site investigations is described as stiff to very stiff at depth, and this stiff Clay will impede any vertical groundwater flow.

As the permeability tests for the groundwater monitoring wells indicate that the groundwater present represents pore water, it may not be feasible to define a water table as lateral movement is impeded. The depth to groundwater measured in the four groundwater monitoring wells indicates that the depth to groundwater is consistent across the site at approximately 1m bgl. If there is any flow in the near surface deposits pore water, the survey groundwater levels indicate that this flow will follow the topography to the east.

4.2 Impact of Proposed Works on Hydrogeology

The proposed works include excavations to a maximum of 2.5m bgl at the building locations. An excavation of 2.5m is shown on the CSM and is located over 100m from the closest tufa deposit.

The excavations will extend through the clayey Sand and Gravel deposits (where encountered) into the underlying clay deposits. However, as discussed above the borehole logs indicate that the Sand and Gravel deposits are not saturated and groundwater strikes were not encountered in the groundwater monitoring boreholes

around the boundary of the site. Therefore, groundwater inflow from the clayey Sand and Gravel deposits is expected to be limited to the centre of the site.

Minimal groundwater inflows were encountered in the Clay deposits. As the permeability of these deposits is low, this will also impede the groundwater flow into the excavations. Groundwater levels were found to be approximately 1m bgl in the groundwater monitoring wells. Due to the presence of low permeability clay, across the site, any groundwater in the more permeable clayey Sand and Gravel deposits can be isolated during dewatering if necessary. This would minimise the impact on the local regime if unexpected additional gravel lenses were encountered during excavation.

As the groundwater flow into the excavations is expected to be limited, extensive dewatering is not anticipated during excavation and any impact on the water environment receptors is expected to be minimal. During construction should additional saturated gravel be encountered, the use of low permeability barriers to isolate and keep out groundwater in any surrounding Sand and Gravels. This will ensure that the short term impact of dewatering is localised to the area immediately surrounding the excavation.

5.0 CONCLUSIONS AND RECOMMENDATIONS

A number of water environment receptors have been identified in the vicinity of the site, including tufa deposits located at field drains on the boundary of the site and possibly associated with the boundary of the gravel aquifer.

The proposed excavation works at the Coolnabacky substation will extend for a maximum of 2.5m bgl and will intercept the shallow clayey Sand and Gravel deposits in places as well as Clay deposits.

Groundwater is present at c.1m bgl. Permeability tests carried out in the groundwater monitoring wells at the boundary of the site show that the hydraulic conductivity is in the range of low permeability silt and clay soils and may represent pore water rather than groundwater. Groundwater may be localised in clayey Sand and Gravels towards the centre of the site, however these deposits were mostly found to be unsaturated during the 2013 site investigation. It may not be feasible to define a water table as lateral movement is impeded. Should there be any flow in the near surface deposits pore water and clayey Sand and Gravels, this flow will follow the topography to the south east.

The impact on the water environment from any dewatering required during excavation is expected to be limited due to the following:

- 2012 Site investigation results indicate that the clayey Sand and Gravel deposits are not saturated and are localised in the centre of the site;
- Most groundwater strikes encountered in the 2012 site investigation were in the underlying low permeability clay deposits and during dewatering the inflow is expected to be limited;
- The 2013 groundwater monitoring wells did not encounter groundwater strikes during drilling and the permeability tests demonstrate the presence of low permeability material to excavation depths;
- Any groundwater in the more permeable clayey Sand and Gravel deposits at the centre of the site can be isolated during dewatering if necessary;
- Any dewatering can therefore be confined to the area immediately surrounding the excavation and will not impact on the local groundwater regime which supplies the tufa deposits or springs;
- The on-site clayey Sand and Gravel deposits are not in hydraulic continuity with the bedrock aquifer, and clay deposits have been proved to 8.6m bgl.

5.1 Mitigation Measures

The following mitigation measures are recommended to further protect the water environment receptors during construction:

Isolation of Groundwater Seepages

Borehole logs indicate that the clayey Sand and Gravel deposits present at the centre of the site are not saturated and groundwater flow into the excavation during construction is expected to be limited. However, should on-going dewatering be required during excavations it is recommended that a low permeability barrier be installed around the excavation walls where any Sand and Gravel deposits are encountered. This will ensure that any potential for drawdown that could affect the water regime including the watercourses and tufa deposits will be minimised.

Protection of Water Environment Receptors

The mitigation measures outlined in Section 10.0 (Water) of the Environmental Impact Statement (EIS) accompanying the planning application will ensure that no sediment contamination, contaminated runoff or untreated wastewater will enter any watercourses during the construction of the proposed line route. Given the presence of sensitive water environment receptors at the site, it is imperative that these mitigation measures are adhered to.

Provision of Buffer Zone

It is recommended that a 25m buffer zone is applied around the tufa deposits to ensure protection of the deposits. No works during construction and operation will occur within this area, including re-fuelling, batching of concrete or storage of fuels and soil stockpiles.

REFERENCES

1. Geological Survey of Ireland (2012) Databases in relation to karst, quaternary (subsoils), groundwater wells, bedrock geology – www.gsi.ie

2. B.McConnell, M.E. Philcox, (1994), Geology of Kildare-Wicklow, Sheet 16. Geological Survey of Ireland.

3. Soil Mechanics, (2012), Laois – Kilkenny Reinforcement Project, Coolnabacky 400kV Substation –Factual Report on Ground Investigation

4. GSI, Bagnelstown Groundwater Body – Summary of Initial Characterisation

5. GSI, Kyle & Orchard Springs, Groundwater Source Protection Zones, November 2000,

6. EPA, Kyle PWS, Water Framework Directive Groundwater Monitoring Programme, August 2011

7. Misstear, B.D.R. and Fitzsimons, V. P. (2007) Chapter 16 – Estimating recharge in fractured bedrock aquifers in Ireland. In (eds.) Jirí Krásný and John M. Sharp. Groundwater in Fractured Rocks: IAH Selected Paper Series, Vol. 9 (Selected Papers on Hydrogeology), p. 243-257.

8. CLEA Briefing Note 2: Version 1.1 (July 2004)

9. Licensing of discharges to Groundwater - Guidance to Applicants, Local Authority Services National Training Group (WSTG) August 2011

APPENDIX A

BOREHOLE LOGS

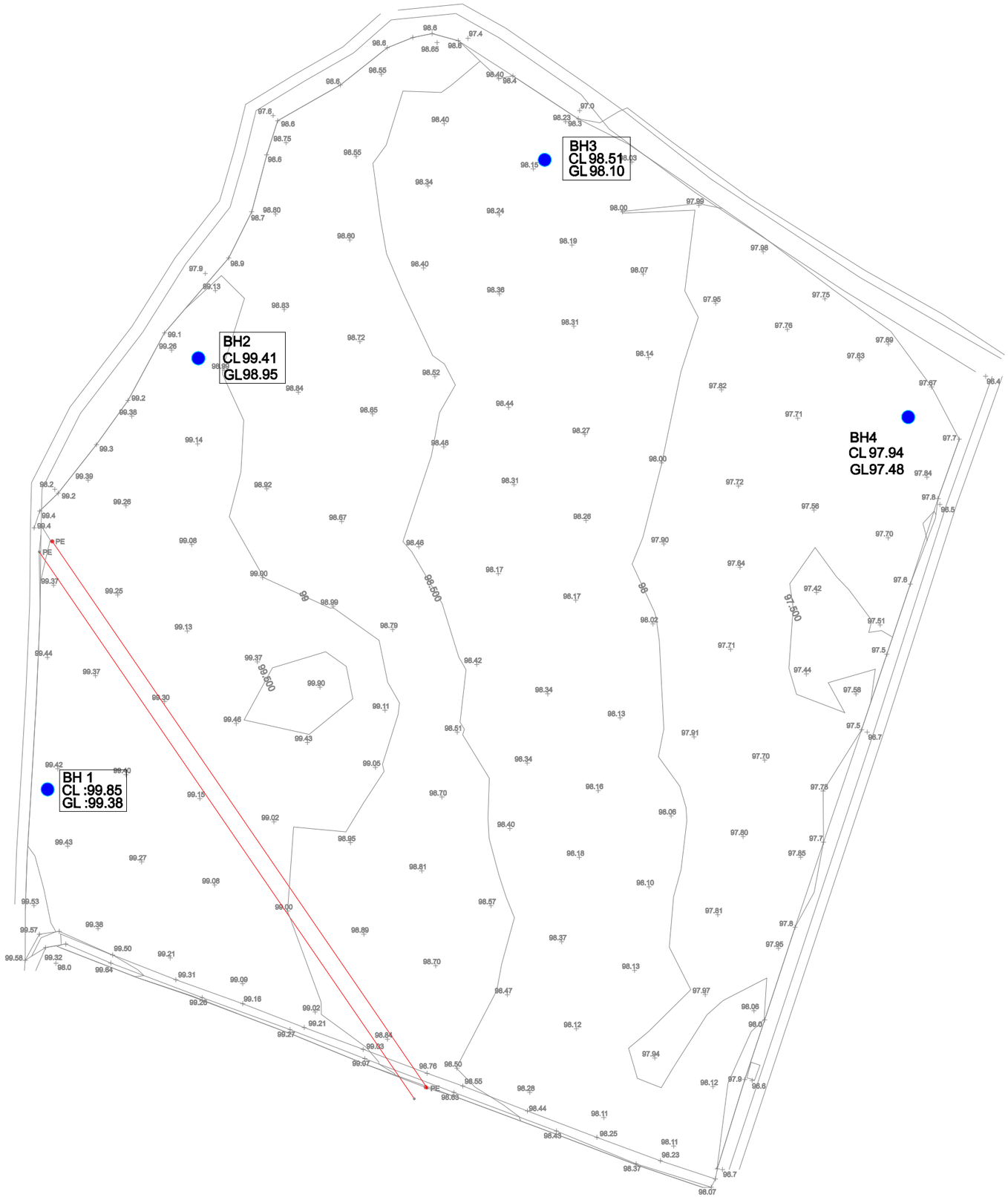

CLIENT
AWN CONSULTING

PROJECT
TIMAHOE SUB STATION PROJECT

TITLE
BOREHOLE LOCATIONS

HECTOR R NELSON
TOPOGRAPHIC SURVEYS
GOLF COURSE MAPPING
CLONKEEFY OLDCASTLE Co MEATH IRELAND
TEL 00353 49 8542168
hrnelson@indigo.ie

LEVEL : OS MALIN HEAD

DRAWN	HRN	CHECKED	
SCALE	1:1250@A3	DATE	JUNE 2013
		REF	BH

© ALL RIGHTS RESERVED

Causeway Geotech Ltd

Project No.	Project Name:	Borehole No.
13-188	Monitoring Wells at Timahoe, Co, Laois	BH01

Method and Equipment:
Percussion boring 0.00-4.00m

Co-ords:
-
-

Ground Level:
-

Client:

Engineer: AWN Consulting

Dates: 29/05/2013

Sheet 1 of 1

Scale: 1:50

Driller: SS

Logger: IR

Depth (m)	Sample / Test	Casing Depth (m)	Water Depth (m)	Field Records	Level (Thickness)	Depth	Stratum Description	Legend & Water Strikes	Backfill/ Installs
							TOPSOIL		
					(1.20)	0.30	Firm to stiff grey sandy gravelly CLAY (Driller's description)		
					(0.80)	1.50	Soft fo firm grey silty sandy CLAY (Driller's description)		
					(1.70)	2.30	Stiff grey sandy gravelly CLAY with cobbles and boulders (Driller's description)		
				29/05/2013 dry		4.00	End of Borehole at 4.00 m		

Type

Remarks:
Standpipe installed.

Chiseling:
From (m) to (m) time (hh:mm)

Water Strikes:
Struck (m) rising to (m) time (min)
No Groundwater Encountered

Casing:
to (m) 4.00 dia. (mm) 200

Last Revised:
04/07/2013

www.causewaygeotech.com

(c) Causeway Geotech Ltd

Causeway Geotech Ltd

Project No.	Project Name:	Borehole No.
13-188	Monitoring Wells at Timahoe, Co, Laois	BH01

Installation Type:
SP01 - Standpipe to 3.00m (50mm dia)

Cover Type:
Upright cover fitted.

Co-ords:
-
-

Ground Level:
-

Client:

Engineer: AWN Consulting

Date of installation: 29/05/2013

Sheet 1 of 1

Scale: 1:50

Driller: SS

Logger: IR

Legend & Water Strikes	Backfill/ Installs	Level (m)	Depth (m)	Description
				Bentonite
			0.50	
				Gravel filter
			3.00	
				Bentonite
			4.00	

Groundwater Strikes During Drilling

Date	Time	Strike Number	Depth Struck (m)	Rise Details	Further Details	Casing Depth (m)	Depth Sealed (m)
				No Groundwater Encountered			

Groundwater Observations During Drilling

Date	Start of Shift					End of Shift				
	Time	Depth Hole (m)	Casing Depth (m)	Water Depth (m)	Water Level (m)	Time	Depth Hole (m)	Casing Depth (m)	Water Depth (m)	Water Level BH01
29/05/13						0900	4.00	-	-	-

Groundwater Monitoring Results

Install I.D.	Date	Time	Water Depth (m)	Water Level (m)

Gas Monitoring Results

Install I.D.	Date	Time	Oxygen (%)	Carbon Dioxide (%)	Methane (%)	Carbon Monoxide (ppm)	Hydrogen Sulphide (ppm)	Atmospheric Pressure (mB)	Gas Flow (l/hour)	LEL

Remarks:

Last Revised:
04/07/2013

www.causewaygeotech.com
(c) Causeway Geotech Ltd

Causeway Geotech Ltd	Project No. 13-188	Project Name: Monitoring Wells at Timahoe, Co, Laois	Borehole No. BH02
Method and Equipment: Percussion boring 0.00-5.00m	**Co-ords:** - -	**Client:**	Sheet 1 of 1
		Engineer: AWN Consulting	**Scale:** 1:50
	Ground Level: -	**Dates:** 30/05/2013	**Driller:** SS
			Logger: IR

Depth (m)	Sample / Test	Casing Depth (m)	Water Depth (m)	Field Records	Level (Thickness)	Depth	Stratum Description	Legend & Water Strikes	Backfill/ Installs
							TOPSOIL		
						0.30	Grey sandy gravelly silty CLAY (Driller's description)		
					(2.40)				
						2.70	Stiff grey sandy gravelly CLAY with cobbles and boulders (Driller's description)		
					(2.30)				
				30/05/2013 dry		5.00	End of Borehole at 5.00 m		
	Type								

Remarks:
Standpipe installed.

Chiseling:
From (m) to (m) time (hh:mm)

Water Strikes:
Struck (m) rising to (m) time (min)
No Groundwater Encountered

Casing:
to (m) 5.00 dia. (mm) 200

Last Revised: 03/06/2013

www.causewaygeotech.com

(c) Causeway Geotech Ltd

Causeway Geotech Ltd	Project No. 13-188	Project Name: Monitoring Wells at Timahoe, Co, Laois	Borehole No. BH02

Installation Type: SP02 - Standpipe to 4.00m (50mm dia)	**Co-ords:** - -	**Client:**	Sheet 1 of 1
		Engineer: AWN Consulting	**Scale:** 1:50
Cover Type: Upright cover fitted.	**Ground Level:** -	**Date of installation:** 30/05/2013	**Driller:** SS
			Logger: IR

Legend & Water Strikes	Backfill/ Installs	Level (m)	Depth (m)	Description
			0.50	Bentonite
			4.00	Gravel filter
			5.00	Bentonite

Groundwater Strikes During Drilling

Date	Time	Strike Number	Depth Struck (m)	Rise Details	Further Details	Casing Depth (m)	Depth Sealed (m)
				No Groundwater Encountered			

Groundwater Observations During Drilling

Date	Start of Shift					End of Shift				
	Time	Depth Hole (m)	Casing Depth (m)	Water Depth (m)	Water Level (m)	Time	Depth Hole (m)	Casing Depth (m)	Water Depth (m)	Water Level BH02
30/05/13						1000	5.00	5.00	-	-

Groundwater Monitoring Results

Install I.D.	Date	Time	Water Depth (m)	Water Level (m)

Gas Monitoring Results

Install I.D.	Date	Time	Oxygen (%)	Carbon Dioxide (%)	Methane (%)	Carbon Monoxide (ppm)	Hydrogen Sulphide (ppm)	Atmospheric Pressure (mB)	Gas Flow (l/hour)	LEL

Remarks:

Last Revised: 03/06/2013

www.causewaygeotech.com
(c) Causeway Geotech Ltd

Causeway Geotech Ltd	Project No 13-188	Project Name: Monitoring Wells at Timahoe, Co, Laois	Borehole No. BH03
Method and Equipment: Percussion boring 0.00-4.00m	**Co-ords:** - -	**Client:**	Sheet 1 of 1
		Engineer: AWN Consulting	**Scale:** 1:50
	Ground Level: -	**Dates:** 30/05/2013	**Driller:** SS
			Logger: IR

Depth (m)	Sample / Test	Casing Depth (m)	Water Depth (m)	Field Records	Level (Thickness)	Depth	Stratum Description	Legend & Water Strikes	Backfill/ Installs
							TOPSOIL		
						0.30	Grey silty sandy gravelly CLAY (Driller's description)		
					(0.70)				
						1.00	Stiff grey sandy gravelly silty CLAY with cobbles and boulders (Driller's description)		
					(3.00)				
				30/05/2013 dry		4.00	End of Borehole at 4.00 m		
	Type								

Remarks:
Standpipe installed.

Chiseling:
From (m) to (m) time (hh:mm)

Water Strikes:
Struck (m) rising to (m) time (min)
No Groundwater Encountered

Casing:
to (m) 4.00 dia. (mm) 200

Last Revised: 03/06/2013

ISO 9002 AGS
www.causewaygeotech.com
(c) Causeway Geotech Ltd

Causeway Geotech Ltd

Project No.	Project Name:	Borehole No.
13-188	Monitoring Wells at Timahoe, Co, Laois	BH03

Installation Type:
SP03 - Standpipe to 3.00m (50mm dia)

Cover Type:
Upright cover fitted.

Co-ords:
-
-

Ground Level:
-

Client:

Engineer: AWN Consulting

Date of installation: 30/05/2013

Sheet 1 of 1

Scale: 1:50

Driller: SS

Logger: IR

Legend & Water Strikes	Backfill/ Installs	Level (m)	Depth (m)	Description
				Bentonite
			0.50	
				Gravel filter
			3.00	
				Bentonite
			4.00	

Groundwater Strikes During Drilling

Date	Time	Strike Number	Depth Struck (m)	Rise Details	Further Details	Casing Depth (m)	Depth Sealed (m)
				No Groundwater Encountered			

Groundwater Observations During Drilling

Date	Start of Shift					End of Shift				
	Time	Depth Hole (m)	Casing Depth (m)	Water Depth (m)	Water Level (m)	Time	Depth Hole (m)	Casing Depth (m)	Water Depth (m)	Water Level BH03
30/05/13						1100	4.00	4.00	-	-

Groundwater Monitoring Results

Install I.D.	Date	Time	Water Depth (m)	Water Level (m)

Gas Monitoring Results

Install I.D.	Date	Time	Oxygen (%)	Carbon Dioxide (%)	Methane (%)	Carbon Monoxide (ppm)	Hydrogen Sulphide (ppm)	Atmospheric Pressure (mB)	Gas Flow (l/hour)	LEL

Remarks:

Last Revised:
03/06/2013

www.causewaygeotech.com
(c) Causeway Geotech Ltd

Causeway Geotech Ltd

Project No.	Project Name:	Borehole No.
13-188	Monitoring Wells at Timahoe, Co, Laois	BH04

Method and Equipment:
Percussion boring 0.00-9.00m

Co-ords:
-
-

Ground Level:
-

Client:

Engineer: AWN Consulting

Dates: 28/05/2013 - 29/05/2013

Sheet 1 of 1

Scale: 1:50

Driller: SS

Logger: IR

Depth (m)	Sample / Test	Casing Depth (m)	Water Depth (m)	Field Records	Level Depth (Thickness)	Stratum Description
						TOPSOIL
					0.30	
					(0.90)	Grey very gravelly CLAY (Driller's description)
					1.20	
					(1.10)	Dark grey sandy gravelly CLAY with cobbles and boulders (Driller's description)
					2.30	
					(5.20)	Stiff grey sandy gravelly CLAY with cobbles and boulders (Driller's description)
					7.50	
					(1.10)	Stiff dark grey sandy gravelly CLAY with cobbles and boulders (Driller's description)
					8.60	
				29/05/2013 dry	(0.40)	Possible ROCK (Driller's description)
					9.00	End of Borehole at 9.00 m
	Type					

Legend & Water Strikes

Backfill/ Installs



Remarks:
Standpipe installed.

Chiseling:
From (m) to (m) time (hh:mm)

Water Strikes:
Struck (m) rising to (m) time (min)
No Groundwater Encountered

Casing:
to (m) 9.00 dia. (mm) 200

Last Revised:
03/06/2013

www.causewaygeotech.com

(c) Causeway Geotech Ltd

Causeway Geotech Ltd

Project No. 13-188	**Project Name:** Monitoring Wells at Timahoe, Co, Laois		**Borehole No.** BH04
Installation Type: SP04 - Standpipe to 3.00m (50mm dia)	**Co-ords:** - -	**Client:**	Sheet 1 of 1
		Engineer: AWN Consulting	**Scale:** 1:50
Cover Type: Upright cover fitted.	**Ground Level:** -	**Date of installation:** 29/05/2013	**Driller:** SS
			Logger: IR

Legend & Water Strikes	Backfill/ Installs	Level (m)	Depth (m)	Description
				Bentonite
			0.50	
				Gravel filter
			3.00	
				Bentonite
			3.50	
				Arisings
			9.00	

Groundwater Strikes During Drilling

Date	Time	Strike Number	Depth Struck (m)	Rise Details	Further Details	Casing Depth (m)	Depth Sealed (m)
				No Groundwater Encountered			

Groundwater Observations During Drilling

Date	Start of Shift					End of Shift				
	Time	Depth Hole (m)	Casing Depth (m)	Water Depth (m)	Water Level (m)	Time	Depth Hole (m)	Casing Depth (m)	Water Depth (m)	Water Level BH04
29/05/13						1200	9.00	-	-	-

Groundwater Monitoring Results

Install I.D.	Date	Time	Water Depth (m)	Water Level (m)

Gas Monitoring Results

Install I.D.	Date	Time	Oxygen (%)	Carbon Dioxide (%)	Methane (%)	Carbon Monoxide (ppm)	Hydrogen Sulphide (ppm)	Atmospheric Pressure (mB)	Gas Flow (l/hour)	LEL

Remarks:

Last Revised: 03/06/2013

www.causewaygeotech.com
(c) Causeway Geotech Ltd

APPENDIX B

GROUNDWATER LEVELS LOGGER DATA

Report Date: 08/08/2013 11:57:15
Report User Name: dcasey
Report Computer Name: AWN_DELL_NB172
Application: WinSitu.exe
Application Version: 5.6.22.4

Log File Properties:
File Name: BH1_2013-08-08_11-50-17-212.wsl
Create Date: 08/08/2013 11:50:13

Device Properties:
Device: Rugged TROLL 100
Site: Coolnabacky BH 1 SN339158
Device Name:
Serial Number: 339158
Firmware Version: 1.01
Hardware Version: 0
Device Address: 1
Device Comm Cfg: 19200,8,Even,1,(Modbus-RTU)
Used Memory(%): 0
Used Battery(%): 1

Log Configuration
Log Name: BH1
Created By: btiernan
Computer Name: BTIERNAN-HP
Application: WinSitu.exe
Application Version: 5.6.24.4
Create Date: 20/06/2013 08:49:18 GMT Daylight Time
Log Setup Time Zone: GMT Daylight Time
Notes Size(bytes): 4096
Overwrite when full: Disabled
Scheduled Start Time: 20/06/2013 09:00:00 GMT Daylight Time
Scheduled Stop Time: No Stop Time
Type: Linear
Interval: Days: 0 hrs: 01 mins: 00 secs: 00

Level Reference Settings At Log Creation
Level Measurement Mode: Level Depth To Water
Specific Gravity: 0.999
Level Reference Mode: Set new reference
Level Reference Value: 1.56 (m)
Level Reference Head Pressure: 1000.57 (mBar)

Other Log Settings
Depth of Probe: 10.2134 (m)
Head Pressure: 1000.59 (mBar)
Temperature: 23.8594 (C)

Log Notes:

Date and Time	Note
20/06/2013 08:49:32	Used Battery: 1% Used Memory: 6% User Name: btiernan
20/06/2013 08:49:42	Manual Start Command
20/06/2013 10:32:08	Log Download - Used Battery: 1% Used Memory: 6% User Name: btiernan
30/06/2013 13:33:12	Log Download - Used Battery: 1% Used Memory: 6% User Name: btiernan
08/08/2013 11:49:36	Log Download - Used Battery: 2% Used Memory: 6% User Name: dcasey
08/08/2013 11:49:58	Log Download - Used Battery: 2% Used Memory: 6% User Name: dcasey

---

Log Data:
Record Count: 1180
Sensors: 1
1 - 339158: Pressure/Temp PSIA (9m/30ft)
Time Zone: GMT Daylight Time

Date and Time	Elapsed Time Seconds	Sensor: Pres(A) 30ft SN#: 339158 Pressure (mBar)	Sensor: Pres(A) 30ft SN#: 339158 Temperature (C)	Sensor: Pres(A) 30ft SN#: 339158 Level Depth To Water (m)		
06/06/2013 15:00	0	1189.485	9.557	-0.343	1	98.45
06/06/2013 16:00	3600.001	1189.375	9.557	-0.342	2	-0.001 98.449
06/06/2013 17:00	7200.001	1189.375	9.557	-0.342	3	-0.001 98.449
06/06/2013 18:00	10800	1189.485	9.557	-0.343	4	0 98.45
06/06/2013 19:00	14400	1189.73	9.609	-0.346	5	0.003 98.453
06/06/2013 20:00	18000	1190.452	9.505	-0.353	6	0.01 98.46
06/06/2013 21:00	21600	1190.452	9.505	-0.353	7	0.01 98.46
06/06/2013 22:00	25200	1191.053	9.609	-0.359	8	0.016 98.466
06/06/2013 23:00	28800	1191.414	9.557	-0.363	9	0.02 98.47
07/06/2013 00:00	32400	1192.02	9.557	-0.369	10	0.026 98.476
07/06/2013 01:00	36000	1191.964	9.557	-0.369	11	0.026 98.476
07/06/2013 02:00	39600	1191.964	9.557	-0.369	12	0.026 98.476
07/06/2013 03:00	43200	1192.044	9.609	-0.369	13	0.026 98.476
07/06/2013 04:00	46800	1192.21	9.609	-0.371	14	0.028 98.478
07/06/2013 05:00	50400	1191.989	9.609	-0.369	15	0.026 98.476
07/06/2013 06:00	54000	1192.65	9.609	-0.376	16	0.033 98.483
07/06/2013 07:00	57600	1192.43	9.609	-0.373	17	0.03 98.48
07/06/2013 08:00	61200	1192.54	9.609	-0.374	18	0.031 98.481
07/06/2013 09:00	64800	1192.32	9.609	-0.372	19	0.029 98.479
07/06/2013 10:00	68400	1192.485	9.609	-0.374	20	0.031 98.481
07/06/2013 11:00	72000	1192.32	9.609	-0.372	21	0.029 98.479

07/06/2013 12:00	75600	1192.044	9.609	-0.369	22	0.026	98.476
07/06/2013 13:00	79200	1192.044	9.609	-0.369	23	0.026	98.476
07/06/2013 14:00	82800	1191.769	9.609	-0.367	24	0.024	98.474
07/06/2013 15:00	86400	1191.824	9.609	-0.367	25	0.024	98.474
07/06/2013 16:00	90000	1191.714	9.609	-0.366	26	0.023	98.473
07/06/2013 17:00	93600	1191.548	9.609	-0.364	27	0.021	98.471
07/06/2013 18:00	97200	1191.683	9.661	-0.366	28	0.023	98.473
07/06/2013 19:00	100800	1191.603	9.609	-0.365	29	0.022	98.472
07/06/2013 20:00	104400	1191.879	9.609	-0.368	30	0.025	98.475
07/06/2013 21:00	108000	1191.879	9.609	-0.368	31	0.025	98.475
07/06/2013 22:00	111600	1192.179	9.661	-0.371	32	0.028	98.478
07/06/2013 23:00	115200	1192.399	9.661	-0.373	33	0.03	98.48
08/06/2013 00:00	118800	1192.455	9.661	-0.374	34	0.031	98.481
08/06/2013 01:00	122400	1192.234	9.661	-0.371	35	0.028	98.478
08/06/2013 02:00	126000	1192.234	9.661	-0.371	36	0.028	98.478
08/06/2013 03:00	129600	1191.959	9.661	-0.368	37	0.025	98.475
08/06/2013 04:00	133200	1191.683	9.661	-0.366	38	0.023	98.473
08/06/2013 05:00	136800	1191.628	9.661	-0.365	39	0.022	98.472
08/06/2013 06:00	140400	1191.518	9.661	-0.364	40	0.021	98.471
08/06/2013 07:00	144000	1191.353	9.661	-0.362	41	0.019	98.469
08/06/2013 08:00	147600	1191.432	9.713	-0.363	42	0.02	98.47
08/06/2013 09:00	151200	1191.022	9.661	-0.359	43	0.016	98.466
08/06/2013 10:00	154800	1190.636	9.661	-0.355	44	0.012	98.462
08/06/2013 11:00	158400	1190.196	9.661	-0.35	45	0.007	98.457
08/06/2013 12:00	162000	1189.975	9.661	-0.348	46	0.005	98.455
08/06/2013 13:00	165600	1189.89	9.713	-0.347	47	0.004	98.454
08/06/2013 14:00	169200	1189.039	9.661	-0.339	48	-0.004	98.446
08/06/2013 15:00	172800	1188.733	9.713	-0.336	49	-0.007	98.443
08/06/2013 16:00	176400	1187.961	9.713	-0.328	50	-0.015	98.435
08/06/2013 17:00	180000	1187.245	9.713	-0.32	51	-0.023	98.427
08/06/2013 18:00	183600	1186.474	9.713	-0.312	52	-0.031	98.419
08/06/2013 19:00	187200	1186.45	9.661	-0.312	53	-0.031	98.419
08/06/2013 20:00	190800	1186.584	9.713	-0.314	54	-0.029	98.421
08/06/2013 21:00	194400	1185.923	9.713	-0.307	55	-0.036	98.414
08/06/2013 22:00	198000	1186.309	9.713	-0.311	56	-0.032	98.418
08/06/2013 23:00	201600	1186.198	9.713	-0.31	57	-0.033	98.417
09/06/2013 00:00	205200	1186.058	9.765	-0.308	58	-0.035	98.415
09/06/2013 01:00	208800	1185.813	9.713	-0.306	59	-0.037	98.413
09/06/2013 02:00	212400	1185.262	9.713	-0.3	60	-0.043	98.407
09/06/2013 03:00	216000	1185.121	9.765	-0.299	61	-0.044	98.406
09/06/2013 04:00	219600	1184.602	9.713	-0.293	62	-0.05	98.4
09/06/2013 05:00	223200	1183.965	9.765	-0.287	63	-0.056	98.394
09/06/2013 06:00	226800	1183.775	9.713	-0.285	64	-0.058	98.392
09/06/2013 07:00	230400	1184.051	9.713	-0.288	65	-0.055	98.395
09/06/2013 08:00	234000	1183.83	9.713	-0.285	66	-0.058	98.392
09/06/2013 09:00	237600	1183.414	9.765	-0.281	67	-0.062	98.388
09/06/2013 10:00	241200	1183.225	9.713	-0.279	68	-0.064	98.386
09/06/2013 11:00	244800	1182.864	9.765	-0.276	69	-0.067	98.383
09/06/2013 12:00	248400	1182.619	9.713	-0.273	70	-0.07	98.38
09/06/2013 13:00	252000	1181.982	9.765	-0.267	71	-0.076	98.374
09/06/2013 14:00	255600	1181.597	9.765	-0.263	72	-0.08	98.37
09/06/2013 15:00	259200	1181.212	9.765	-0.259	73	-0.084	98.366
09/06/2013 16:00	262800	1180.716	9.765	-0.254	74	-0.089	98.361
09/06/2013 17:00	266400	1180.221	9.765	-0.249	75	-0.094	98.356
09/06/2013 18:00	270000	1179.945	9.765	-0.246	76	-0.097	98.353
09/06/2013 19:00	273600	1179.945	9.765	-0.246	77	-0.097	98.353
09/06/2013 20:00	277200	1179.89	9.765	-0.245	78	-0.098	98.352
09/06/2013 21:00	280800	1180.11	9.765	-0.248	79	-0.095	98.355
09/06/2013 22:00	284400	1180.055	9.765	-0.247	80	-0.096	98.354
09/06/2013 23:00	288000	1180.386	9.765	-0.25	81	-0.093	98.357
10/06/2013 00:00	291600	1180.166	9.765	-0.248	82	-0.095	98.355
10/06/2013 01:00	295200	1179.835	9.765	-0.245	83	-0.098	98.352
10/06/2013 02:00	298800	1179.725	9.765	-0.244	84	-0.099	98.351
10/06/2013 03:00	302400	1179.505	9.765	-0.241	85	-0.102	98.348
10/06/2013 04:00	306000	1179.144	9.817	-0.238	86	-0.105	98.345
10/06/2013 05:00	309600	1178.899	9.765	-0.235	87	-0.108	98.342
10/06/2013 06:00	313200	1178.734	9.765	-0.233	88	-0.11	98.34
10/06/2013 07:00	316800	1178.538	9.817	-0.231	89	-0.112	98.338
10/06/2013 08:00	320400	1178.373	9.817	-0.23	90	-0.113	98.337
10/06/2013 09:00	324000	1177.933	9.817	-0.225	91	-0.118	98.332
10/06/2013 10:00	327600	1177.933	9.817	-0.225	92	-0.118	98.332
10/06/2013 11:00	331200	1178.098	9.817	-0.227	93	-0.116	98.334
10/06/2013 12:00	334800	1177.658	9.817	-0.222	94	-0.121	98.329
10/06/2013 13:00	338400	1177.217	9.817	-0.218	95	-0.125	98.325
10/06/2013 14:00	342000	1177.217	9.817	-0.218	96	-0.125	98.325
10/06/2013 15:00	345600	1177.327	9.817	-0.219	97	-0.124	98.326
10/06/2013 16:00	349200	1176.966	9.869	-0.215	98	-0.128	98.322
10/06/2013 17:00	352800	1176.887	9.817	-0.215	99	-0.128	98.322
10/06/2013 18:00	356400	1176.251	9.869	-0.208	100	-0.135	98.315
10/06/2013 19:00	360000	1175.786	9.817	-0.203	101	-0.14	98.31
10/06/2013 20:00	363600	1175.646	9.869	-0.202	102	-0.141	98.309
10/06/2013 21:00	367200	1175.15	9.869	-0.197	103	-0.146	98.304
10/06/2013 22:00	370800	1174.82	9.869	-0.194	104	-0.149	98.301
10/06/2013 23:00	374400	1174.214	9.869	-0.187	105	-0.156	98.294
11/06/2013 00:00	378000	1174.104	9.869	-0.186	106	-0.157	98.293
11/06/2013 01:00	381600	1173.334	9.869	-0.178	107	-0.165	98.285
11/06/2013 02:00	385200	1172.674	9.869	-0.172	108	-0.171	98.279
11/06/2013 03:00	388800	1172.178	9.869	-0.167	109	-0.176	98.274
11/06/2013 04:00	392400	1171.408	9.869	-0.159	110	-0.184	98.266
11/06/2013 05:00	396000	1170.913	9.869	-0.154	111	-0.189	98.261
11/06/2013 06:00	399600	1170.332	9.921	-0.148	112	-0.195	98.255
11/06/2013 07:00	403200	1170.057	9.921	-0.145	113	-0.198	98.252
11/06/2013 08:00	406800	1169.592	9.869	-0.14	114	-0.203	98.247
11/06/2013 09:00	410400	1169.562	9.921	-0.14	115	-0.203	98.247
11/06/2013 10:00	414000	1169.537	9.869	-0.14	116	-0.203	98.247
11/06/2013 11:00	417600	1169.507	9.921	-0.139	117	-0.204	98.246
11/06/2013 12:00	421200	1169.617	9.921	-0.14	118	-0.203	98.247
11/06/2013 13:00	424800	1169.782	9.921	-0.142	119	-0.201	98.249
11/06/2013 14:00	428400	1170.552	9.921	-0.15	120	-0.193	98.257

11/06/2013 15:00	432000	1170.387	9.921	-0.148	121	-0.195	98.255
11/06/2013 16:00	435600	1170.662	9.921	-0.151	122	-0.192	98.258
11/06/2013 17:00	439200	1170.717	9.921	-0.152	123	-0.191	98.259
11/06/2013 18:00	442800	1170.607	9.921	-0.151	124	-0.192	98.258
11/06/2013 19:00	446400	1170.607	9.921	-0.151	125	-0.192	98.258
11/06/2013 20:00	450000	1170.882	9.921	-0.153	126	-0.19	98.26
11/06/2013 21:00	453600	1170.277	9.921	-0.147	127	-0.196	98.254
11/06/2013 22:00	457200	1169.672	9.921	-0.141	128	-0.202	98.248
11/06/2013 23:00	460800	1168.956	9.921	-0.134	129	-0.209	98.241
12/06/2013 00:00	464400	1168.321	9.973	-0.127	130	-0.216	98.234
12/06/2013 01:00	468000	1168.021	9.921	-0.124	131	-0.219	98.231
12/06/2013 02:00	471600	1167.936	9.973	-0.123	132	-0.22	98.23
12/06/2013 03:00	475200	1168.156	9.973	-0.125	133	-0.218	98.232
12/06/2013 04:00	478800	1168.541	9.973	-0.129	134	-0.214	98.236
12/06/2013 05:00	482400	1169.476	9.973	-0.139	135	-0.204	98.246
12/06/2013 06:00	486000	1170.026	9.973	-0.145	136	-0.198	98.252
12/06/2013 07:00	489600	1170.466	9.973	-0.149	137	-0.194	98.256
12/06/2013 08:00	493200	1170.797	9.973	-0.152	138	-0.191	98.259
12/06/2013 09:00	496800	1171.897	9.973	-0.164	139	-0.179	98.271
12/06/2013 10:00	500400	1171.897	9.973	-0.164	140	-0.179	98.271
12/06/2013 11:00	504000	1171.371	10.025	-0.158	141	-0.185	98.265
12/06/2013 12:00	507600	1171.017	9.973	-0.155	142	-0.188	98.262
12/06/2013 13:00	511200	1170.246	9.973	-0.147	143	-0.196	98.254
12/06/2013 14:00	514800	1170.081	9.973	-0.145	144	-0.198	98.252
12/06/2013 15:00	518400	1169.091	9.973	-0.135	145	-0.208	98.242
12/06/2013 16:00	522000	1168.156	9.973	-0.125	146	-0.218	98.232
12/06/2013 17:00	525600	1167.96	10.025	-0.123	147	-0.22	98.23
12/06/2013 18:00	529200	1167.245	10.025	-0.116	148	-0.227	98.223
12/06/2013 19:00	532800	1166.53	10.025	-0.109	149	-0.234	98.216
12/06/2013 20:00	536400	1166.2	10.025	-0.106	150	-0.237	98.213
12/06/2013 21:00	540000	1165.815	10.025	-0.102	151	-0.241	98.209
12/06/2013 22:00	543600	1165.704	10.025	-0.1	152	-0.243	98.207
12/06/2013 23:00	547200	1165.649	10.025	-0.1	153	-0.243	98.207
13/06/2013 00:00	550800	1166.09	10.025	-0.104	154	-0.239	98.211
13/06/2013 01:00	554400	1166.145	10.025	-0.105	155	-0.238	98.212
13/06/2013 02:00	558000	1166.145	10.025	-0.105	156	-0.238	98.212
13/06/2013 03:00	561600	1166.444	10.077	-0.108	157	-0.235	98.215
13/06/2013 04:00	565200	1167.025	10.025	-0.114	158	-0.229	98.221
13/06/2013 05:00	568800	1168.314	10.077	-0.127	159	-0.216	98.234
13/06/2013 06:00	572400	1169.415	10.077	-0.138	160	-0.205	98.245
13/06/2013 07:00	576000	1170.931	10.025	-0.154	161	-0.189	98.261
13/06/2013 08:00	579600	1172.166	10.077	-0.166	162	-0.177	98.273
13/06/2013 09:00	583200	1173.157	10.077	-0.177	163	-0.166	98.284
13/06/2013 10:00	586800	1173.377	10.077	-0.179	164	-0.164	98.286
13/06/2013 11:00	590400	1173.817	10.077	-0.183	165	-0.16	98.29
13/06/2013 12:00	594000	1174.258	10.077	-0.188	166	-0.155	98.295
13/06/2013 13:00	597600	1174.643	10.077	-0.192	167	-0.151	98.299
13/06/2013 14:00	601200	1174.973	10.077	-0.195	168	-0.148	98.302
13/06/2013 15:00	604800	1178.331	10.077	-0.229	169		
13/06/2013 16:00	605593.3	998.412	18.977	1.607			
13/06/2013 17:00	609193.3	1173.78	10.232	-0.183	171		
13/06/2013 18:00	612793.3	1173.921	10.18	-0.184	172	-0.159	98.291
13/06/2013 19:00	616393.3	1174.337	10.129	-0.189	173	-0.154	98.296
13/06/2013 20:00	619993.3	1174.667	10.129	-0.192	174	-0.151	98.299
13/06/2013 21:00	623593.3	1174.942	10.129	-0.195	175	-0.148	98.302
13/06/2013 22:00	627193.3	1175.218	10.129	-0.198	176	-0.145	98.305
13/06/2013 23:00	630793.3	1175.407	10.18	-0.2	177	-0.143	98.307
14/06/2013 00:00	634393.3	1175.738	10.18	-0.203	178	-0.14	98.31
14/06/2013 01:00	637993.3	1175.162	10.129	-0.197	179	-0.146	98.304
14/06/2013 02:00	641593.3	1174.722	10.129	-0.193	180	-0.15	98.3
14/06/2013 03:00	645193.3	1173.896	10.129	-0.184	181	-0.159	98.291
14/06/2013 04:00	648793.3	1174.007	10.129	-0.185	182	-0.158	98.292
14/06/2013 05:00	652393.3	1173.426	10.18	-0.179	183	-0.164	98.286
14/06/2013 06:00	655993.3	1172.741	10.129	-0.172	184	-0.171	98.279
14/06/2013 07:00	659593.3	1172.6	10.18	-0.171	185	-0.172	98.278
14/06/2013 08:00	663193.3	1172.295	10.232	-0.168	186	-0.175	98.275
14/06/2013 09:00	666793.3	1171.61	10.18	-0.161	187	-0.182	98.268
14/06/2013 10:00	670393.3	1171.225	10.18	-0.157	188	-0.186	98.264
14/06/2013 11:00	673993.3	1171.194	10.232	-0.156	189	-0.187	98.263
14/06/2013 12:00	677593.3	1170.289	10.18	-0.147	190	-0.196	98.254
14/06/2013 13:00	681193.3	1169.904	10.18	-0.143	191	-0.2	98.25
14/06/2013 14:00	684793.3	1168.638	10.18	-0.13	192	-0.213	98.237
14/06/2013 15:00	688393.3	1168.333	10.232	-0.127	193	-0.216	98.234
14/06/2013 16:00	691993.3	1167.538	10.18	-0.119	194	-0.224	98.226
14/06/2013 17:00	695593.3	1166.218	10.18	-0.106	195	-0.237	98.213
14/06/2013 18:00	699193.3	1164.623	10.18	-0.089	196	-0.254	98.196
14/06/2013 19:00	702793.3	1163.327	10.232	-0.076	197	-0.267	98.183
14/06/2013 20:00	706393.3	1161.238	10.232	-0.055	198	-0.288	98.162
14/06/2013 21:00	709993.3	1159.997	10.284	-0.042	199	-0.301	98.149
14/06/2013 22:00	713593.3	1161.427	10.284	-0.057	200	-0.286	98.164
14/06/2013 23:00	717193.3	1162.392	10.232	-0.067	201	-0.276	98.174
15/06/2013 00:00	720793.3	1163.052	10.232	-0.073	202	-0.27	98.18
15/06/2013 01:00	724393.3	1163.407	10.284	-0.077	203	-0.266	98.184
15/06/2013 02:00	727993.3	1163.791	10.284	-0.081	204	-0.262	98.188
15/06/2013 03:00	731593.3	1163.987	10.232	-0.083	205	-0.26	98.19
15/06/2013 04:00	735193.3	1164.342	10.284	-0.087	206	-0.256	98.194
15/06/2013 05:00	738793.3	1163.956	10.284	-0.083	207	-0.26	98.19
15/06/2013 06:00	742393.3	1164.616	10.284	-0.089	208	-0.254	98.196
15/06/2013 07:00	745993.3	1164.916	10.336	-0.092	209	-0.251	98.199
15/06/2013 08:00	749593.3	1164.781	10.284	-0.091	210	-0.252	98.198
15/06/2013 09:00	753193.3	1164.891	10.284	-0.092	211	-0.251	98.199
15/06/2013 10:00	756793.3	1164.971	10.336	-0.093	212	-0.25	98.2
15/06/2013 11:00	760393.3	1165.056	10.284	-0.094	213	-0.249	98.201
15/06/2013 12:00	763993.3	1164.891	10.284	-0.092	214	-0.251	98.199
15/06/2013 13:00	767593.3	1165.191	10.336	-0.095	215	-0.248	98.202
15/06/2013 14:00	771193.3	1165.246	10.336	-0.096	216	-0.247	98.203
15/06/2013 15:00	774793.3	1165.301	10.336	-0.096	217	-0.247	98.203
15/06/2013 16:00	778393.3	1166.071	10.336	-0.104	218	-0.239	98.211
15/06/2013 17:00	781993.3	1166.346	10.336	-0.107	219	-0.236	98.214

15/06/2013 18:00	785593.3	1166.731	10.336	-0.111		220	-0.232	98.218	
15/06/2013 19:00	789193.3	1166.951	10.336	-0.113		221	-0.23	98.22	
15/06/2013 20:00	792793.3	1167.831	10.336	-0.122		222	-0.221	98.229	
15/06/2013 21:00	796393.3	1168.327	10.336	-0.127		223	-0.216	98.234	
15/06/2013 22:00	799993.3	1169.403	10.284	-0.138		224	-0.205	98.245	
15/06/2013 23:00	803593.3	1169.757	10.336	-0.142		225	-0.201	98.249	
16/06/2013 00:00	807193.3	1170.527	10.336	-0.15		226	-0.193	98.257	
16/06/2013 01:00	810793.3	1170.968	10.336	-0.154		227	-0.189	98.261	
16/06/2013 02:00	814393.3	1170.583	10.336	-0.15		228	-0.193	98.257	
16/06/2013 03:00	817993.3	1170.662	10.388	-0.151		229	-0.192	98.258	
16/06/2013 04:00	821593.3	1170.583	10.336	-0.15		230	-0.193	98.257	
16/06/2013 05:00	825193.3	1170.772	10.388	-0.152		231	-0.191	98.259	
16/06/2013 06:00	828793.3	1170.662	10.388	-0.151		232	-0.192	98.258	
16/06/2013 07:00	832393.3	1170.992	10.388	-0.154		233	-0.189	98.261	
16/06/2013 08:00	835993.3	1171.432	10.388	-0.159		234	-0.184	98.266	
16/06/2013 09:00	839593.3	1171.598	10.388	-0.161		235	-0.182	98.268	
16/06/2013 10:00	843193.3	1171.928	10.388	-0.164		236	-0.179	98.271	
16/06/2013 11:00	846793.3	1172.093	10.388	-0.166		237	-0.177	98.273	
16/06/2013 12:00	850393.3	1172.093	10.388	-0.166		238	-0.177	98.273	
16/06/2013 13:00	853993.3	1172.478	10.388	-0.17		239	-0.173	98.277	
16/06/2013 14:00	857593.3	1171.983	10.388	-0.165		240	-0.178	98.272	
16/06/2013 15:00	861193.3	1172.313	10.388	-0.168		241	-0.175	98.275	
16/06/2013 16:00	864793.3	1172.643	10.388	-0.171		242	-0.172	98.278	
16/06/2013 17:00	868393.3	1172.808	10.388	-0.173		243	-0.17	98.28	
16/06/2013 18:00	871993.3	1173.029	10.388	-0.175		244	-0.168	98.282	
16/06/2013 19:00	875593.3	1173.084	10.388	-0.176		245	-0.167	98.283	
16/06/2013 20:00	879193.3	1173.714	10.44	-0.182		246	-0.161	98.289	
16/06/2013 21:00	882793.3	1174.185	10.388	-0.187		247	-0.156	98.294	
16/06/2013 22:00	886393.3	1174.295	10.388	-0.188		248	-0.155	98.295	
16/06/2013 23:00	889993.3	1175.035	10.44	-0.196		249	-0.147	98.303	
17/06/2013 00:00	893593.3	1175.53	10.44	-0.201		250	-0.142	98.308	
17/06/2013 01:00	897193.3	1175.806	10.44	-0.204		251	-0.139	98.311	
17/06/2013 02:00	900793.3	1175.971	10.44	-0.205		252	-0.138	98.312	
17/06/2013 03:00	904393.3	1176.135	10.44	-0.207		253	-0.136	98.314	
17/06/2013 04:00	907993.3	1175.695	10.44	-0.202		254	-0.141	98.309	
17/06/2013 05:00	911593.3	1176.246	10.44	-0.208		255	-0.135	98.315	
17/06/2013 06:00	915193.3	1176.301	10.44	-0.209		256	-0.134	98.316	
17/06/2013 07:00	918793.3	1176.631	10.44	-0.212		257	-0.131	98.319	
17/06/2013 08:00	922393.3	1177.402	10.44	-0.22		258	-0.123	98.327	
17/06/2013 09:00	925993.3	1177.897	10.44	-0.225		259	-0.118	98.332	
17/06/2013 10:00	929593.3	1177.897	10.44	-0.225		260	-0.118	98.332	
17/06/2013 11:00	933193.3	1178.283	10.44	-0.229		261	-0.114	98.336	
17/06/2013 12:00	936793.3	1177.897	10.44	-0.225		262	-0.118	98.332	
17/06/2013 13:00	940393.3	1178.118	10.44	-0.227		263	-0.116	98.334	
17/06/2013 14:00	943993.3	1178.307	10.492	-0.229		264	-0.114	98.336	
17/06/2013 15:00	947593.3	1178.503	10.44	-0.231		265	-0.112	98.338	
17/06/2013 16:00	951193.3	1178.858	10.492	-0.235		266	-0.108	98.342	
17/06/2013 17:00	954793.3	1178.968	10.492	-0.236		267	-0.107	98.343	
17/06/2013 18:00	958393.3	1178.363	10.492	-0.23		268	-0.113	98.337	
17/06/2013 19:00	961993.3	1178.363	10.492	-0.23		269	-0.113	98.337	
17/06/2013 20:00	965593.3	1178.583	10.492	-0.232		270	-0.111	98.339	
17/06/2013 21:00	969193.3	1178.748	10.492	-0.234		271	-0.109	98.341	
17/06/2013 22:00	972793.3	1179.133	10.492	-0.238		272	-0.105	98.345	
17/06/2013 23:00	976393.3	1179.519	10.492	-0.241		273	-0.102	98.348	
18/06/2013 00:00	979993.3	1178.913	10.492	-0.235		274	-0.108	98.342	
18/06/2013 01:00	983593.3	1178.748	10.492	-0.234		275	-0.109	98.341	
18/06/2013 02:00	987193.3	1178.748	10.492	-0.234		276	-0.109	98.341	
18/06/2013 03:00	990793.3	1178.528	10.492	-0.231		277	-0.112	98.338	
18/06/2013 04:00	994393.3	1178.087	10.492	-0.227		278	-0.116	98.334	
18/06/2013 05:00	997993.3	1177.867	10.492	-0.225		279	-0.118	98.332	
18/06/2013 06:00	1001593	1178.032	10.492	-0.226		280	-0.117	98.333	
18/06/2013 07:00	1005193	1177.592	10.492	-0.222		281	-0.121	98.329	
18/06/2013 08:00	1008793	1177.812	10.492	-0.224		282	-0.119	98.331	
18/06/2013 09:00	1012393	1178.112	10.543	-0.227		283	-0.116	98.334	
18/06/2013 10:00	1015993	1177.977	10.492	-0.226		284	-0.117	98.333	
18/06/2013 11:00	1019593	1177.947	10.543	-0.225		285	-0.118	98.332	
18/06/2013 12:00	1023193	1177.672	10.543	-0.223		286	-0.12	98.33	
18/06/2013 13:00	1026793	1177.616	10.543	-0.222		287	-0.121	98.329	
18/06/2013 14:00	1030393	1177.451	10.543	-0.22		288	-0.123	98.327	
18/06/2013 15:00	1033993	1177.097	10.492	-0.217		289	-0.126	98.324	
18/06/2013 16:00	1037593	1177.341	10.543	-0.219		290	-0.124	98.326	
18/06/2013 17:00	1041193	1177.176	10.543	-0.218		291	-0.125	98.325	
18/06/2013 18:00	1044793	1177.066	10.543	-0.216		292	-0.127	98.323	
18/06/2013 19:00	1048393	1177.286	10.543	-0.219		293	-0.124	98.326	
18/06/2013 20:00	1051993	1177.231	10.543	-0.218		294	-0.125	98.325	
18/06/2013 21:00	1055593	1177.837	10.543	-0.224		295	-0.119	98.331	
18/06/2013 22:00	1059193	1177.892	10.543	-0.225		296	-0.118	98.332	
18/06/2013 23:00	1062793	1178.443	10.543	-0.23		297	-0.113	98.337	
19/06/2013 00:00	1066393	1178.552	10.543	-0.232		298	-0.111	98.339	
19/06/2013 01:00	1069993	1179.048	10.543	-0.237		299	-0.106	98.344	
19/06/2013 02:00	1073593	1179.458	10.595	-0.241		300	-0.102	98.348	
19/06/2013 03:00	1077193	1179.433	10.543	-0.241		301	-0.102	98.348	
19/06/2013 04:00	1080793	1179.488	10.543	-0.241		302	-0.102	98.348	
19/06/2013 05:00	1084393	1179.488	10.543	-0.241		303	-0.102	98.348	
19/06/2013 06:00	1087993	1179.569	10.595	-0.242		304	-0.101	98.349	
19/06/2013 07:00	1091593	1179.458	10.595	-0.241		305	-0.102	98.348	
19/06/2013 08:00	1095193	1179.844	10.595	-0.245		306	-0.098	98.352	
19/06/2013 09:00	1098793	1180.204	10.543	-0.248		307	-0.095	98.355	
19/06/2013 10:00	1102393	1180.505	10.595	-0.252		308	-0.091	98.359	
19/06/2013 11:00	1105993	1184.865	10.958	-0.296					
20/06/2013 08:49	0	1000.694	24.006	1.559	-1.523	309			96.467
20/06/2013 09:49	3600	1108.748	11.629	0.456	-0.42	310		98.359	97.57
20/06/2013 10:49	7200	1135.086	11.526	0.187	-0.151	311		98.236	97.839
20/06/2013 11:49	10800	1133.318	11.268	0.205	-0.169	312		98.218	97.821
20/06/2013 12:49	14400	1133.348	11.216	0.205	-0.169	313		98.218	97.821
20/06/2013 13:49	18000	1132.72	11.164	0.211	-0.175	314		98.212	97.815

20/06/2013 14:49	21600	1132.141	11.216	0.217	-0.181	315	98.206	97.809
20/06/2013 15:49	25200	1131.976	11.216	0.219	-0.183	316	98.204	97.807
20/06/2013 16:49	28800	1131.458	11.164	0.224	-0.188	317	98.199	97.802
20/06/2013 17:49	32400	1131.262	11.216	0.226	-0.19	318	98.197	97.8
20/06/2013 18:49	36000	1131.348	11.164	0.225	-0.189	319	98.198	97.801
20/06/2013 19:49	39600	1131.098	11.216	0.228	-0.192	320	98.195	97.798
20/06/2013 20:49	43200	1131.372	11.216	0.225	-0.189	321	98.198	97.801
20/06/2013 21:49	46800	1131.622	11.164	0.222	-0.186	322	98.201	97.804
20/06/2013 22:49	50400	1131.873	11.113	0.22	-0.184	323	98.203	97.806
20/06/2013 23:49	54000	1131.921	11.216	0.219	-0.183	324	98.204	97.807
21/06/2013 00:49	57600	1132.305	11.216	0.215	-0.179	325	98.208	97.811
21/06/2013 01:49	61200	1132.031	11.216	0.218	-0.182	326	98.205	97.808
21/06/2013 02:49	64800	1132.196	11.216	0.216	-0.18	327	98.207	97.81
21/06/2013 03:49	68400	1132.36	11.216	0.215	-0.179	328	98.208	97.811
21/06/2013 04:49	72000	1132.525	11.216	0.213	-0.177	329	98.21	97.813
21/06/2013 05:49	75600	1132.58	11.216	0.213	-0.177	330	98.21	97.813
21/06/2013 06:49	79200	1132.854	11.216	0.21	-0.174	331	98.213	97.816
21/06/2013 07:49	82800	1133.019	11.216	0.208	-0.172	332	98.215	97.818
21/06/2013 08:49	86400	1133.294	11.216	0.205	-0.169	333	98.218	97.821
21/06/2013 09:49	90000	1133.348	11.216	0.205	-0.169	334	98.218	97.821
21/06/2013 10:49	93600	1132.964	11.216	0.209	-0.173	335	98.214	97.817
21/06/2013 11:49	97200	1132.909	11.216	0.209	-0.173	336	98.214	97.817
21/06/2013 12:49	100800	1132.745	11.216	0.211	-0.175	337	98.212	97.815
21/06/2013 13:49	104400	1132.305	11.216	0.215	-0.179	338	98.208	97.811
21/06/2013 14:49	108000	1131.482	11.216	0.224	-0.188	339	98.199	97.802
21/06/2013 15:49	111600	1130.628	11.268	0.232	-0.196	340	98.191	97.794
21/06/2013 16:49	115200	1129.781	11.216	0.241	-0.205	341	98.182	97.785
21/06/2013 17:49	118800	1128.982	11.268	0.249	-0.213	342	98.174	97.777
21/06/2013 18:49	122400	1128.299	11.216	0.256	-0.22	343	98.167	97.77
21/06/2013 19:49	126000	1126.982	11.216	0.27	-0.234	344	98.153	97.756
21/06/2013 20:49	129600	1126.159	11.216	0.278	-0.242	345	98.145	97.748
21/06/2013 21:49	133200	1125.72	11.216	0.283	-0.247	346	98.14	97.743
21/06/2013 22:49	136800	1124.756	11.268	0.292	-0.256	347	98.131	97.734
21/06/2013 23:49	140400	1123.69	11.216	0.303	-0.267	348	98.12	97.723
22/06/2013 00:49	144000	1122.727	11.268	0.313	-0.277	349	98.11	97.713
22/06/2013 01:49	147600	1121.794	11.268	0.323	-0.287	350	98.1	97.703
22/06/2013 02:49	151200	1120.862	11.268	0.332	-0.296	351	98.091	97.694
22/06/2013 03:49	154800	1120.752	11.268	0.333	-0.297	352	98.09	97.693
22/06/2013 04:49	158400	1119.984	11.268	0.341	-0.305	353	98.082	97.685
22/06/2013 05:49	162000	1119.71	11.268	0.344	-0.308	354	98.079	97.682
22/06/2013 06:49	165600	1119.436	11.268	0.347	-0.311	355	98.076	97.679
22/06/2013 07:49	169200	1119.491	11.268	0.346	-0.31	356	98.077	97.68
22/06/2013 08:49	172800	1119.82	11.268	0.343	-0.307	357	98.08	97.683
22/06/2013 09:49	176400	1119.436	11.268	0.347	-0.311	358	98.076	97.679
22/06/2013 10:49	180000	1119.381	11.268	0.347	-0.311	359	98.076	97.679
22/06/2013 11:49	183600	1119.381	11.268	0.347	-0.311	360	98.076	97.679
22/06/2013 12:49	187200	1119.765	11.268	0.343	-0.307	361	98.08	97.683
22/06/2013 13:49	190800	1119.57	11.319	0.345	-0.309	362	98.078	97.681
22/06/2013 14:49	194400	1119.655	11.268	0.344	-0.308	363	98.079	97.682
22/06/2013 15:49	198000	1120.149	11.268	0.339	-0.303	364	98.084	97.687
22/06/2013 16:49	201600	1120.063	11.319	0.34	-0.304	365	98.083	97.686
22/06/2013 17:49	205200	1120.423	11.268	0.337	-0.301	366	98.086	97.689
22/06/2013 18:49	208800	1120.971	11.268	0.331	-0.295	367	98.092	97.695
22/06/2013 19:49	212400	1121.3	11.268	0.328	-0.292	368	98.095	97.698
22/06/2013 20:49	216000	1122.147	11.319	0.319	-0.283	369	98.104	97.707
22/06/2013 21:49	219600	1123.221	11.268	0.308	-0.272	370	98.115	97.718
22/06/2013 22:49	223200	1124.451	11.319	0.295	-0.259	371	98.128	97.731
22/06/2013 23:49	226800	1125.604	11.319	0.284	-0.248	372	98.139	97.742
23/06/2013 00:49	230400	1126.042	11.319	0.279	-0.243	373	98.144	97.747
23/06/2013 01:49	234000	1127.085	11.319	0.269	-0.233	374	98.154	97.757
23/06/2013 02:49	237600	1127.963	11.319	0.26	-0.224	375	98.163	97.766
23/06/2013 03:49	241200	1128.707	11.268	0.252	-0.216	376	98.171	97.774
23/06/2013 04:49	244800	1129.61	11.319	0.243	-0.207	377	98.18	97.783
23/06/2013 05:49	248400	1130.268	11.319	0.236	-0.2	378	98.187	97.79
23/06/2013 06:49	252000	1130.982	11.319	0.229	-0.193	379	98.194	97.797
23/06/2013 07:49	255600	1132.134	11.319	0.217	-0.181	380	98.206	97.809
23/06/2013 08:49	259200	1132.793	11.319	0.21	-0.174	381	98.213	97.816
23/06/2013 09:49	262800	1133.561	11.319	0.202	-0.166	382	98.221	97.824
23/06/2013 10:49	266400	1134.001	11.319	0.198	-0.162	383	98.225	97.828
23/06/2013 11:49	270000	1135.208	11.319	0.186	-0.15	384	98.237	97.84
23/06/2013 12:49	273600	1135.758	11.319	0.18	-0.144	385	98.243	97.846
23/06/2013 13:49	277200	1136.801	11.319	0.169	-0.133	386	98.254	97.857
23/06/2013 14:49	280800	1137.734	11.319	0.16	-0.124	387	98.263	97.866
23/06/2013 15:49	284400	1138.613	11.319	0.151	-0.115	388	98.272	97.875
23/06/2013 16:49	288000	1139.241	11.371	0.145	-0.109	389	98.278	97.881
23/06/2013 17:49	291600	1139.571	11.371	0.141	-0.105	390	98.282	97.885
23/06/2013 18:49	295200	1140.041	11.319	0.136	-0.1	391	98.287	97.89
23/06/2013 19:49	298800	1140.865	11.319	0.128	-0.092	392	98.295	97.898
23/06/2013 20:49	302400	1141.634	11.319	0.12	-0.084	393	98.303	97.906
23/06/2013 21:49	306000	1142.427	11.371	0.112	-0.076	394	98.311	97.914
23/06/2013 22:49	309600	1142.537	11.371	0.111	-0.075	395	98.312	97.915
23/06/2013 23:49	313200	1143.471	11.371	0.101	-0.065	396	98.322	97.925
24/06/2013 00:49	316800	1143.361	11.371	0.102	-0.066	397	98.321	97.924
24/06/2013 01:49	320400	1143.91	11.371	0.097	-0.061	398	98.326	97.929
24/06/2013 02:49	324000	1143.801	11.371	0.098	-0.062	399	98.325	97.928
24/06/2013 03:49	327600	1144.13	11.371	0.095	-0.059	400	98.328	97.931
24/06/2013 04:49	331200	1144.35	11.371	0.092	-0.056	401	98.331	97.934
24/06/2013 05:49	334800	1144.57	11.371	0.09	-0.054	402	98.333	97.936
24/06/2013 06:49	338400	1144.13	11.371	0.095	-0.059	403	98.328	97.931
24/06/2013 07:49	342000	1144.735	11.371	0.088	-0.052	404	98.335	97.938
24/06/2013 08:49	345600	1144.899	11.371	0.087	-0.051	405	98.336	97.939
24/06/2013 09:49	349200	1144.954	11.371	0.086	-0.05	406	98.337	97.94
24/06/2013 10:49	352800	1144.655	11.319	0.089	-0.053	407	98.334	97.937
24/06/2013 11:49	356400	1145.089	11.422	0.085	-0.049	408	98.338	97.941
24/06/2013 12:49	360000	1144.954	11.371	0.086	-0.05	409	98.337	97.94
24/06/2013 13:49	363600	1144.869	11.422	0.087	-0.051	410	98.336	97.939
24/06/2013 14:49	367200	1145.064	11.371	0.085	-0.049	411	98.338	97.941
24/06/2013 15:49	370800	1144.924	11.422	0.086	-0.05	412	98.337	97.94
24/06/2013 16:49	374400	1144.954	11.371	0.086	-0.05	413	98.337	97.94

24/06/2013 17:49	378000	1144.735	11.371	0.088	-0.052	414	98.335	97.938
24/06/2013 18:49	381600	1144.649	11.422	0.089	-0.053	415	98.334	97.937
24/06/2013 19:49	385200	1144.759	11.422	0.088	-0.052	416	98.335	97.938
24/06/2013 20:49	388800	1144.979	11.422	0.086	-0.05	417	98.337	97.94
24/06/2013 21:49	392400	1145.394	11.371	0.082	-0.046	418	98.341	97.944
24/06/2013 22:49	396000	1145.308	11.422	0.083	-0.047	419	98.34	97.943
24/06/2013 23:49	399600	1145.693	11.422	0.079	-0.043	420	98.344	97.947
25/06/2013 00:49	403200	1145.943	11.371	0.076	-0.04	421	98.347	97.95
25/06/2013 01:49	406800	1145.937	11.474	0.076	-0.04	422	98.347	97.95
25/06/2013 02:49	410400	1146.212	11.474	0.073	-0.037	423	98.35	97.953
25/06/2013 03:49	414000	1146.432	11.474	0.071	-0.035	424	98.352	97.955
25/06/2013 04:49	417600	1146.353	11.422	0.072	-0.036	425	98.351	97.954
25/06/2013 05:49	421200	1146.761	11.474	0.068	-0.032	426	98.355	97.958
25/06/2013 06:49	424800	1147.097	11.371	0.064	-0.028	427	98.359	97.962
25/06/2013 07:49	428400	1147.146	11.474	0.064	-0.028	428	98.359	97.962
25/06/2013 08:49	432000	1147.616	11.422	0.059	-0.023	429	98.364	97.967
25/06/2013 09:49	435600	1147.531	11.474	0.06	-0.024	430	98.363	97.966
25/06/2013 10:49	439200	1147.922	11.371	0.056	-0.02	431	98.367	97.97
25/06/2013 11:49	442800	1147.86	11.474	0.057	-0.021	432	98.366	97.969
25/06/2013 12:49	446400	1148.056	11.422	0.055	-0.019	433	98.368	97.971
25/06/2013 13:49	450000	1148.355	11.474	0.051	-0.015	434	98.372	97.975
25/06/2013 14:49	453600	1148.355	11.474	0.051	-0.015	435	98.372	97.975
25/06/2013 15:49	457200	1148.685	11.474	0.048	-0.012	436	98.375	97.978
25/06/2013 16:49	460800	1148.355	11.474	0.051	-0.015	437	98.372	97.975
25/06/2013 17:49	464400	1148.795	11.474	0.047	-0.011	438	98.376	97.979
25/06/2013 18:49	468000	1148.795	11.474	0.047	-0.011	439	98.376	97.979
25/06/2013 19:49	471600	1149.015	11.474	0.045	-0.009	440	98.378	97.981
25/06/2013 20:49	475200	1149.21	11.422	0.043	-0.007	441	98.38	97.983
25/06/2013 21:49	478800	1149.619	11.474	0.039	-0.003	442	98.384	97.987
25/06/2013 22:49	482400	1150.303	11.526	0.032	0.004	443	98.391	97.994
25/06/2013 23:49	486000	1150.578	11.526	0.029	0.007	444	98.394	97.997
26/06/2013 00:49	489600	1150.963	11.526	0.025	0.011	445	98.398	98.001
26/06/2013 01:49	493200	1150.908	11.526	0.025	0.011	446	98.398	98.001
26/06/2013 02:49	496800	1150.938	11.474	0.025	0.011	447	98.398	98.001
26/06/2013 03:49	500400	1151.128	11.526	0.023	0.013	448	98.4	98.003
26/06/2013 04:49	504000	1151.262	11.577	0.022	0.014	449	98.401	98.004
26/06/2013 05:49	507600	1150.969	11.422	0.025	0.011	450	98.398	98.001
26/06/2013 06:49	511200	1151.537	11.577	0.019	0.017	451	98.404	98.007
26/06/2013 07:49	514800	1152.222	11.629	0.012	0.024	452	98.411	98.014
26/06/2013 08:49	518400	1152.222	11.629	0.012	0.024	453	98.411	98.014
26/06/2013 09:49	522000	1152.496	11.629	0.009	0.027	454	98.414	98.017
26/06/2013 10:49	525600	1152.203	11.474	0.012	0.024	455	98.411	98.014
26/06/2013 11:49	529200	1152.203	11.474	0.012	0.024	456	98.411	98.014
26/06/2013 12:49	532800	1152.178	11.422	0.012	0.024	457	98.411	98.014
26/06/2013 13:49	536400	1152.057	11.629	0.014	0.022	458	98.409	98.012
26/06/2013 14:49	540000	1152.068	11.422	0.014	0.022	459	98.409	98.012
26/06/2013 15:49	543600	1152.013	11.422	0.014	0.022	460	98.409	98.012
26/06/2013 16:49	547200	1151.659	11.371	0.018	0.018	461	98.405	98.008
26/06/2013 17:49	550800	1151.733	11.526	0.017	0.019	462	98.406	98.009
26/06/2013 18:49	554400	1151.574	11.422	0.019	0.017	463	98.404	98.007
26/06/2013 19:49	558000	1151.073	11.526	0.024	0.012	464	98.399	98.002
26/06/2013 20:49	561600	1151.122	11.629	0.023	0.013	465	98.4	98.003
26/06/2013 21:49	565200	1151.617	11.629	0.018	0.018	466	98.405	98.008
26/06/2013 22:49	568800	1151.812	11.577	0.016	0.02	467	98.407	98.01
26/06/2013 23:49	572400	1151.812	11.577	0.016	0.02	468	98.407	98.01
27/06/2013 00:49	576000	1151.488	11.474	0.019	0.017	469	98.404	98.007
27/06/2013 01:49	579600	1151.598	11.474	0.018	0.018	470	98.405	98.008
27/06/2013 02:49	583200	1151.262	11.577	0.022	0.014	471	98.401	98.004
27/06/2013 03:49	586800	1150.774	11.474	0.027	0.009	472	98.396	97.999
27/06/2013 04:49	590400	1150.462	11.629	0.03	0.006	473	98.393	97.996
27/06/2013 05:49	594000	1150.102	11.68	0.034	0.002	474	98.389	97.992
27/06/2013 06:49	597600	1149.748	11.629	0.037	-0.001	475	98.386	97.989
27/06/2013 07:49	601200	1149.882	11.68	0.036	0	476	98.387	97.99
27/06/2013 08:49	604800	1149.858	11.629	0.036	0	477	98.387	97.99
27/06/2013 09:49	608400	1148.819	11.526	0.047	-0.011	478	98.376	97.979
27/06/2013 10:49	612000	1148.385	11.422	0.051	-0.015	479	98.372	97.975
27/06/2013 11:49	615600	1148.014	11.68	0.055	-0.019	480	98.368	97.971
27/06/2013 12:49	619200	1147.385	11.629	0.061	-0.025	481	98.362	97.965
27/06/2013 13:49	622800	1146.701	11.577	0.068	-0.032	482	98.355	97.958
27/06/2013 14:49	626400	1146.395	11.629	0.071	-0.035	483	98.352	97.955
27/06/2013 15:49	630000	1145.339	11.371	0.082	-0.046	484	98.341	97.944
27/06/2013 16:49	633600	1145.046	11.68	0.085	-0.049	485	98.338	97.941
27/06/2013 17:49	637200	1144.472	11.629	0.091	-0.055	486	98.332	97.935
27/06/2013 18:49	640800	1144.008	11.577	0.096	-0.06	487	98.327	97.93
27/06/2013 19:49	644400	1143.978	11.629	0.096	-0.06	488	98.327	97.93
27/06/2013 20:49	648000	1144.008	11.577	0.096	-0.06	489	98.327	97.93
27/06/2013 21:49	651600	1144.332	11.68	0.093	-0.057	490	98.33	97.933
27/06/2013 22:49	655200	1144.234	11.474	0.094	-0.058	491	98.329	97.932
27/06/2013 23:49	658800	1144.417	11.629	0.092	-0.056	492	98.331	97.934
28/06/2013 00:49	662400	1144.014	11.474	0.096	-0.06	493	98.327	97.93
28/06/2013 01:49	666000	1143.19	11.474	0.104	-0.068	494	98.319	97.922
28/06/2013 02:49	669600	1143.129	11.577	0.105	-0.069	495	98.318	97.921
28/06/2013 03:49	673200	1142.775	11.526	0.108	-0.072	496	98.315	97.918
28/06/2013 04:49	676800	1142.116	11.526	0.115	-0.079	497	98.308	97.911
28/06/2013 05:49	680400	1142.085	11.577	0.115	-0.079	498	98.308	97.911
28/06/2013 06:49	684000	1142.22	11.629	0.114	-0.078	499	98.309	97.912
28/06/2013 07:49	687600	1141.945	11.629	0.117	-0.081	500	98.306	97.909
28/06/2013 08:49	691200	1141.231	11.629	0.124	-0.088	501	98.299	97.902
28/06/2013 09:49	694800	1140.761	11.68	0.129	-0.093	502	98.294	97.897
28/06/2013 10:49	698400	1140.602	11.577	0.131	-0.095	503	98.292	97.895
28/06/2013 11:49	702000	1140.248	11.526	0.134	-0.098	504	98.289	97.892
28/06/2013 12:49	705600	1139.967	11.629	0.137	-0.101	505	98.286	97.889
28/06/2013 13:49	709200	1139.442	11.68	0.142	-0.106	506	98.281	97.884
28/06/2013 14:49	712800	1138.954	11.577	0.147	-0.111	507	98.276	97.879
28/06/2013 15:49	716400	1138.979	11.629	0.147	-0.111	508	98.276	97.879
28/06/2013 16:49	720000	1139.229	11.577	0.145	-0.109	509	98.278	97.881
28/06/2013 17:49	723600	1139.247	11.732	0.144	-0.108	510	98.279	97.882
28/06/2013 18:49	727200	1139.723	11.577	0.14	-0.104	511	98.283	97.886
28/06/2013 19:49	730800	1139.699	11.526	0.14	-0.104	512	98.283	97.886

28/06/2013 20:49	734400	1139.863	11.526	0.138	-0.102	513	98.285	97.888
28/06/2013 21:49	738000	1140.737	11.629	0.129	-0.093	514	98.294	97.897
28/06/2013 22:49	741600	1141.017	11.526	0.126	-0.09	515	98.297	97.9
28/06/2013 23:49	745200	1141.451	11.629	0.122	-0.086	516	98.301	97.904
29/06/2013 00:49	748800	1141.53	11.68	0.121	-0.085	517	98.302	97.905
29/06/2013 01:49	752400	1141.536	11.577	0.121	-0.085	518	98.302	97.905
29/06/2013 02:49	756000	1141.261	11.577	0.124	-0.088	519	98.299	97.902
29/06/2013 03:49	759600	1141.286	11.629	0.124	-0.088	520	98.299	97.902
29/06/2013 04:49	763200	1141.2	11.68	0.125	-0.089	521	98.298	97.901
29/06/2013 05:49	766800	1141.475	11.68	0.122	-0.086	522	98.301	97.904
29/06/2013 06:49	770400	1141.396	11.629	0.123	-0.087	523	98.3	97.903
29/06/2013 07:49	774000	1141.64	11.68	0.12	-0.084	524	98.303	97.906
29/06/2013 08:49	777600	1141.615	11.629	0.12	-0.084	525	98.303	97.906
29/06/2013 09:49	781200	1141.701	11.577	0.119	-0.083	526	98.304	97.907
29/06/2013 10:49	784800	1141.725	11.629	0.119	-0.083	527	98.304	97.907
29/06/2013 11:49	788400	1141.536	11.577	0.121	-0.085	528	98.302	97.905
29/06/2013 12:49	792000	1141.67	11.629	0.12	-0.084	529	98.303	97.906
29/06/2013 13:49	795600	1141.725	11.629	0.119	-0.083	530	98.304	97.907
29/06/2013 14:49	799200	1141.75	11.68	0.119	-0.083	531	98.304	97.907
29/06/2013 15:49	802800	1141.64	11.68	0.12	-0.084	532	98.303	97.906
29/06/2013 16:49	806400	1141.53	11.68	0.121	-0.085	533	98.302	97.905
29/06/2013 17:49	810000	1141.859	11.68	0.118	-0.082	534	98.305	97.908
29/06/2013 18:49	813600	1142	11.629	0.116	-0.08	535	98.307	97.91
29/06/2013 19:49	817200	1142.085	11.577	0.115	-0.079	536	98.308	97.911
29/06/2013 20:49	820800	1142.33	11.629	0.113	-0.077	537	98.31	97.913
29/06/2013 21:49	824400	1142.543	11.732	0.111	-0.075	538	98.312	97.915
29/06/2013 22:49	828000	1142.714	11.629	0.109	-0.073	539	98.314	97.917
29/06/2013 23:49	831600	1142.055	11.629	0.116	-0.08	540	98.307	97.91
30/06/2013 00:49	835200	1141.505	11.629	0.121	-0.085	541	98.302	97.905
30/06/2013 01:49	838800	1141.145	11.68	0.125	-0.089	542	98.298	97.901
30/06/2013 02:49	842400	1140.572	11.629	0.131	-0.095	543	98.292	97.895
30/06/2013 03:49	846000	1139.607	11.68	0.141	-0.105	544	98.282	97.885
30/06/2013 04:49	849600	1138.924	11.629	0.148	-0.112	545	98.275	97.878
30/06/2013 05:49	853200	1138.454	11.68	0.153	-0.117	546	98.27	97.873
30/06/2013 06:49	856800	1137.935	11.629	0.158	-0.122	547	98.265	97.868
30/06/2013 07:49	860400	1137.52	11.68	0.162	-0.126	548	98.261	97.864
30/06/2013 08:49	864000	1137.356	11.68	0.164	-0.128	549	98.259	97.862
30/06/2013 09:49	867600	1137.057	11.629	0.167	-0.131	550	98.256	97.859
30/06/2013 10:49	871200	1136.257	11.68	0.175	-0.139	551	98.248	97.851
30/06/2013 11:49	874800	1135.653	11.68	0.181	-0.145	552	98.242	97.845
30/06/2013 12:49	878400	1135.238	11.732	0.185	-0.149	553	98.238	97.841
30/06/2013 13:49	882000	1174.184	11.422	-0.212	0.248	554	98.238	
30/06/2013 14:49	885600	1173.399	11.164	-0.204	0.24	555	98.23	
30/06/2013 15:49	889200	1173.699	11.216	-0.207	0.243	556	98.233	
30/06/2013 16:49	892800	1173.73	11.164	-0.208	0.244	557	98.234	
30/06/2013 17:49	896400	1173.644	11.216	-0.207	0.243	558	98.233	
30/06/2013 18:49	900000	1173.674	11.164	-0.207	0.243	559	98.233	
30/06/2013 19:49	903600	1173.95	11.164	-0.21	0.246	560	98.236	
30/06/2013 20:49	907200	1173.62	11.164	-0.206	0.242	561	98.232	
30/06/2013 21:49	910800	1173.839	11.164	-0.209	0.245	562	98.235	
30/06/2013 22:49	914400	1173.95	11.164	-0.21	0.246	563	98.236	
30/06/2013 23:49	918000	1173.95	11.164	-0.21	0.246	564	98.236	
01/07/2013 00:49	921600	1173.974	11.216	-0.21	0.246	565	98.236	
01/07/2013 01:49	925200	1173.454	11.164	-0.205	0.241	566	98.231	
01/07/2013 02:49	928800	1173.069	11.164	-0.201	0.237	567	98.227	
01/07/2013 03:49	932400	1172.464	11.164	-0.195	0.231	568	98.221	
01/07/2013 04:49	936000	1172.353	11.164	-0.193	0.229	569	98.219	
01/07/2013 05:49	939600	1172.518	11.164	-0.195	0.231	570	98.221	
01/07/2013 06:49	943200	1172.653	11.216	-0.197	0.233	571	98.223	
01/07/2013 07:49	946800	1172.739	11.164	-0.197	0.233	572	98.223	
01/07/2013 08:49	950400	1172.873	11.216	-0.199	0.235	573	98.225	
01/07/2013 09:49	954000	1172.763	11.216	-0.198	0.234	574	98.224	
01/07/2013 10:49	957600	1172.628	11.164	-0.196	0.232	575	98.222	
01/07/2013 11:49	961200	1172.708	11.216	-0.197	0.233	576	98.223	
01/07/2013 12:49	964800	1172.628	11.164	-0.196	0.232	577	98.222	
01/07/2013 13:49	968400	1172.323	11.216	-0.193	0.229	578	98.219	
01/07/2013 14:49	972000	1172.133	11.164	-0.191	0.227	579	98.217	
01/07/2013 15:49	975600	1171.693	11.164	-0.187	0.223	580	98.213	
01/07/2013 16:49	979200	1171.332	11.216	-0.183	0.219	581	98.209	
01/07/2013 17:49	982800	1170.947	11.216	-0.179	0.215	582	98.205	
01/07/2013 18:49	986400	1170.702	11.164	-0.177	0.213	583	98.203	
01/07/2013 19:49	990000	1170.562	11.216	-0.175	0.211	584	98.201	
01/07/2013 20:49	993600	1170.341	11.216	-0.173	0.209	585	98.199	
01/07/2013 21:49	997200	1170.286	11.216	-0.172	0.208	586	98.198	
01/07/2013 22:49	1000800	1170.121	11.216	-0.171	0.207	587	98.197	
01/07/2013 23:49	1004400	1169.406	11.216	-0.163	0.199	588	98.189	
02/07/2013 00:49	1008000	1168.415	11.216	-0.153	0.189	589	98.179	
02/07/2013 01:49	1011600	1167.204	11.216	-0.141	0.177	590	98.167	
02/07/2013 02:49	1015200	1165.333	11.216	-0.122	0.158	591	98.148	
02/07/2013 03:49	1018800	1165.333	11.216	-0.122	0.158	592	98.148	
02/07/2013 04:49	1022400	1164.343	11.216	-0.112	0.148	593	98.138	
02/07/2013 05:49	1026000	1163.243	11.216	-0.1	0.136	594	98.126	
02/07/2013 06:49	1029600	1162.473	11.216	-0.093	0.129	595	98.119	
02/07/2013 07:49	1033200	1161.373	11.216	-0.081	0.117	596	98.107	
02/07/2013 08:49	1036800	1160.878	11.216	-0.076	0.112	597	98.102	
02/07/2013 09:49	1040400	1159.943	11.216	-0.067	0.103	598	98.093	
02/07/2013 10:49	1044000	1158.788	11.216	-0.055	0.091	599	98.081	
02/07/2013 11:49	1047600	1158.128	11.216	-0.048	0.084	600	98.074	
02/07/2013 12:49	1051200	1157.633	11.216	-0.043	0.079	601	98.069	
02/07/2013 13:49	1054800	1156.808	11.216	-0.035	0.071	602	98.061	
02/07/2013 14:49	1058400	1156.228	11.268	-0.029	0.065	603	98.055	
02/07/2013 15:49	1062000	1155.898	11.268	-0.026	0.062	604	98.052	
02/07/2013 16:49	1065600	1155.433	11.216	-0.021	0.057	605	98.047	
02/07/2013 17:49	1069200	1154.828	11.216	-0.015	0.051	606	98.041	
02/07/2013 18:49	1072800	1154.853	11.268	-0.015	0.051	607	98.041	
02/07/2013 19:49	1076400	1154.633	11.268	-0.013	0.049	608	98.039	
02/07/2013 20:49	1080000	1154.774	11.216	-0.014	0.05	609	98.04	
02/07/2013 21:49	1083600	1155.458	11.268	-0.021	0.057	610	98.047	

02/07/2013 22:49	1087200	1156.338	11.268	-0.03	0.066	611	98.056
02/07/2013 23:49	1090800	1157.163	11.268	-0.038	0.074	612	98.064
03/07/2013 00:49	1094400	1157.218	11.268	-0.039	0.075	613	98.065
03/07/2013 01:49	1098000	1158.042	11.268	-0.047	0.083	614	98.073
03/07/2013 02:49	1101600	1158.207	11.268	-0.049	0.085	615	98.075
03/07/2013 03:49	1105200	1158.868	11.268	-0.056	0.092	616	98.082
03/07/2013 04:49	1108800	1159.527	11.268	-0.063	0.099	617	98.089
03/07/2013 05:49	1112400	1160.517	11.268	-0.073	0.109	618	98.099
03/07/2013 06:49	1116000	1161.507	11.268	-0.083	0.119	619	98.109
03/07/2013 07:49	1119600	1162.608	11.268	-0.094	0.13	620	98.12
03/07/2013 08:49	1123200	1163.378	11.268	-0.102	0.138	621	98.128
03/07/2013 09:49	1126800	1164.203	11.268	-0.11	0.146	622	98.136
03/07/2013 10:49	1130400	1164.808	11.268	-0.116	0.152	623	98.142
03/07/2013 11:49	1134000	1165.138	11.268	-0.12	0.156	624	98.146
03/07/2013 12:49	1137600	1165.358	11.268	-0.122	0.158	625	98.148
03/07/2013 13:49	1141200	1165.633	11.268	-0.125	0.161	626	98.151
03/07/2013 14:49	1144800	1166.019	11.268	-0.129	0.165	627	98.155
03/07/2013 15:49	1148400	1165.688	11.268	-0.125	0.161	628	98.151
03/07/2013 16:49	1152000	1166.293	11.268	-0.132	0.168	629	98.158
03/07/2013 17:49	1155600	1166.513	11.268	-0.134	0.17	630	98.16
03/07/2013 18:49	1159200	1166.074	11.268	-0.129	0.165	631	98.155
03/07/2013 19:49	1162800	1165.878	11.319	-0.127	0.163	632	98.153
03/07/2013 20:49	1166400	1165.964	11.268	-0.128	0.164	633	98.154
03/07/2013 21:49	1170000	1165.823	11.319	-0.127	0.163	634	98.153
03/07/2013 22:49	1173600	1165.964	11.268	-0.128	0.164	635	98.154
03/07/2013 23:49	1177200	1166.569	11.268	-0.134	0.17	636	98.16
04/07/2013 00:49	1180800	1166.239	11.268	-0.131	0.167	637	98.157
04/07/2013 01:49	1184400	1165.988	11.319	-0.129	0.165	638	98.155
04/07/2013 02:49	1188000	1165.658	11.319	-0.125	0.161	639	98.151
04/07/2013 03:49	1191600	1165.328	11.319	-0.122	0.158	640	98.148
04/07/2013 04:49	1195200	1164.833	11.319	-0.117	0.153	641	98.143
04/07/2013 05:49	1198800	1165.108	11.319	-0.12	0.156	642	98.146
04/07/2013 06:49	1202400	1165.933	11.319	-0.128	0.164	643	98.154
04/07/2013 07:49	1206000	1167.199	11.319	-0.141	0.177	644	98.167
04/07/2013 08:49	1209600	1168.52	11.319	-0.154	0.19	645	98.18
04/07/2013 09:49	1213200	1168.905	11.319	-0.158	0.194	646	98.184
04/07/2013 10:49	1216800	1170.281	11.319	-0.172	0.208	647	98.198
04/07/2013 11:49	1220400	1171.217	11.319	-0.182	0.218	648	98.208
04/07/2013 12:49	1224000	1172.152	11.319	-0.191	0.227	649	98.217
04/07/2013 13:49	1227600	1173.253	11.319	-0.203	0.239	650	98.229
04/07/2013 14:49	1231200	1173.969	11.319	-0.21	0.246	651	98.236
04/07/2013 15:49	1234800	1174.685	11.319	-0.217	0.253	652	98.243
04/07/2013 16:49	1238400	1175.401	11.319	-0.225	0.261	653	98.251
04/07/2013 17:49	1242000	1175.591	11.371	-0.227	0.263	654	98.253
04/07/2013 18:49	1245600	1176.557	11.319	-0.236	0.272	655	98.262
04/07/2013 19:49	1249200	1177.163	11.319	-0.243	0.279	656	98.269
04/07/2013 20:49	1252800	1177.383	11.319	-0.245	0.281	657	98.271
04/07/2013 21:49	1256400	1177.879	11.319	-0.25	0.286	658	98.276
04/07/2013 22:49	1260000	1178.98	11.319	-0.261	0.297	659	98.287
04/07/2013 23:49	1263600	1179.225	11.371	-0.264	0.3	660	98.29
05/07/2013 00:49	1267200	1179.806	11.319	-0.27	0.306	661	98.296
05/07/2013 01:49	1270800	1180.161	11.371	-0.273	0.309	662	98.299
05/07/2013 02:49	1274400	1180.382	11.371	-0.275	0.311	663	98.301
05/07/2013 03:49	1278000	1180.302	11.319	-0.275	0.311	664	98.301
05/07/2013 04:49	1281600	1180.878	11.371	-0.28	0.316	665	98.306
05/07/2013 05:49	1285200	1181.294	11.319	-0.285	0.321	666	98.311
05/07/2013 06:49	1288800	1181.514	11.319	-0.287	0.323	667	98.313
05/07/2013 07:49	1292400	1182.09	11.371	-0.293	0.329	668	98.319
05/07/2013 08:49	1296000	1182.34	11.319	-0.295	0.331	669	98.321
05/07/2013 09:49	1299600	1182.861	11.371	-0.301	0.337	670	98.327
05/07/2013 10:49	1303200	1182.696	11.371	-0.299	0.335	671	98.325
05/07/2013 11:49	1306800	1182.641	11.371	-0.298	0.334	672	98.324
05/07/2013 12:49	1310400	1182.42	11.371	-0.296	0.332	673	98.322
05/07/2013 13:49	1314000	1182.145	11.371	-0.293	0.329	674	98.319
05/07/2013 14:49	1317600	1181.484	11.371	-0.287	0.323	675	98.313
05/07/2013 15:49	1321200	1180.988	11.371	-0.282	0.318	676	98.308
05/07/2013 16:49	1324800	1181.043	11.371	-0.282	0.318	677	98.308
05/07/2013 17:49	1328400	1181.098	11.371	-0.283	0.319	678	98.309
05/07/2013 18:49	1332000	1180.878	11.371	-0.28	0.316	679	98.306
05/07/2013 19:49	1335600	1180.878	11.371	-0.28	0.316	680	98.306
05/07/2013 20:49	1339200	1180.878	11.371	-0.28	0.316	681	98.306
05/07/2013 21:49	1342800	1180.988	11.371	-0.282	0.318	682	98.308
05/07/2013 22:49	1346400	1181.153	11.371	-0.283	0.319	683	98.309
05/07/2013 23:49	1350000	1181.484	11.371	-0.287	0.323	684	98.313
06/07/2013 00:49	1353600	1181.594	11.371	-0.288	0.324	685	98.314
06/07/2013 01:49	1357200	1181.649	11.371	-0.288	0.324	686	98.314
06/07/2013 02:49	1360800	1181.098	11.371	-0.283	0.319	687	98.309
06/07/2013 03:49	1364400	1180.878	11.371	-0.28	0.316	688	98.306
06/07/2013 04:49	1368000	1181.263	11.371	-0.284	0.32	689	98.31
06/07/2013 05:49	1371600	1181.374	11.371	-0.286	0.322	690	98.312
06/07/2013 06:49	1375200	1181.594	11.371	-0.288	0.324	691	98.314
06/07/2013 07:49	1378800	1181.674	11.422	-0.289	0.325	692	98.315
06/07/2013 08:49	1382400	1182.17	11.422	-0.294	0.33	693	98.32
06/07/2013 09:49	1386000	1181.98	11.371	-0.292	0.328	694	98.318
06/07/2013 10:49	1389600	1182.17	11.422	-0.294	0.33	695	98.32
06/07/2013 11:49	1393200	1181.869	11.371	-0.291	0.327	696	98.317
06/07/2013 12:49	1396800	1182.17	11.422	-0.294	0.33	697	98.32
06/07/2013 13:49	1400400	1181.925	11.371	-0.291	0.327	698	98.317
06/07/2013 14:49	1404000	1181.649	11.371	-0.288	0.324	699	98.314
06/07/2013 15:49	1407600	1181.399	11.422	-0.286	0.322	700	98.312
06/07/2013 16:49	1411200	1181.784	11.422	-0.29	0.326	701	98.316
06/07/2013 17:49	1414800	1181.95	11.422	-0.291	0.327	702	98.317
06/07/2013 18:49	1418400	1181.839	11.422	-0.29	0.326	703	98.316
06/07/2013 19:49	1422000	1182.39	11.422	-0.296	0.332	704	98.322
06/07/2013 20:49	1425600	1182.721	11.422	-0.299	0.335	705	98.325
06/07/2013 21:49	1429200	1183.327	11.422	-0.305	0.341	706	98.331
06/07/2013 22:49	1432800	1184.043	11.422	-0.313	0.349	707	98.339
06/07/2013 23:49	1436400	1184.484	11.422	-0.317	0.353	708	98.343
07/07/2013 00:49	1440000	1184.759	11.422	-0.32	0.356	709	98.346

07/07/2013 01:49	1443600	1184.649	11.422	-0.319	0.355	710	98.345
07/07/2013 02:49	1447200	1185.09	11.422	-0.323	0.359	711	98.349
07/07/2013 03:49	1450800	1184.87	11.422	-0.321	0.357	712	98.347
07/07/2013 04:49	1454400	1185.035	11.422	-0.323	0.359	713	98.349
07/07/2013 05:49	1458000	1185.31	11.422	-0.326	0.362	714	98.352
07/07/2013 06:49	1461600	1185.696	11.422	-0.33	0.366	715	98.356
07/07/2013 07:49	1465200	1186.192	11.422	-0.335	0.371	716	98.361
07/07/2013 08:49	1468800	1186.633	11.422	-0.339	0.375	717	98.365
07/07/2013 09:49	1472400	1187.184	11.422	-0.345	0.381	718	98.371
07/07/2013 10:49	1476000	1187.35	11.422	-0.347	0.383	719	98.373
07/07/2013 11:49	1479600	1187.35	11.422	-0.347	0.383	720	98.373
07/07/2013 12:49	1483200	1187.46	11.422	-0.348	0.384	721	98.374
07/07/2013 13:49	1486800	1187.129	11.422	-0.344	0.38	722	98.37
07/07/2013 14:49	1490400	1187.239	11.422	-0.345	0.381	723	98.371
07/07/2013 15:49	1494000	1186.633	11.422	-0.339	0.375	724	98.365
07/07/2013 16:49	1497600	1186.768	11.474	-0.341	0.377	725	98.367
07/07/2013 17:49	1501200	1186.082	11.422	-0.334	0.37	726	98.36
07/07/2013 18:49	1504800	1186.603	11.474	-0.339	0.375	727	98.365
07/07/2013 19:49	1508400	1186.934	11.474	-0.342	0.378	728	98.368
07/07/2013 20:49	1512000	1186.713	11.474	-0.34	0.376	729	98.366
07/07/2013 21:49	1515600	1186.768	11.474	-0.341	0.377	730	98.367
07/07/2013 22:49	1519200	1187.32	11.474	-0.346	0.382	731	98.372
07/07/2013 23:49	1522800	1187.404	11.422	-0.347	0.383	732	98.373
08/07/2013 00:49	1526400	1187.209	11.474	-0.345	0.381	733	98.371
08/07/2013 01:49	1530000	1187.485	11.474	-0.348	0.384	734	98.374
08/07/2013 02:49	1533600	1186.713	11.474	-0.34	0.376	735	98.366
08/07/2013 03:49	1537200	1186.493	11.474	-0.338	0.374	736	98.364
08/07/2013 04:49	1540800	1186.658	11.474	-0.339	0.375	737	98.365
08/07/2013 05:49	1544400	1186.328	11.474	-0.336	0.372	738	98.362
08/07/2013 06:49	1548000	1186.879	11.474	-0.342	0.378	739	98.368
08/07/2013 07:49	1551600	1187.154	11.474	-0.345	0.381	740	98.371
08/07/2013 08:49	1555200	1187.044	11.474	-0.343	0.379	741	98.369
08/07/2013 09:49	1558800	1187.099	11.474	-0.344	0.38	742	98.37
08/07/2013 10:49	1562400	1186.548	11.474	-0.338	0.374	743	98.364
08/07/2013 11:49	1566000	1186.383	11.474	-0.337	0.373	744	98.363
08/07/2013 12:49	1569600	1186.217	11.474	-0.335	0.371	745	98.361
08/07/2013 13:49	1573200	1185.721	11.474	-0.33	0.366	746	98.356
08/07/2013 14:49	1576800	1185.446	11.474	-0.327	0.363	747	98.353
08/07/2013 15:49	1580400	1185.115	11.474	-0.324	0.36	748	98.35
08/07/2013 16:49	1584000	1184.674	11.474	-0.319	0.355	749	98.345
08/07/2013 17:49	1587600	1184.233	11.474	-0.315	0.351	750	98.341
08/07/2013 18:49	1591200	1183.683	11.474	-0.309	0.345	751	98.335
08/07/2013 19:49	1594800	1183.818	11.526	-0.311	0.347	752	98.337
08/07/2013 20:49	1598400	1183.903	11.474	-0.311	0.347	753	98.337
08/07/2013 21:49	1602000	1183.903	11.474	-0.311	0.347	754	98.337
08/07/2013 22:49	1605600	1183.627	11.474	-0.309	0.345	755	98.335
08/07/2013 23:49	1609200	1183.542	11.526	-0.308	0.344	756	98.334
09/07/2013 00:49	1612800	1183.572	11.474	-0.308	0.344	757	98.334
09/07/2013 01:49	1616400	1183.021	11.474	-0.302	0.338	758	98.328
09/07/2013 02:49	1620000	1182.716	11.526	-0.299	0.335	759	98.325
09/07/2013 03:49	1623600	1182.581	11.474	-0.298	0.334	760	98.324
09/07/2013 04:49	1627200	1182.746	11.474	-0.3	0.336	761	98.326
09/07/2013 05:49	1630800	1182.606	11.526	-0.298	0.334	762	98.324
09/07/2013 06:49	1634400	1182.495	11.526	-0.297	0.333	763	98.323
09/07/2013 07:49	1638000	1182.33	11.526	-0.295	0.331	764	98.321
09/07/2013 08:49	1641600	1182.11	11.526	-0.293	0.329	765	98.319
09/07/2013 09:49	1645200	1182	11.526	-0.292	0.328	766	98.318
09/07/2013 10:49	1648800	1181.669	11.526	-0.289	0.325	767	98.315
09/07/2013 11:49	1652400	1181.504	11.526	-0.287	0.323	768	98.313
09/07/2013 12:49	1656000	1181.008	11.526	-0.282	0.318	769	98.308
09/07/2013 13:49	1659600	1180.733	11.526	-0.279	0.315	770	98.305
09/07/2013 14:49	1663200	1180.623	11.526	-0.278	0.314	771	98.304
09/07/2013 15:49	1666800	1180.017	11.526	-0.272	0.308	772	98.298
09/07/2013 16:49	1670400	1179.3	11.526	-0.264	0.3	773	98.29
09/07/2013 17:49	1674000	1179.025	11.526	-0.262	0.298	774	98.288
09/07/2013 18:49	1677600	1178.75	11.526	-0.259	0.295	775	98.285
09/07/2013 19:49	1681200	1178.695	11.526	-0.258	0.294	776	98.284
09/07/2013 20:49	1684800	1178.474	11.526	-0.256	0.292	777	98.282
09/07/2013 21:49	1688400	1178.419	11.526	-0.255	0.291	778	98.281
09/07/2013 22:49	1692000	1178.72	11.577	-0.258	0.294	779	98.284
09/07/2013 23:49	1695600	1178.75	11.526	-0.259	0.295	780	98.285
10/07/2013 00:49	1699200	1179.025	11.526	-0.262	0.298	781	98.288
10/07/2013 01:49	1702800	1179.025	11.526	-0.262	0.298	782	98.288
10/07/2013 02:49	1706400	1178.639	11.526	-0.258	0.294	783	98.284
10/07/2013 03:49	1710000	1178.639	11.526	-0.258	0.294	784	98.284
10/07/2013 04:49	1713600	1178.664	11.577	-0.258	0.294	785	98.284
10/07/2013 05:49	1717200	1178.389	11.577	-0.255	0.291	786	98.281
10/07/2013 06:49	1720800	1178.199	11.526	-0.253	0.289	787	98.279
10/07/2013 07:49	1724400	1178.254	11.526	-0.254	0.29	788	98.28
10/07/2013 08:49	1728000	1178.279	11.577	-0.254	0.29	789	98.28
10/07/2013 09:49	1731600	1177.868	11.526	-0.25	0.286	790	98.276
10/07/2013 10:49	1735200	1177.618	11.577	-0.247	0.283	791	98.273
10/07/2013 11:49	1738800	1177.428	11.526	-0.245	0.281	792	98.271
10/07/2013 12:49	1742400	1177.233	11.577	-0.243	0.279	793	98.269
10/07/2013 13:49	1746000	1177.122	11.577	-0.242	0.278	794	98.268
10/07/2013 14:49	1749600	1176.847	11.577	-0.239	0.275	795	98.265
10/07/2013 15:49	1753200	1176.627	11.577	-0.237	0.273	796	98.263
10/07/2013 16:49	1756800	1176.216	11.526	-0.233	0.269	797	98.259
10/07/2013 17:49	1760400	1175.911	11.577	-0.23	0.266	798	98.256
10/07/2013 18:49	1764000	1175.801	11.577	-0.229	0.265	799	98.255
10/07/2013 19:49	1767600	1175.856	11.577	-0.229	0.265	800	98.255
10/07/2013 20:49	1771200	1176.021	11.577	-0.231	0.267	801	98.257
10/07/2013 21:49	1774800	1176.076	11.577	-0.231	0.267	802	98.257
10/07/2013 22:49	1778400	1176.407	11.577	-0.235	0.271	803	98.261
10/07/2013 23:49	1782000	1176.296	11.577	-0.234	0.27	804	98.26
11/07/2013 00:49	1785600	1176.241	11.577	-0.233	0.269	805	98.259
11/07/2013 01:49	1789200	1176.517	11.577	-0.236	0.272	806	98.262
11/07/2013 02:49	1792800	1176.461	11.577	-0.235	0.271	807	98.261
11/07/2013 03:49	1796400	1176.572	11.577	-0.237	0.273	808	98.263

11/07/2013 04:49	1800000	1175.911	11.577	-0.23	0.266	809	98.256
11/07/2013 05:49	1803600	1175.856	11.577	-0.229	0.265	810	98.255
11/07/2013 06:49	1807200	1175.881	11.629	-0.229	0.265	811	98.255
11/07/2013 07:49	1810800	1175.856	11.577	-0.229	0.265	812	98.255
11/07/2013 08:49	1814400	1175.911	11.577	-0.23	0.266	813	98.256
11/07/2013 09:49	1818000	1176.076	11.577	-0.231	0.267	814	98.257
11/07/2013 10:49	1821600	1176.211	11.629	-0.233	0.269	815	98.259
11/07/2013 11:49	1825200	1176.021	11.577	-0.231	0.267	816	98.257
11/07/2013 12:49	1828800	1175.525	11.577	-0.226	0.262	817	98.252
11/07/2013 13:49	1832400	1175.305	11.577	-0.224	0.26	818	98.25
11/07/2013 14:49	1836000	1175	11.629	-0.22	0.256	819	98.246
11/07/2013 15:49	1839600	1174.504	11.629	-0.215	0.251	820	98.241
11/07/2013 16:49	1843200	1173.984	11.577	-0.21	0.246	821	98.236
11/07/2013 17:49	1846800	1173.899	11.629	-0.209	0.245	822	98.235
11/07/2013 18:49	1850400	1174.009	11.629	-0.21	0.246	823	98.236
11/07/2013 19:49	1854000	1173.678	11.629	-0.207	0.243	824	98.233
11/07/2013 20:49	1857600	1174.339	11.629	-0.214	0.25	825	98.24
11/07/2013 21:49	1861200	1174.229	11.629	-0.213	0.249	826	98.239
11/07/2013 22:49	1864800	1174.614	11.629	-0.217	0.253	827	98.243
11/07/2013 23:49	1868400	1174.724	11.629	-0.218	0.254	828	98.244
12/07/2013 00:49	1872000	1174.669	11.629	-0.217	0.253	829	98.243
12/07/2013 01:49	1875600	1174.284	11.629	-0.213	0.249	830	98.239
12/07/2013 02:49	1879200	1174.449	11.629	-0.215	0.251	831	98.241
12/07/2013 03:49	1882800	1174.229	11.629	-0.213	0.249	832	98.239
12/07/2013 04:49	1886400	1174.229	11.629	-0.213	0.249	833	98.239
12/07/2013 05:49	1890000	1174.504	11.629	-0.215	0.251	834	98.241
12/07/2013 06:49	1893600	1174.474	11.68	-0.215	0.251	835	98.241
12/07/2013 07:49	1897200	1174.449	11.629	-0.215	0.251	836	98.241
12/07/2013 08:49	1900800	1174.394	11.629	-0.214	0.25	837	98.24
12/07/2013 09:49	1904400	1174.449	11.629	-0.215	0.251	838	98.241
12/07/2013 10:49	1908000	1174.449	11.629	-0.215	0.251	839	98.241
12/07/2013 11:49	1911600	1174.229	11.629	-0.213	0.249	840	98.239
12/07/2013 12:49	1915200	1174.449	11.629	-0.215	0.251	841	98.241
12/07/2013 13:49	1918800	1174.229	11.629	-0.213	0.249	842	98.239
12/07/2013 14:49	1922400	1173.678	11.629	-0.207	0.243	843	98.233
12/07/2013 15:49	1926000	1173.458	11.629	-0.205	0.241	844	98.231
12/07/2013 16:49	1929600	1173.263	11.68	-0.203	0.239	845	98.229
12/07/2013 17:49	1933200	1172.987	11.68	-0.2	0.236	846	98.226
12/07/2013 18:49	1936800	1172.437	11.68	-0.194	0.23	847	98.22
12/07/2013 19:49	1940400	1172.492	11.68	-0.195	0.231	848	98.221
12/07/2013 20:49	1944000	1172.877	11.68	-0.199	0.235	849	98.225
12/07/2013 21:49	1947600	1173.263	11.68	-0.203	0.239	850	98.229
12/07/2013 22:49	1951200	1173.648	11.68	-0.207	0.243	851	98.233
12/07/2013 23:49	1954800	1173.813	11.68	-0.208	0.244	852	98.234
13/07/2013 00:49	1958400	1173.923	11.68	-0.21	0.246	853	98.236
13/07/2013 01:49	1962000	1174.199	11.68	-0.212	0.248	854	98.238
13/07/2013 02:49	1965600	1173.979	11.68	-0.21	0.246	855	98.236
13/07/2013 03:49	1969200	1173.979	11.68	-0.21	0.246	856	98.236
13/07/2013 04:49	1972800	1174.144	11.68	-0.212	0.248	857	98.238
13/07/2013 05:49	1976400	1174.199	11.68	-0.212	0.248	858	98.238
13/07/2013 06:49	1980000	1174.419	11.68	-0.215	0.251	859	98.241
13/07/2013 07:49	1983600	1174.694	11.68	-0.217	0.253	860	98.243
13/07/2013 08:49	1987200	1174.994	11.732	-0.22	0.256	861	98.246
13/07/2013 09:49	1990800	1174.749	11.68	-0.218	0.254	862	98.244
13/07/2013 10:49	1994400	1174.994	11.732	-0.22	0.256	863	98.246
13/07/2013 11:49	1998000	1174.664	11.732	-0.217	0.253	864	98.243
13/07/2013 12:49	2001600	1174.609	11.732	-0.217	0.253	865	98.243
13/07/2013 13:49	2005200	1174.444	11.732	-0.215	0.251	866	98.241
13/07/2013 14:49	2008800	1174.334	11.732	-0.214	0.25	867	98.24
13/07/2013 15:49	2012400	1174.499	11.732	-0.215	0.251	868	98.241
13/07/2013 16:49	2016000	1174.169	11.732	-0.212	0.248	869	98.238
13/07/2013 17:49	2019600	1174.004	11.732	-0.21	0.246	870	98.236
13/07/2013 18:49	2023200	1173.893	11.732	-0.209	0.245	871	98.235
13/07/2013 19:49	2026800	1173.949	11.732	-0.21	0.246	872	98.236
13/07/2013 20:49	2030400	1173.618	11.732	-0.206	0.242	873	98.232
13/07/2013 21:49	2034000	1174.169	11.732	-0.212	0.248	874	98.238
13/07/2013 22:49	2037600	1174.444	11.732	-0.215	0.251	875	98.241
13/07/2013 23:49	2041200	1174.334	11.732	-0.214	0.25	876	98.24
14/07/2013 00:49	2044800	1174.249	11.783	-0.213	0.249	877	98.239
14/07/2013 01:49	2048400	1174.113	11.732	-0.211	0.247	878	98.237
14/07/2013 02:49	2052000	1173.783	11.732	-0.208	0.244	879	98.234
14/07/2013 03:49	2055600	1173.728	11.732	-0.208	0.244	880	98.234
14/07/2013 04:49	2059200	1173.508	11.732	-0.205	0.241	881	98.231
14/07/2013 05:49	2062800	1173.232	11.732	-0.202	0.238	882	98.228
14/07/2013 06:49	2066400	1173.423	11.783	-0.204	0.24	883	98.23
14/07/2013 07:49	2070000	1173.012	11.732	-0.2	0.236	884	98.226
14/07/2013 08:49	2073600	1173.258	11.783	-0.203	0.239	885	98.229
14/07/2013 09:49	2077200	1173.368	11.783	-0.204	0.24	886	98.23
14/07/2013 10:49	2080800	1173.258	11.783	-0.203	0.239	887	98.229
14/07/2013 11:49	2084400	1173.012	11.732	-0.2	0.236	888	98.226
14/07/2013 12:49	2088000	1172.707	11.783	-0.197	0.233	889	98.223
14/07/2013 13:49	2091600	1172.101	11.783	-0.191	0.227	890	98.217
14/07/2013 14:49	2095200	1171.826	11.783	-0.188	0.224	891	98.214
14/07/2013 15:49	2098800	1171.716	11.783	-0.187	0.223	892	98.213
14/07/2013 16:49	2102400	1171.22	11.783	-0.182	0.218	893	98.208
14/07/2013 17:49	2106000	1171.11	11.783	-0.181	0.217	894	98.207
14/07/2013 18:49	2109600	1170.89	11.783	-0.179	0.215	895	98.205
14/07/2013 19:49	2113200	1170.67	11.783	-0.176	0.212	896	98.202
14/07/2013 20:49	2116800	1170.725	11.783	-0.177	0.213	897	98.203
14/07/2013 21:49	2120400	1171	11.783	-0.18	0.216	898	98.206
14/07/2013 22:49	2124000	1171.276	11.783	-0.182	0.218	899	98.208
14/07/2013 23:49	2127600	1171.826	11.783	-0.188	0.224	900	98.214
15/07/2013 00:49	2131200	1171.496	11.783	-0.185	0.221	901	98.211
15/07/2013 01:49	2134800	1171.716	11.783	-0.187	0.223	902	98.213
15/07/2013 02:49	2138400	1171.796	11.835	-0.188	0.224	903	98.214
15/07/2013 03:49	2142000	1171.716	11.783	-0.187	0.223	904	98.213
15/07/2013 04:49	2145600	1171.496	11.783	-0.185	0.221	905	98.211
15/07/2013 05:49	2149200	1171.576	11.835	-0.186	0.222	906	98.212
15/07/2013 06:49	2152800	1171.411	11.835	-0.184	0.22	907	98.21

15/07/2013 07:49	2156400	1171.686	11.835	-0.187	0.223	908	98.213
15/07/2013 08:49	2160000	1171.576	11.835	-0.186	0.222	909	98.212
15/07/2013 09:49	2163600	1171.631	11.835	-0.186	0.222	910	98.212
15/07/2013 10:49	2167200	1171.906	11.835	-0.189	0.225	911	98.215
15/07/2013 11:49	2170800	1171.631	11.835	-0.186	0.222	912	98.212
15/07/2013 12:49	2174400	1171.796	11.835	-0.188	0.224	913	98.214
15/07/2013 13:49	2178000	1171.686	11.835	-0.187	0.223	914	98.213
15/07/2013 14:49	2181600	1171.466	11.835	-0.184	0.22	915	98.21
15/07/2013 15:49	2185200	1171.356	11.835	-0.183	0.219	916	98.209
15/07/2013 16:49	2188800	1171.191	11.835	-0.182	0.218	917	98.208
15/07/2013 17:49	2192400	1171.245	11.835	-0.182	0.218	918	98.208
15/07/2013 18:49	2196000	1170.695	11.835	-0.177	0.213	919	98.203
15/07/2013 19:49	2199600	1170.75	11.835	-0.177	0.213	920	98.203
15/07/2013 20:49	2203200	1170.97	11.835	-0.179	0.215	921	98.205
15/07/2013 21:49	2206800	1170.75	11.835	-0.177	0.213	922	98.203
15/07/2013 22:49	2210400	1171.08	11.835	-0.18	0.216	923	98.206
15/07/2013 23:49	2214000	1171.215	11.886	-0.182	0.218	924	98.208
16/07/2013 00:49	2217600	1170.805	11.835	-0.178	0.214	925	98.204
16/07/2013 01:49	2221200	1170.61	11.886	-0.176	0.212	926	98.202
16/07/2013 02:49	2224800	1170.64	11.835	-0.176	0.212	927	98.202
16/07/2013 03:49	2228400	1170.53	11.835	-0.175	0.211	928	98.201
16/07/2013 04:49	2232000	1170.2	11.835	-0.172	0.208	929	98.198
16/07/2013 05:49	2235600	1169.894	11.886	-0.168	0.204	930	98.194
16/07/2013 06:49	2239200	1170.225	11.886	-0.172	0.208	931	98.198
16/07/2013 07:49	2242800	1170.61	11.886	-0.176	0.212	932	98.202
16/07/2013 08:49	2246400	1170.39	11.886	-0.173	0.209	933	98.199
16/07/2013 09:49	2250000	1170.225	11.886	-0.172	0.208	934	98.198
16/07/2013 10:49	2253600	1170.225	11.886	-0.172	0.208	935	98.198
16/07/2013 11:49	2257200	1170.17	11.886	-0.171	0.207	936	98.197
16/07/2013 12:49	2260800	1170.114	11.886	-0.171	0.207	937	98.197
16/07/2013 13:49	2264400	1170.084	11.938	-0.17	0.206	938	98.196
16/07/2013 14:49	2268000	1170.029	11.938	-0.17	0.206	939	98.196
16/07/2013 15:49	2271600	1169.674	11.886	-0.166	0.202	940	98.192
16/07/2013 16:49	2275200	1169.424	11.938	-0.164	0.2	941	98.19
16/07/2013 17:49	2278800	1169.369	11.938	-0.163	0.199	942	98.189
16/07/2013 18:49	2282400	1169.369	11.938	-0.163	0.199	943	98.189
16/07/2013 19:49	2286000	1169.314	11.938	-0.162	0.198	944	98.188
16/07/2013 20:49	2289600	1169.369	11.938	-0.163	0.199	945	98.189
16/07/2013 21:49	2293200	1169.919	11.938	-0.169	0.205	946	98.195
16/07/2013 22:49	2296800	1169.974	11.938	-0.169	0.205	947	98.195
16/07/2013 23:49	2300400	1169.864	11.938	-0.168	0.204	948	98.194
17/07/2013 00:49	2304000	1170.525	11.938	-0.175	0.211	949	98.201
17/07/2013 01:49	2307600	1170.359	11.938	-0.173	0.209	950	98.199
17/07/2013 02:49	2311200	1170.305	11.938	-0.173	0.209	951	98.199
17/07/2013 03:49	2314800	1170.415	11.938	-0.174	0.21	952	98.2
17/07/2013 04:49	2318400	1170.359	11.938	-0.173	0.209	953	98.199
17/07/2013 05:49	2322000	1170.635	11.938	-0.176	0.212	954	98.202
17/07/2013 06:49	2325600	1170.58	11.938	-0.175	0.211	955	98.201
17/07/2013 07:49	2329200	1170.855	11.938	-0.178	0.214	956	98.204
17/07/2013 08:49	2332800	1171.075	11.938	-0.18	0.216	957	98.206
17/07/2013 09:49	2336400	1171.185	11.938	-0.182	0.218	958	98.208
17/07/2013 10:49	2340000	1171.13	11.938	-0.181	0.217	959	98.207
17/07/2013 11:49	2343600	1171.32	11.989	-0.183	0.219	960	98.209
17/07/2013 12:49	2347200	1171.155	11.989	-0.181	0.217	961	98.207
17/07/2013 13:49	2350800	1171.045	11.989	-0.18	0.216	962	98.206
17/07/2013 14:49	2354400	1170.69	11.938	-0.177	0.213	963	98.203
17/07/2013 15:49	2358000	1170.88	11.989	-0.178	0.214	964	98.204
17/07/2013 16:49	2361600	1170.47	11.938	-0.174	0.21	965	98.2
17/07/2013 17:49	2365200	1170.44	11.989	-0.174	0.21	966	98.2
17/07/2013 18:49	2368800	1170.22	11.989	-0.172	0.208	967	98.198
17/07/2013 19:49	2372400	1170.605	11.989	-0.176	0.212	968	98.202
17/07/2013 20:49	2376000	1170.605	11.989	-0.176	0.212	969	98.202
17/07/2013 21:49	2379600	1171.486	11.989	-0.185	0.221	970	98.211
17/07/2013 22:49	2383200	1171.651	11.989	-0.186	0.222	971	98.212
17/07/2013 23:49	2386800	1171.786	12.041	-0.188	0.224	972	98.214
18/07/2013 00:49	2390400	1171.816	11.989	-0.188	0.224	973	98.214
18/07/2013 01:49	2394000	1172.006	12.041	-0.19	0.226	974	98.216
18/07/2013 02:49	2397600	1171.706	11.989	-0.187	0.223	975	98.213
18/07/2013 03:49	2401200	1171.651	11.989	-0.186	0.222	976	98.212
18/07/2013 04:49	2404800	1171.841	12.041	-0.188	0.224	977	98.214
18/07/2013 05:49	2408400	1172.256	11.989	-0.192	0.228	978	98.218
18/07/2013 06:49	2412000	1171.981	11.989	-0.19	0.226	979	98.216
18/07/2013 07:49	2415600	1172.006	12.041	-0.19	0.226	980	98.216
18/07/2013 08:49	2419200	1172.532	11.989	-0.195	0.231	981	98.221
18/07/2013 09:49	2422800	1172.281	12.041	-0.193	0.229	982	98.219
18/07/2013 10:49	2426400	1172.116	12.041	-0.191	0.227	983	98.217
18/07/2013 11:49	2430000	1171.731	12.041	-0.187	0.223	984	98.213
18/07/2013 12:49	2433600	1171.621	12.041	-0.186	0.222	985	98.212
18/07/2013 13:49	2437200	1171.566	12.041	-0.185	0.221	986	98.211
18/07/2013 14:49	2440800	1171.181	12.041	-0.182	0.218	987	98.208
18/07/2013 15:49	2444400	1170.795	12.041	-0.178	0.214	988	98.204
18/07/2013 16:49	2448000	1170.52	12.041	-0.175	0.211	989	98.201
18/07/2013 17:49	2451600	1170.465	12.041	-0.174	0.21	990	98.2
18/07/2013 18:49	2455200	1170.52	12.041	-0.175	0.211	991	98.201
18/07/2013 19:49	2458800	1170.41	12.041	-0.174	0.21	992	98.2
18/07/2013 20:49	2462400	1170.575	12.041	-0.175	0.211	993	98.201
18/07/2013 21:49	2466000	1170.63	12.041	-0.176	0.212	994	98.202
18/07/2013 22:49	2469600	1170.875	12.092	-0.178	0.214	995	98.204
18/07/2013 23:49	2473200	1171.015	12.041	-0.18	0.216	996	98.206
19/07/2013 00:49	2476800	1171.206	12.092	-0.182	0.218	997	98.208
19/07/2013 01:49	2480400	1170.74	12.041	-0.177	0.213	998	98.203
19/07/2013 02:49	2484000	1170.435	12.092	-0.174	0.21	999	98.2
19/07/2013 03:49	2487600	1170.325	12.092	-0.173	0.209	1000	98.199
19/07/2013 04:49	2491200	1170.049	12.092	-0.17	0.206	1001	98.196
19/07/2013 05:49	2494800	1169.719	12.092	-0.167	0.203	1002	98.193
19/07/2013 06:49	2498400	1169.554	12.092	-0.165	0.201	1003	98.191
19/07/2013 07:49	2502000	1169.444	12.092	-0.164	0.2	1004	98.19
19/07/2013 08:49	2505600	1169.609	12.092	-0.165	0.201	1005	98.191
19/07/2013 09:49	2509200	1169.499	12.092	-0.164	0.2	1006	98.19

19/07/2013 10:49	2512800	1169.499	12.092	-0.164	0.2	1007	98.19
19/07/2013 11:49	2516400	1168.838	12.092	-0.158	0.194	1008	98.184
19/07/2013 12:49	2520000	1168.783	12.092	-0.157	0.193	1009	98.183
19/07/2013 13:49	2523600	1168.343	12.092	-0.153	0.189	1010	98.179
19/07/2013 14:49	2527200	1168.233	12.092	-0.151	0.187	1011	98.177
19/07/2013 15:49	2530800	1167.682	12.092	-0.146	0.182	1012	98.172
19/07/2013 16:49	2534400	1167.352	12.092	-0.142	0.178	1013	98.168
19/07/2013 17:49	2538000	1166.581	12.092	-0.135	0.171	1014	98.161
19/07/2013 18:49	2541600	1166.196	12.092	-0.131	0.167	1015	98.157
19/07/2013 19:49	2545200	1166.636	12.092	-0.135	0.171	1016	98.161
19/07/2013 20:49	2548800	1166.551	12.144	-0.134	0.17	1017	98.16
19/07/2013 21:49	2552400	1166.967	12.092	-0.138	0.174	1018	98.164
19/07/2013 22:49	2556000	1167.047	12.144	-0.139	0.175	1019	98.165
19/07/2013 23:49	2559600	1167.102	12.144	-0.14	0.176	1020	98.166
20/07/2013 00:49	2563200	1166.771	12.144	-0.137	0.173	1021	98.163
20/07/2013 01:49	2566800	1166.416	12.092	-0.133	0.169	1022	98.159
20/07/2013 02:49	2570400	1166.276	12.144	-0.131	0.167	1023	98.157
20/07/2013 03:49	2574000	1166.221	12.144	-0.131	0.167	1024	98.157
20/07/2013 04:49	2577600	1165.946	12.144	-0.128	0.164	1025	98.154
20/07/2013 05:49	2581200	1165.671	12.144	-0.125	0.161	1026	98.151
20/07/2013 06:49	2584800	1165.891	12.144	-0.128	0.164	1027	98.154
20/07/2013 07:49	2588400	1165.671	12.144	-0.125	0.161	1028	98.151
20/07/2013 08:49	2592000	1165.891	12.144	-0.128	0.164	1029	98.154
20/07/2013 09:49	2595600	1165.726	12.144	-0.126	0.162	1030	98.152
20/07/2013 10:49	2599200	1165.616	12.144	-0.125	0.161	1031	98.151
20/07/2013 11:49	2602800	1165.01	12.144	-0.119	0.155	1032	98.145
20/07/2013 12:49	2606400	1164.9	12.144	-0.117	0.153	1033	98.143
20/07/2013 13:49	2610000	1164.625	12.144	-0.115	0.151	1034	98.141
20/07/2013 14:49	2613600	1164.265	12.195	-0.111	0.147	1035	98.137
20/07/2013 15:49	2617200	1163.88	12.195	-0.107	0.143	1036	98.133
20/07/2013 16:49	2620800	1163.579	12.144	-0.104	0.14	1037	98.13
20/07/2013 17:49	2624400	1163.25	12.144	-0.101	0.137	1038	98.127
20/07/2013 18:49	2628000	1163.164	12.195	-0.1	0.136	1039	98.126
20/07/2013 19:49	2631600	1162.724	12.195	-0.095	0.131	1040	98.121
20/07/2013 20:49	2635200	1163.139	12.144	-0.099	0.135	1041	98.125
20/07/2013 21:49	2638800	1163.384	12.195	-0.102	0.138	1042	98.128
20/07/2013 22:49	2642400	1163.274	12.195	-0.101	0.137	1043	98.127
20/07/2013 23:49	2646000	1163.084	12.144	-0.099	0.135	1044	98.125
21/07/2013 00:49	2649600	1163.109	12.195	-0.099	0.135	1045	98.125
21/07/2013 01:49	2653200	1162.504	12.195	-0.093	0.129	1046	98.119
21/07/2013 02:49	2656800	1162.559	12.195	-0.094	0.13	1047	98.12
21/07/2013 03:49	2660400	1162.284	12.195	-0.091	0.127	1048	98.117
21/07/2013 04:49	2664000	1161.734	12.195	-0.085	0.121	1049	98.111
21/07/2013 05:49	2667600	1161.128	12.195	-0.079	0.115	1050	98.105
21/07/2013 06:49	2671200	1161.073	12.195	-0.078	0.114	1051	98.104
21/07/2013 07:49	2674800	1161.183	12.195	-0.079	0.115	1052	98.105
21/07/2013 08:49	2678400	1160.908	12.195	-0.077	0.113	1053	98.103
21/07/2013 09:49	2682000	1160.908	12.195	-0.077	0.113	1054	98.103
21/07/2013 10:49	2685600	1160.633	12.195	-0.074	0.11	1055	98.1
21/07/2013 11:49	2689200	1160.193	12.195	-0.069	0.105	1056	98.095
21/07/2013 12:49	2692800	1159.973	12.195	-0.067	0.103	1057	98.093
21/07/2013 13:49	2696400	1159.698	12.195	-0.064	0.1	1058	98.09
21/07/2013 14:49	2700000	1159.698	12.195	-0.064	0.1	1059	98.09
21/07/2013 15:49	2703600	1158.873	12.195	-0.056	0.092	1060	98.082
21/07/2013 16:49	2707200	1158.433	12.195	-0.051	0.087	1061	98.077
21/07/2013 17:49	2710800	1158.158	12.195	-0.049	0.085	1062	98.075
21/07/2013 18:49	2714400	1157.742	12.246	-0.044	0.08	1063	98.07
21/07/2013 19:49	2718000	1157.468	12.246	-0.042	0.078	1064	98.068
21/07/2013 20:49	2721600	1157.497	12.195	-0.042	0.078	1065	98.068
21/07/2013 21:49	2725200	1157.468	12.246	-0.042	0.078	1066	98.068
21/07/2013 22:49	2728800	1157.633	12.246	-0.043	0.079	1067	98.069
21/07/2013 23:49	2732400	1157.302	12.246	-0.04	0.076	1068	98.066
22/07/2013 00:49	2736000	1157.082	12.246	-0.038	0.074	1069	98.064
22/07/2013 01:49	2739600	1156.808	12.246	-0.035	0.071	1070	98.061
22/07/2013 02:49	2743200	1156.147	12.246	-0.028	0.064	1071	98.054
22/07/2013 03:49	2746800	1155.818	12.246	-0.025	0.061	1072	98.051
22/07/2013 04:49	2750400	1155.158	12.246	-0.018	0.054	1073	98.044
22/07/2013 05:49	2754000	1155.158	12.246	-0.018	0.054	1074	98.044
22/07/2013 06:49	2757600	1154.992	12.246	-0.016	0.052	1075	98.042
22/07/2013 07:49	2761200	1154.938	12.246	-0.016	0.052	1076	98.042
22/07/2013 08:49	2764800	1154.828	12.246	-0.015	0.051	1077	98.041
22/07/2013 09:49	2768400	1154.552	12.246	-0.012	0.048	1078	98.038
22/07/2013 10:49	2772000	1154.552	12.246	-0.012	0.048	1079	98.038
22/07/2013 11:49	2775600	1154.388	12.246	-0.01	0.046	1080	98.036
22/07/2013 12:49	2779200	1153.783	12.246	-0.004	0.04	1081	98.03
22/07/2013 13:49	2782800	1154.003	12.246	-0.006	0.042	1082	98.032
22/07/2013 14:49	2786400	1153.918	12.298	-0.005	0.041	1083	98.031
22/07/2013 15:49	2790000	1153.478	12.298	-0.001	0.037	1084	98.027
22/07/2013 16:49	2793600	1153.673	12.246	-0.003	0.039	1085	98.029
22/07/2013 17:49	2797200	1153.368	12.298	0	0.036	1086	98.026
22/07/2013 18:49	2800800	1152.928	12.298	0.005	0.031	1087	98.021
22/07/2013 19:49	2804400	1153.013	12.246	0.004	0.032	1088	98.022
22/07/2013 20:49	2808000	1153.258	12.298	0.001	0.035	1089	98.025
22/07/2013 21:49	2811600	1153.038	12.298	0.004	0.032	1090	98.022
22/07/2013 22:49	2815200	1152.903	12.246	0.005	0.031	1091	98.021
22/07/2013 23:49	2818800	1152.653	12.298	0.008	0.028	1092	98.018
23/07/2013 00:49	2822400	1152.543	12.298	0.009	0.027	1093	98.017
23/07/2013 01:49	2826000	1151.938	12.298	0.015	0.021	1094	98.011
23/07/2013 02:49	2829600	1152.023	12.246	0.014	0.022	1095	98.012
23/07/2013 03:49	2833200	1151.633	12.349	0.018	0.018	1096	98.008
23/07/2013 04:49	2836800	1151.363	12.246	0.021	0.015	1097	98.005
23/07/2013 05:49	2840400	1150.869	12.246	0.026	0.01	1098	98
23/07/2013 06:49	2844000	1150.863	12.349	0.026	0.01	1099	98
23/07/2013 07:49	2847600	1150.838	12.298	0.026	0.01	1100	98
23/07/2013 08:49	2851200	1150.264	12.246	0.032	0.004	1101	97.994
23/07/2013 09:49	2854800	1150.124	12.298	0.033	0.003	1102	97.993
23/07/2013 10:49	2858400	1150.368	12.349	0.031	0.005	1103	97.995
23/07/2013 11:49	2862000	1149.739	12.298	0.037	-0.001	1104	97.989
23/07/2013 12:49	2865600	1149.959	12.298	0.035	0.001	1105	97.991

23/07/2013 13:49	2869200	1150.038	12.349	0.034	0.002	1106	97.992
23/07/2013 14:49	2872800	1149.739	12.298	0.037	-0.001	1107	97.989
23/07/2013 15:49	2876400	1149.599	12.349	0.039	-0.003	1108	97.987
23/07/2013 16:49	2880000	1149.079	12.298	0.044	-0.008	1109	97.982
23/07/2013 17:49	2883600	1149.104	12.349	0.044	-0.008	1110	97.982
23/07/2013 18:49	2887200	1149.079	12.298	0.044	-0.008	1111	97.982
23/07/2013 19:49	2890800	1148.994	12.349	0.045	-0.009	1112	97.981
23/07/2013 20:49	2894400	1148.939	12.349	0.046	-0.01	1113	97.98
23/07/2013 21:49	2898000	1149.434	12.349	0.04	-0.004	1114	97.986
23/07/2013 22:49	2901600	1149.214	12.349	0.043	-0.007	1115	97.983
23/07/2013 23:49	2905200	1149.324	12.349	0.042	-0.006	1116	97.984
24/07/2013 00:49	2908800	1149.049	12.349	0.044	-0.008	1117	97.982
24/07/2013 01:49	2912400	1148.829	12.349	0.047	-0.011	1118	97.979
24/07/2013 02:49	2916000	1149.488	12.349	0.04	-0.004	1119	97.986
24/07/2013 03:49	2919600	1149.269	12.349	0.042	-0.006	1120	97.984
24/07/2013 04:49	2923200	1148.909	12.401	0.046	-0.01	1121	97.98
24/07/2013 05:49	2926800	1148.939	12.349	0.046	-0.01	1122	97.98
24/07/2013 06:49	2930400	1149.049	12.349	0.044	-0.008	1123	97.982
24/07/2013 07:49	2934000	1148.774	12.349	0.047	-0.011	1124	97.979
24/07/2013 08:49	2937600	1149.183	12.401	0.043	-0.007	1125	97.983
24/07/2013 09:49	2941200	1148.719	12.349	0.048	-0.012	1126	97.978
24/07/2013 10:49	2944800	1148.909	12.401	0.046	-0.01	1127	97.98
24/07/2013 11:49	2948400	1148.359	12.401	0.051	-0.015	1128	97.975
24/07/2013 12:49	2952000	1148.224	12.349	0.053	-0.017	1129	97.973
24/07/2013 13:49	2955600	1148.304	12.401	0.052	-0.016	1130	97.974
24/07/2013 14:49	2959200	1148.334	12.349	0.052	-0.016	1131	97.974
24/07/2013 15:49	2962800	1147.479	12.401	0.06	-0.024	1132	97.966
24/07/2013 16:49	2966400	1147.839	12.349	0.057	-0.021	1133	97.969
24/07/2013 17:49	2970000	1147.205	12.401	0.063	-0.027	1134	97.963
24/07/2013 18:49	2973600	1147.425	12.401	0.061	-0.025	1135	97.965
24/07/2013 19:49	2977200	1147.425	12.401	0.061	-0.025	1136	97.965
24/07/2013 20:49	2980800	1146.985	12.401	0.065	-0.029	1137	97.961
24/07/2013 21:49	2984400	1146.655	12.401	0.069	-0.033	1138	97.957
24/07/2013 22:49	2988000	1147.259	12.401	0.063	-0.027	1139	97.963
24/07/2013 23:49	2991600	1146.71	12.401	0.068	-0.032	1140	97.958
25/07/2013 00:49	2995200	1146.545	12.401	0.07	-0.034	1141	97.956
25/07/2013 01:49	2998800	1146.82	12.401	0.067	-0.031	1142	97.959
25/07/2013 02:49	3002400	1146.71	12.401	0.068	-0.032	1143	97.958
25/07/2013 03:49	3006000	1146.24	12.452	0.073	-0.037	1144	97.953
25/07/2013 04:49	3009600	1146.38	12.401	0.072	-0.036	1145	97.954
25/07/2013 05:49	3013200	1146.27	12.401	0.073	-0.037	1146	97.953
25/07/2013 06:49	3016800	1146.215	12.401	0.073	-0.037	1147	97.953
25/07/2013 07:49	3020400	1146.16	12.401	0.074	-0.038	1148	97.952
25/07/2013 08:49	3024000	1146.295	12.452	0.073	-0.037	1149	97.953
25/07/2013 09:49	3027600	1146.325	12.401	0.072	-0.036	1150	97.954
25/07/2013 10:49	3031200	1146.9	12.452	0.066	-0.03	1151	97.96
25/07/2013 11:49	3034800	1146.765	12.401	0.068	-0.032	1152	97.958
25/07/2013 12:49	3038400	1146.79	12.452	0.067	-0.031	1153	97.959
25/07/2013 13:49	3042000	1146.985	12.401	0.065	-0.029	1154	97.961
25/07/2013 14:49	3045600	1146.875	12.401	0.067	-0.031	1155	97.959
25/07/2013 15:49	3049200	1146.9	12.452	0.066	-0.03	1156	97.96
25/07/2013 16:49	3052800	1146.325	12.401	0.072	-0.036	1157	97.954
25/07/2013 17:49	3056400	1146.845	12.452	0.067	-0.031	1158	97.959
25/07/2013 18:49	3060000	1146.79	12.452	0.067	-0.031	1159	97.959
25/07/2013 19:49	3063600	1147.12	12.452	0.064	-0.028	1160	97.962
25/07/2013 20:49	3067200	1147.504	12.452	0.06	-0.024	1161	97.966
25/07/2013 21:49	3070800	1147.724	12.452	0.058	-0.022	1162	97.968
25/07/2013 22:49	3074400	1148.109	12.452	0.054	-0.018	1163	97.972
25/07/2013 23:49	3078000	1147.889	12.452	0.056	-0.02	1164	97.97
26/07/2013 00:49	3081600	1148.219	12.452	0.053	-0.017	1165	97.973
26/07/2013 01:49	3085200	1147.859	12.503	0.057	-0.021	1166	97.969
26/07/2013 02:49	3088800	1147.724	12.452	0.058	-0.022	1167	97.968
26/07/2013 03:49	3092400	1147.284	12.452	0.062	-0.026	1168	97.964
26/07/2013 04:49	3096000	1147.669	12.452	0.058	-0.022	1169	97.968
26/07/2013 05:49	3099600	1147.614	12.452	0.059	-0.023	1170	97.967
26/07/2013 06:49	3103200	1148.054	12.452	0.055	-0.019	1171	97.971
26/07/2013 07:49	3106800	1148.109	12.452	0.054	-0.018	1172	97.972
26/07/2013 08:49	3110400	1147.779	12.452	0.057	-0.021	1173	97.969
26/07/2013 09:49	3114000	1147.889	12.452	0.056	-0.02	1174	97.97
26/07/2013 10:49	3117600	1147.614	12.452	0.059	-0.023	1175	97.967
26/07/2013 11:49	3121200	1147.45	12.452	0.061	-0.025	1176	97.965
26/07/2013 12:49	3124800	1147.639	12.503	0.059	-0.023	1177	97.967
26/07/2013 13:49	3128400	1147.364	12.503	0.062	-0.026	1178	97.964
26/07/2013 14:49	3132000	1147.229	12.452	0.063	-0.027	1179	97.963
26/07/2013 15:49	3135600	1147.254	12.503	0.063	-0.027	1180	97.963
26/07/2013 16:49	3139200	1146.54	12.503	0.07	-0.034	1181	97.956
26/07/2013 17:49	3142800	1146.484	12.503	0.071	-0.035	1182	97.955
26/07/2013 18:49	3146400	1146.68	12.452	0.069	-0.033	1183	97.957
26/07/2013 19:49	3150000	1146.87	12.503	0.067	-0.031	1184	97.959
26/07/2013 20:49	3153600	1146.54	12.503	0.07	-0.034	1185	97.956
26/07/2013 21:49	3157200	1147.089	12.503	0.064	-0.028	1186	97.962
26/07/2013 22:49	3160800	1147.474	12.503	0.06	-0.024	1187	97.966
26/07/2013 23:49	3164400	1147.089	12.503	0.064	-0.028	1188	97.962
27/07/2013 00:49	3168000	1146.924	12.503	0.066	-0.03	1189	97.96
27/07/2013 01:49	3171600	1146.375	12.503	0.072	-0.036	1190	97.954
27/07/2013 02:49	3175200	1145.935	12.503	0.076	-0.04	1191	97.95
27/07/2013 03:49	3178800	1145.77	12.503	0.078	-0.042	1192	97.948
27/07/2013 04:49	3182400	1145.685	12.555	0.079	-0.043	1193	97.947
27/07/2013 05:49	3186000	1145.33	12.503	0.082	-0.046	1194	97.944
27/07/2013 06:49	3189600	1145.245	12.555	0.083	-0.047	1195	97.943
27/07/2013 07:49	3193200	1144.891	12.503	0.087	-0.051	1196	97.939
27/07/2013 08:49	3196800	1144.781	12.503	0.088	-0.052	1197	97.938
27/07/2013 09:49	3200400	1144.451	12.503	0.091	-0.055	1198	97.935
27/07/2013 10:49	3204000	1143.847	12.503	0.097	-0.061	1199	97.929
27/07/2013 11:49	3207600	1143.242	12.503	0.104	-0.068	1200	97.922
27/07/2013 12:49	3211200	1142.882	12.555	0.107	-0.071	1201	97.919
27/07/2013 13:49	3214800	1142.827	12.555	0.108	-0.072	1202	97.918
27/07/2013 14:49	3218400	1142.553	12.555	0.111	-0.075	1203	97.915
27/07/2013 15:49	3222000	1142.277	12.555	0.114	-0.078	1204	97.912

27/07/2013 16:49	3225600	1141.673	12.555	0.12	-0.084	1205	97.906
27/07/2013 17:49	3229200	1141.234	12.555	0.124	-0.088	1206	97.902
27/07/2013 18:49	3232800	1140.849	12.555	0.128	-0.092	1207	97.898
27/07/2013 19:49	3236400	1140.135	12.555	0.135	-0.099	1208	97.891
27/07/2013 20:49	3240000	1140.08	12.555	0.136	-0.1	1209	97.89
27/07/2013 21:49	3243600	1140.135	12.555	0.135	-0.099	1210	97.891
27/07/2013 22:49	3247200	1139.86	12.555	0.138	-0.102	1211	97.888
27/07/2013 23:49	3250800	1139.695	12.555	0.14	-0.104	1212	97.886
28/07/2013 00:49	3254400	1139.42	12.555	0.143	-0.107	1213	97.883
28/07/2013 01:49	3258000	1139.036	12.555	0.147	-0.111	1214	97.879
28/07/2013 02:49	3261600	1138.706	12.555	0.15	-0.114	1215	97.876
28/07/2013 03:49	3265200	1138.487	12.555	0.152	-0.116	1216	97.874
28/07/2013 04:49	3268800	1138.212	12.555	0.155	-0.119	1217	97.871
28/07/2013 05:49	3272400	1138.072	12.606	0.156	-0.12	1218	97.87
28/07/2013 06:49	3276000	1137.772	12.555	0.159	-0.123	1219	97.867
28/07/2013 07:49	3279600	1137.827	12.555	0.159	-0.123	1220	97.867
28/07/2013 08:49	3283200	1137.742	12.606	0.16	-0.124	1221	97.866
28/07/2013 09:49	3286800	1137.852	12.606	0.159	-0.123	1222	97.867
28/07/2013 10:49	3290400	1137.632	12.606	0.161	-0.125	1223	97.865
28/07/2013 11:49	3294000	1137.357	12.606	0.164	-0.128	1224	97.862
28/07/2013 12:49	3297600	1137.083	12.606	0.167	-0.131	1225	97.859
28/07/2013 13:49	3301200	1137.003	12.555	0.167	-0.131	1226	97.859
28/07/2013 14:49	3304800	1136.479	12.606	0.173	-0.137	1227	97.853
28/07/2013 15:49	3308400	1136.729	12.555	0.17	-0.134	1228	97.856
28/07/2013 16:49	3312000	1136.149	12.606	0.176	-0.14	1229	97.85
28/07/2013 17:49	3315600	1136.753	12.606	0.17	-0.134	1230	97.856
28/07/2013 18:49	3319200	1136.479	12.606	0.173	-0.137	1231	97.853
28/07/2013 19:49	3322800	1136.863	12.606	0.169	-0.133	1232	97.857
28/07/2013 20:49	3326400	1137.028	12.606	0.167	-0.131	1233	97.859
28/07/2013 21:49	3330000	1137.303	12.606	0.164	-0.128	1234	97.862
28/07/2013 22:49	3333600	1137.852	12.606	0.159	-0.123	1235	97.867
28/07/2013 23:49	3337200	1137.852	12.606	0.159	-0.123	1236	97.867
29/07/2013 00:49	3340800	1137.962	12.606	0.158	-0.122	1237	97.868
29/07/2013 01:49	3344400	1138.072	12.606	0.156	-0.12	1238	97.87
29/07/2013 02:49	3348000	1138.456	12.606	0.153	-0.117	1239	97.873
29/07/2013 03:49	3351600	1138.566	12.606	0.151	-0.115	1240	97.875
29/07/2013 04:49	3355200	1138.841	12.606	0.149	-0.113	1241	97.877
29/07/2013 05:49	3358800	1138.896	12.606	0.148	-0.112	1242	97.878
29/07/2013 06:49	3362400	1139.225	12.606	0.145	-0.109	1243	97.881
29/07/2013 07:49	3366000	1139.28	12.606	0.144	-0.108	1244	97.882
29/07/2013 08:49	3369600	1139.995	12.606	0.137	-0.101	1245	97.889
29/07/2013 09:49	3373200	1140.104	12.606	0.136	-0.1	1246	97.89
29/07/2013 10:49	3376800	1140.434	12.606	0.132	-0.096	1247	97.894
29/07/2013 11:49	3380400	1139.995	12.606	0.137	-0.101	1248	97.889
29/07/2013 12:49	3384000	1140.874	12.606	0.128	-0.092	1249	97.898
29/07/2013 13:49	3387600	1141.094	12.606	0.126	-0.09	1250	97.9
29/07/2013 14:49	3391200	1141.258	12.606	0.124	-0.088	1251	97.902
29/07/2013 15:49	3394800	1141.973	12.606	0.117	-0.081	1252	97.909
29/07/2013 16:49	3398400	1142.797	12.606	0.108	-0.072	1253	97.918
29/07/2013 17:49	3402000	1143.072	12.606	0.105	-0.069	1254	97.921
29/07/2013 18:49	3405600	1143.756	12.657	0.098	-0.062	1255	97.928
29/07/2013 19:49	3409200	1144.361	12.657	0.092	-0.056	1256	97.934
29/07/2013 20:49	3412800	1144.635	12.657	0.089	-0.053	1257	97.937
29/07/2013 21:49	3416400	1144.94	12.606	0.086	-0.05	1258	97.94
29/07/2013 22:49	3420000	1145.46	12.657	0.081	-0.045	1259	97.945
29/07/2013 23:49	3423600	1145.68	12.657	0.079	-0.043	1260	97.947
30/07/2013 00:49	3427200	1145.954	12.657	0.076	-0.04	1261	97.95
30/07/2013 01:49	3430800	1145.735	12.657	0.078	-0.042	1262	97.948
30/07/2013 02:49	3434400	1145.295	12.657	0.083	-0.047	1263	97.943
30/07/2013 03:49	3438000	1145.295	12.657	0.083	-0.047	1264	97.943
30/07/2013 04:49	3441600	1144.58	12.657	0.09	-0.054	1265	97.936
30/07/2013 05:49	3445200	1144.745	12.657	0.088	-0.052	1266	97.938
30/07/2013 06:49	3448800	1144.25	12.657	0.093	-0.057	1267	97.933
30/07/2013 07:49	3452400	1144.471	12.657	0.091	-0.055	1268	97.935
30/07/2013 08:49	3456000	1144.635	12.657	0.089	-0.053	1269	97.937
30/07/2013 09:49	3459600	1144.58	12.657	0.09	-0.054	1270	97.936
30/07/2013 10:49	3463200	1144.525	12.657	0.091	-0.055	1271	97.935
30/07/2013 11:49	3466800	1144.031	12.657	0.096	-0.06	1272	97.93
30/07/2013 12:49	3470400	1144.25	12.657	0.093	-0.057	1273	97.933
30/07/2013 13:49	3474000	1144.031	12.657	0.096	-0.06	1274	97.93
30/07/2013 14:49	3477600	1143.976	12.657	0.096	-0.06	1275	97.93
30/07/2013 15:49	3481200	1144.031	12.657	0.096	-0.06	1276	97.93
30/07/2013 16:49	3484800	1144.196	12.657	0.094	-0.058	1277	97.932
30/07/2013 17:49	3488400	1144.525	12.657	0.091	-0.055	1278	97.935
30/07/2013 18:49	3492000	1145.02	12.657	0.086	-0.05	1279	97.94
30/07/2013 19:49	3495600	1145.185	12.657	0.084	-0.048	1280	97.942
30/07/2013 20:49	3499200	1145.79	12.657	0.078	-0.042	1281	97.948
30/07/2013 21:49	3502800	1146.229	12.657	0.073	-0.037	1282	97.953
30/07/2013 22:49	3506400	1146.724	12.657	0.068	-0.032	1283	97.958
30/07/2013 23:49	3510000	1146.804	12.708	0.067	-0.031	1284	97.959
31/07/2013 00:49	3513600	1146.669	12.657	0.069	-0.033	1285	97.957
31/07/2013 01:49	3517200	1146.669	12.657	0.069	-0.033	1286	97.957
31/07/2013 02:49	3520800	1146.584	12.708	0.07	-0.034	1287	97.956
31/07/2013 03:49	3524400	1146.614	12.657	0.069	-0.033	1288	97.957
31/07/2013 04:49	3528000	1146.254	12.708	0.073	-0.037	1289	97.953
31/07/2013 05:49	3531600	1145.625	12.657	0.079	-0.043	1290	97.947
31/07/2013 06:49	3535200	1145.735	12.657	0.078	-0.042	1291	97.948
31/07/2013 07:49	3538800	1145.515	12.657	0.08	-0.044	1292	97.946
31/07/2013 08:49	3542400	1145.46	12.657	0.081	-0.045	1293	97.945
31/07/2013 09:49	3546000	1145.045	12.708	0.085	-0.049	1294	97.941
31/07/2013 10:49	3549600	1144.141	12.657	0.094	-0.058	1295	97.932
31/07/2013 11:49	3553200	1143.316	12.657	0.103	-0.067	1296	97.923
31/07/2013 12:49	3556800	1142.847	12.708	0.108	-0.072	1297	97.918
31/07/2013 13:49	3560400	1142.077	12.708	0.116	-0.08	1298	97.91
31/07/2013 14:49	3564000	1141.473	12.708	0.122	-0.086	1299	97.904
31/07/2013 15:49	3567600	1140.319	12.708	0.134	-0.098	1300	97.892
31/07/2013 16:49	3571200	1139.934	12.708	0.137	-0.101	1301	97.889
31/07/2013 17:49	3574800	1139.769	12.708	0.139	-0.103	1302	97.887
31/07/2013 18:49	3578400	1139	12.708	0.147	-0.111	1303	97.879

31/07/2013 19:49	3582000	1139.55	12.708	0.141	-0.105	1304	97.885
31/07/2013 20:49	3585600	1139.659	12.708	0.14	-0.104	1305	97.886
31/07/2013 21:49	3589200	1139.989	12.708	0.137	-0.101	1306	97.889
31/07/2013 22:49	3592800	1139.714	12.708	0.14	-0.104	1307	97.886
31/07/2013 23:49	3596400	1139.659	12.708	0.14	-0.104	1308	97.886
01/08/2013 00:49	3600000	1139.494	12.708	0.142	-0.106	1309	97.884
01/08/2013 01:49	3603600	1139.11	12.708	0.146	-0.11	1310	97.88
01/08/2013 02:49	3607200	1139.055	12.708	0.146	-0.11	1311	97.88
01/08/2013 03:49	3610800	1138.366	12.76	0.153	-0.117	1312	97.873
01/08/2013 04:49	3614400	1137.737	12.708	0.16	-0.124	1313	97.866
01/08/2013 05:49	3618000	1137.352	12.708	0.164	-0.128	1314	97.862
01/08/2013 06:49	3621600	1137.407	12.708	0.163	-0.127	1315	97.863
01/08/2013 07:49	3625200	1137.792	12.708	0.159	-0.123	1316	97.867
01/08/2013 08:49	3628800	1137.517	12.708	0.162	-0.126	1317	97.864
01/08/2013 09:49	3632400	1137.267	12.76	0.165	-0.129	1318	97.861
01/08/2013 10:49	3636000	1137.102	12.76	0.166	-0.13	1319	97.86
01/08/2013 11:49	3639600	1136.443	12.76	0.173	-0.137	1320	97.853
01/08/2013 12:49	3643200	1136.363	12.708	0.174	-0.138	1321	97.852
01/08/2013 13:49	3646800	1136.033	12.708	0.177	-0.141	1322	97.849
01/08/2013 14:49	3650400	1135.869	12.708	0.179	-0.143	1323	97.847
01/08/2013 15:49	3654000	1135.539	12.708	0.182	-0.146	1324	97.844
01/08/2013 16:49	3657600	1135.399	12.76	0.184	-0.148	1325	97.842
01/08/2013 17:49	3661200	1134.716	12.708	0.191	-0.155	1326	97.835
01/08/2013 18:49	3664800	1134.466	12.76	0.193	-0.157	1327	97.833
01/08/2013 19:49	3668400	1134.057	12.708	0.197	-0.161	1328	97.829
01/08/2013 20:49	3672000	1133.672	12.708	0.201	-0.165	1329	97.825
01/08/2013 21:49	3675600	1133.892	12.708	0.199	-0.163	1330	97.827
01/08/2013 22:49	3679200	1133.312	12.76	0.205	-0.169	1331	97.821
01/08/2013 23:49	3682800	1133.397	12.708	0.204	-0.168	1332	97.822
02/08/2013 00:49	3686400	1133.148	12.76	0.207	-0.171	1333	97.819
02/08/2013 01:49	3690000	1133.453	12.708	0.204	-0.168	1334	97.822
02/08/2013 02:49	3693600	1133.257	12.76	0.206	-0.17	1335	97.82
02/08/2013 03:49	3697200	1132.983	12.76	0.208	-0.172	1336	97.818
02/08/2013 04:49	3700800	1132.763	12.76	0.211	-0.175	1337	97.815
02/08/2013 05:49	3704400	1133.148	12.76	0.207	-0.171	1338	97.819
02/08/2013 06:49	3708000	1133.367	12.76	0.204	-0.168	1339	97.822
02/08/2013 07:49	3711600	1133.916	12.76	0.199	-0.163	1340	97.827
02/08/2013 08:49	3715200	1134.52	12.76	0.193	-0.157	1341	97.833
02/08/2013 09:49	3718800	1134.63	12.76	0.192	-0.156	1342	97.834
02/08/2013 10:49	3722400	1135.07	12.76	0.187	-0.151	1343	97.839
02/08/2013 11:49	3726000	1134.74	12.76	0.19	-0.154	1344	97.836
02/08/2013 12:49	3729600	1134.685	12.76	0.191	-0.155	1345	97.835
02/08/2013 13:49	3733200	1135.344	12.76	0.184	-0.148	1346	97.842
02/08/2013 14:49	3736800	1135.29	12.76	0.185	-0.149	1347	97.841
02/08/2013 15:49	3740400	1135.234	12.76	0.185	-0.149	1348	97.841
02/08/2013 16:49	3744000	1135.539	12.708	0.182	-0.146	1349	97.844
02/08/2013 17:49	3747600	1135.948	12.76	0.178	-0.142	1350	97.848
02/08/2013 18:49	3751200	1136.113	12.76	0.176	-0.14	1351	97.85
02/08/2013 19:49	3754800	1136.553	12.76	0.172	-0.136	1352	97.854
02/08/2013 20:49	3758400	1137.597	12.76	0.161	-0.125	1353	97.865
02/08/2013 21:49	3762000	1137.981	12.76	0.157	-0.121	1354	97.869
02/08/2013 22:49	3765600	1138.146	12.76	0.156	-0.12	1355	97.87
02/08/2013 23:49	3769200	1138.311	12.76	0.154	-0.118	1356	97.872
03/08/2013 00:49	3772800	1138.805	12.76	0.149	-0.113	1357	97.877
03/08/2013 01:49	3776400	1139.08	12.76	0.146	-0.11	1358	97.88
03/08/2013 02:49	3780000	1139.465	12.76	0.142	-0.106	1359	97.884
03/08/2013 03:49	3783600	1140.234	12.76	0.134	-0.098	1360	97.892
03/08/2013 04:49	3787200	1140.344	12.76	0.133	-0.097	1361	97.893
03/08/2013 05:49	3790800	1140.618	12.76	0.13	-0.094	1362	97.896
03/08/2013 06:49	3794400	1141.497	12.76	0.121	-0.085	1363	97.905
03/08/2013 07:49	3798000	1142.542	12.76	0.111	-0.075	1364	97.915
03/08/2013 08:49	3801600	1143.336	12.811	0.103	-0.067	1365	97.923
03/08/2013 09:49	3805200	1143.915	12.76	0.097	-0.061	1366	97.929
03/08/2013 10:49	3808800	1143.97	12.76	0.096	-0.06	1367	97.93
03/08/2013 11:49	3812400	1144.41	12.76	0.092	-0.056	1368	97.934
03/08/2013 12:49	3816000	1144.74	12.76	0.088	-0.052	1369	97.938
03/08/2013 13:49	3819600	1144.984	12.811	0.086	-0.05	1370	97.94
03/08/2013 14:49	3823200	1145.29	12.76	0.083	-0.047	1371	97.943
03/08/2013 15:49	3826800	1144.85	12.76	0.087	-0.051	1372	97.939
03/08/2013 16:49	3830400	1145.534	12.811	0.08	-0.044	1373	97.946
03/08/2013 17:49	3834000	1145.534	12.811	0.08	-0.044	1374	97.946
03/08/2013 18:49	3837600	1145.259	12.811	0.083	-0.047	1375	97.943
03/08/2013 19:49	3841200	1145.674	12.76	0.079	-0.043	1376	97.947
03/08/2013 20:49	3844800	1146.029	12.811	0.075	-0.039	1377	97.951
03/08/2013 21:49	3848400	1146.249	12.811	0.073	-0.037	1378	97.953
03/08/2013 22:49	3852000	1146.194	12.811	0.074	-0.038	1379	97.952
03/08/2013 23:49	3855600	1146.414	12.811	0.071	-0.035	1380	97.955
04/08/2013 00:49	3859200	1146.139	12.811	0.074	-0.038	1381	97.952
04/08/2013 01:49	3862800	1146.224	12.76	0.073	-0.037	1382	97.953
04/08/2013 02:49	3866400	1146.304	12.811	0.072	-0.036	1383	97.954
04/08/2013 03:49	3870000	1145.894	12.76	0.077	-0.041	1384	97.949
04/08/2013 04:49	3873600	1146.084	12.811	0.075	-0.039	1385	97.951
04/08/2013 05:49	3877200	1145.974	12.811	0.076	-0.04	1386	97.95
04/08/2013 06:49	3880800	1146.194	12.811	0.074	-0.038	1387	97.952
04/08/2013 07:49	3884400	1146.169	12.76	0.074	-0.038	1388	97.952
04/08/2013 08:49	3888000	1146.359	12.811	0.072	-0.036	1389	97.954
04/08/2013 09:49	3891600	1146.139	12.811	0.074	-0.038	1390	97.952
04/08/2013 10:49	3895200	1146.304	12.811	0.072	-0.036	1391	97.954
04/08/2013 11:49	3898800	1146.084	12.811	0.075	-0.039	1392	97.951
04/08/2013 12:49	3902400	1145.644	12.811	0.079	-0.043	1393	97.947
04/08/2013 13:49	3906000	1145.314	12.811	0.083	-0.047	1394	97.943
04/08/2013 14:49	3909600	1144.984	12.811	0.086	-0.05	1395	97.94
04/08/2013 15:49	3913200	1144.6	12.811	0.09	-0.054	1396	97.936
04/08/2013 16:49	3916800	1144.325	12.811	0.093	-0.057	1397	97.933
04/08/2013 17:49	3920400	1144.215	12.811	0.094	-0.058	1398	97.932
04/08/2013 18:49	3924000	1143.94	12.811	0.097	-0.061	1399	97.929
04/08/2013 19:49	3927600	1144.27	12.811	0.093	-0.057	1400	97.933
04/08/2013 20:49	3931200	1144.16	12.811	0.094	-0.058	1401	97.932
04/08/2013 21:49	3934800	1144.325	12.811	0.093	-0.057	1402	97.933

04/08/2013 22:49	3938400	1144.215	12.811	0.094	-0.058	1403	97.932
04/08/2013 23:49	3942000	1144.27	12.811	0.093	-0.057	1404	97.933
05/08/2013 00:49	3945600	1143.885	12.811	0.097	-0.061	1405	97.929
05/08/2013 01:49	3949200	1143.611	12.811	0.1	-0.064	1406	97.926
05/08/2013 02:49	3952800	1143.391	12.811	0.102	-0.066	1407	97.924
05/08/2013 03:49	3956400	1143.281	12.811	0.103	-0.067	1408	97.923
05/08/2013 04:49	3960000	1143.006	12.811	0.106	-0.07	1409	97.92
05/08/2013 05:49	3963600	1142.896	12.811	0.107	-0.071	1410	97.919
05/08/2013 06:49	3967200	1143.281	12.811	0.103	-0.067	1411	97.923
05/08/2013 07:49	3970800	1143.611	12.811	0.1	-0.064	1412	97.926
05/08/2013 08:49	3974400	1144.215	12.811	0.094	-0.058	1413	97.932
05/08/2013 09:49	3978000	1144.71	12.811	0.089	-0.053	1414	97.937
05/08/2013 10:49	3981600	1145.039	12.811	0.085	-0.049	1415	97.941
05/08/2013 11:49	3985200	1144.6	12.811	0.09	-0.054	1416	97.936
05/08/2013 12:49	3988800	1145.094	12.811	0.085	-0.049	1417	97.941
05/08/2013 13:49	3992400	1145.479	12.811	0.081	-0.045	1418	97.945
05/08/2013 14:49	3996000	1145.424	12.811	0.081	-0.045	1419	97.945
05/08/2013 15:49	3999600	1145.974	12.811	0.076	-0.04	1420	97.95
05/08/2013 16:49	4003200	1146.084	12.811	0.075	-0.039	1421	97.951
05/08/2013 17:49	4006800	1146.304	12.811	0.072	-0.036	1422	97.954
05/08/2013 18:49	4010400	1147.019	12.811	0.065	-0.029	1423	97.961
05/08/2013 19:49	4014000	1147.183	12.811	0.063	-0.027	1424	97.963
05/08/2013 20:49	4017600	1147.733	12.811	0.058	-0.022	1425	97.968
05/08/2013 21:49	4021200	1148.283	12.811	0.052	-0.016	1426	97.974
05/08/2013 22:49	4024800	1148.503	12.811	0.05	-0.014	1427	97.976
05/08/2013 23:49	4028400	1149.108	12.811	0.044	-0.008	1428	97.982
06/08/2013 00:49	4032000	1149.437	12.811	0.04	-0.004	1429	97.986
06/08/2013 01:49	4035600	1149.382	12.811	0.041	-0.005	1430	97.985
06/08/2013 02:49	4039200	1149.382	12.811	0.041	-0.005	1431	97.985
06/08/2013 03:49	4042800	1148.998	12.811	0.045	-0.009	1432	97.981
06/08/2013 04:49	4046400	1148.998	12.811	0.045	-0.009	1433	97.981
06/08/2013 05:49	4050000	1149.243	12.862	0.042	-0.006	1434	97.984
06/08/2013 06:49	4053600	1149.108	12.811	0.044	-0.008	1435	97.982
06/08/2013 07:49	4057200	1148.693	12.862	0.048	-0.012	1436	97.978
06/08/2013 08:49	4060800	1149.077	12.862	0.044	-0.008	1437	97.982
06/08/2013 09:49	4064400	1148.833	12.811	0.047	-0.011	1438	97.979
06/08/2013 10:49	4068000	1148.943	12.811	0.045	-0.009	1439	97.981
06/08/2013 11:49	4071600	1149.023	12.862	0.045	-0.009	1440	97.981
06/08/2013 12:49	4075200	1148.283	12.811	0.052	-0.016	1441	97.974
06/08/2013 13:49	4078800	1147.898	12.811	0.056	-0.02	1442	97.97
06/08/2013 14:49	4082400	1147.733	12.811	0.058	-0.022	1443	97.968
06/08/2013 15:49	4086000	1147.153	12.862	0.064	-0.028	1444	97.962
06/08/2013 16:49	4089600	1147.098	12.862	0.064	-0.028	1445	97.962
06/08/2013 17:49	4093200	1146.579	12.811	0.07	-0.034	1446	97.956
06/08/2013 18:49	4096800	1146.494	12.862	0.07	-0.034	1447	97.956
06/08/2013 19:49	4100400	1146.438	12.862	0.071	-0.035	1448	97.955
06/08/2013 20:49	4104000	1146.469	12.811	0.071	-0.035	1449	97.955
06/08/2013 21:49	4107600	1146.768	12.862	0.068	-0.032	1450	97.958
06/08/2013 22:49	4111200	1146.714	12.862	0.068	-0.032	1451	97.958
06/08/2013 23:49	4114800	1146.714	12.862	0.068	-0.032	1452	97.958
07/08/2013 00:49	4118400	1146.579	12.811	0.07	-0.034	1453	97.956
07/08/2013 01:49	4122000	1146.823	12.862	0.067	-0.031	1454	97.959
07/08/2013 02:49	4125600	1146.579	12.811	0.07	-0.034	1455	97.956
07/08/2013 03:49	4129200	1146.658	12.862	0.069	-0.033	1456	97.957
07/08/2013 04:49	4132800	1146.963	12.811	0.066	-0.03	1457	97.96
07/08/2013 05:49	4136400	1147.513	12.811	0.06	-0.024	1458	97.966
07/08/2013 06:49	4140000	1147.978	12.862	0.055	-0.019	1459	97.971
07/08/2013 07:49	4143600	1147.923	12.862	0.056	-0.02	1460	97.97
07/08/2013 08:49	4147200	1148.118	12.811	0.054	-0.018	1461	97.972
07/08/2013 09:49	4150800	1148.528	12.862	0.05	-0.014	1462	97.976
07/08/2013 10:49	4154400	1148.968	12.862	0.045	-0.009	1463	97.981
07/08/2013 11:49	4158000	1149.023	12.862	0.045	-0.009	1464	97.981
07/08/2013 12:49	4161600	1148.913	12.862	0.046	-0.01	1465	97.98
07/08/2013 13:49	4165200	1149.187	12.862	0.043	-0.007	1466	97.983
07/08/2013 14:49	4168800	1149.023	12.862	0.045	-0.009	1467	97.981
07/08/2013 15:49	4172400	1149.352	12.862	0.041	-0.005	1468	97.985
07/08/2013 16:49	4176000	1149.462	12.862	0.04	-0.004	1469	97.986
07/08/2013 17:49	4179600	1149.517	12.862	0.04	-0.004	1470	97.986
07/08/2013 18:49	4183200	1149.737	12.862	0.037	-0.001	1471	97.989
07/08/2013 19:49	4186800	1149.682	12.862	0.038	-0.002	1472	97.988
07/08/2013 20:49	4190400	1150.287	12.862	0.032	0.004	1473	97.994
07/08/2013 21:49	4194000	1150.617	12.862	0.028	0.008	1474	97.998
07/08/2013 22:49	4197600	1150.727	12.862	0.027	0.009	1475	97.999
07/08/2013 23:49	4201200	1150.397	12.862	0.031	0.005	1476	97.995
08/08/2013 00:49	4204800	1150.232	12.862	0.032	0.004	1477	97.994
08/08/2013 01:49	4208400	1150.452	12.862	0.03	0.006	1478	97.996
08/08/2013 02:49	4212000	1150.342	12.862	0.031	0.005	1479	97.995
08/08/2013 03:49	4215600	1150.452	12.862	0.03	0.006	1480	97.996
08/08/2013 04:49	4219200	1149.847	12.862	0.036	0	1481	97.99
08/08/2013 05:49	4222800	1149.792	12.862	0.037	-0.001	1482	97.989
08/08/2013 06:49	4226400	1150.067	12.862	0.034	0.002	1483	97.992
08/08/2013 07:49	4230000	1150.177	12.862	0.033	0.003	1484	97.993
08/08/2013 08:49	4233600	1150.012	12.862	0.035	0.001	1485	97.991
08/08/2013 09:49	4237200	1150.067	12.862	0.034	0.002	1486	97.992
08/08/2013 10:49	4240800	1149.847	12.862	0.036		1487	97.99

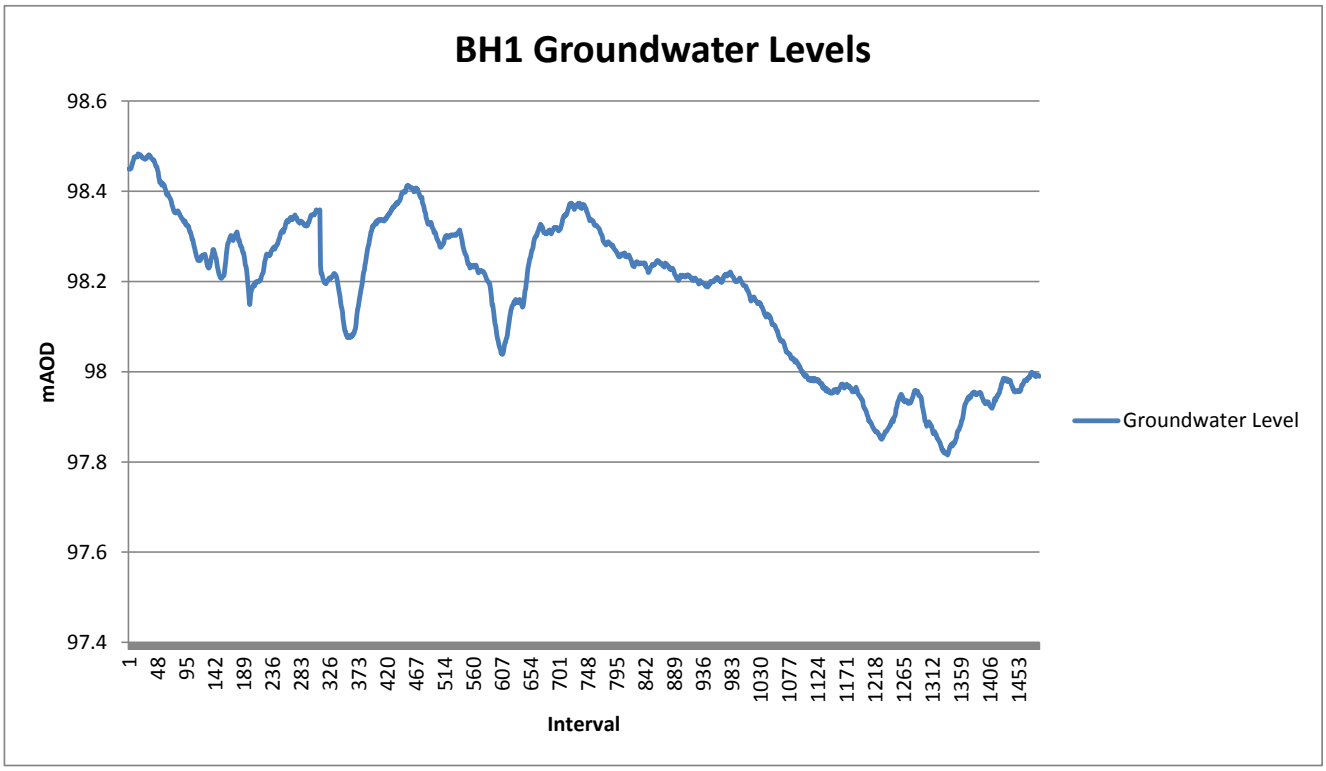
BH1 Groundwater Levels
98.6
98.4
98.2
98
97.8
97.6
97.4
mAOD
1
48
95
142
189
236
283
326
373
420
467
514
560
607
654
701
748
795
842
889
936
983
1030
1077
1124
1171
1218
1265
1312
1359
1406
1453
Interval
Groundwater Level

Report Date: 08/08/2013 12:05:05
Report User Name: dcasey
Report Computer Name: AWN_DELL_NB172
Application: WinSitu.exe
Application Version: 5.6.22.4

Log File Properties:
File Name: BH2_2013-08-08_12-05-03-566.wsl
Create Date: 08/08/2013 12:05:00

Device Properties:
Device: Rugged TROLL 100
Site: Coolnabacky BH 2 SN339178
Device Name:
Serial Number: 339178
Firmware Version: 1.01
Hardware Version: 0
Device Address: 1
Device Comm Cfg: 19200,8,Even,1,(Modbus-RTU)
Used Memory(%): 0
Used Battery(%): 1

Log Configuration
Log Name: BH2
Created By: btiernan
Computer Name: BTIERNAN-HP
Application: WinSitu.exe
Application Version: 5.6.24.4
Create Date: 20/06/2013 09:41:33 GMT Daylight Time
Log Setup Time Zone: GMT Daylight Time
Notes Size(bytes): 4096
Overwrite when full: Disabled
Scheduled Start Time: 20/06/2013 10:00:00 GMT Daylight Time
Scheduled Stop Time: No Stop Time
Type: Linear
Interval: Days: 0 hrs: 01 mins: 00 secs: 00

Level Reference Settings At Log Creation
Level Measurement Mode: Level Depth To Water
Specific Gravity: 0.999
Level Reference Mode: Set new reference
Level Reference Value: 1.44 (m)
Level Reference Head Pressure: 1000.25 (mBar)

Other Log Settings
Depth of Probe: 10.2096 (m)
Head Pressure: 1000.22 (mBar)
Temperature: 25.786 (C)

Log Notes:

Date and Time	Note
20/06/2013 09:41:51	Used Battery: 1% Used Memory: 6% User Name: btiernan
20/06/2013 09:41:59	Manual Start Command
30/06/2013 13:41:40	Log Download - Used Battery: 1% Used Memory: 6% User Name: btiernan
08/08/2013 12:04:46	Log Download - Used Battery: 2% Used Memory: 6% User Name: dcasey

---

Log Data:
Record Count: 1179
Sensors: 1
1 - 339178: Pressure/Temp PSIA (9m/30ft)
Time Zone: GMT Daylight Time

Date and Time	Elapsed Time Seconds	Sensor: Pres(A) 30ft SN#: 339178 Pressure (mBar)		Sensor: Pres(A) 30ft SN#: 339178 Temperature (C)		Sensor: Pres(A) 30ft SN#: 339178 Level Depth To Water (m)	
06/06/2013 15:00	0	1282.114	9.49	-1.392	1		98.08
06/06/2013 16:00	3600.001	1282.311	9.438	-1.394	2	0.002	98.082
06/06/2013 17:00	7200.001	1282.224	9.49	-1.393	3	0.001	98.081
06/06/2013 18:00	10800	1282.476	9.438	-1.396	4	0.004	98.084
06/06/2013 19:00	14400	1282.697	9.438	-1.398	5	0.006	98.086
06/06/2013 20:00	18000	1283.358	9.438	-1.405	6	0.013	98.093
06/06/2013 21:00	21600	1283.634	9.438	-1.408	7	0.016	98.096
06/06/2013 22:00	25200	1284.185	9.438	-1.413	8	0.021	98.101
06/06/2013 23:00	28800	1284.516	9.438	-1.417	9	0.025	98.105
07/06/2013 00:00	32400	1284.792	9.438	-1.42	10	0.028	98.108
07/06/2013 01:00	36000	1284.792	9.438	-1.42	11	0.028	98.108
07/06/2013 02:00	39600	1285.233	9.438	-1.424	12	0.032	98.112
07/06/2013 03:00	43200	1285.398	9.438	-1.426	13	0.034	98.114
07/06/2013 04:00	46800	1284.981	9.49	-1.422	14	0.03	98.11
07/06/2013 05:00	50400	1285.036	9.49	-1.422	15	0.03	98.11
07/06/2013 06:00	54000	1285.202	9.49	-1.424	16	0.032	98.112
07/06/2013 07:00	57600	1285.532	9.49	-1.427	17	0.035	98.115
07/06/2013 08:00	61200	1285.477	9.49	-1.427	18	0.035	98.115
07/06/2013 09:00	64800	1285.146	9.49	-1.423	19	0.031	98.111
07/06/2013 10:00	68400	1285.509	9.438	-1.427	20	0.035	98.115
07/06/2013 11:00	72000	1285.398	9.438	-1.426	21	0.034	98.114
07/06/2013 12:00	75600	1285.619	9.438	-1.428	22	0.036	98.116
07/06/2013 13:00	79200	1285.367	9.49	-1.426	23	0.034	98.114

07/06/2013 14:00	82800	1285.123	9.438	-1.423	24	0.031	98.111
07/06/2013 15:00	86400	1285.367	9.49	-1.426	25	0.034	98.114
07/06/2013 16:00	90000	1284.926	9.49	-1.421	26	0.029	98.109
07/06/2013 17:00	93600	1284.54	9.49	-1.417	27	0.025	98.105
07/06/2013 18:00	97200	1284.65	9.49	-1.418	28	0.026	98.106
07/06/2013 19:00	100800	1284.54	9.49	-1.417	29	0.025	98.105
07/06/2013 20:00	104400	1285.091	9.49	-1.423	30	0.031	98.111
07/06/2013 21:00	108000	1284.981	9.49	-1.422	31	0.03	98.11
07/06/2013 22:00	111600	1285.587	9.49	-1.428	32	0.036	98.116
07/06/2013 23:00	115200	1285.422	9.49	-1.426	33	0.034	98.114
08/06/2013 00:00	118800	1286.029	9.49	-1.432	34	0.04	98.12
08/06/2013 01:00	122400	1285.863	9.49	-1.431	35	0.039	98.119
08/06/2013 02:00	126000	1285.422	9.49	-1.426	36	0.034	98.114
08/06/2013 03:00	129600	1285.367	9.49	-1.426	37	0.034	98.114
08/06/2013 04:00	133200	1284.871	9.49	-1.42	38	0.028	98.108
08/06/2013 05:00	136800	1285.312	9.49	-1.425	39	0.033	98.113
08/06/2013 06:00	140400	1285.202	9.49	-1.424	40	0.032	98.112
08/06/2013 07:00	144000	1285.06	9.542	-1.422	41	0.03	98.11
08/06/2013 08:00	147600	1284.595	9.49	-1.418	42	0.026	98.106
08/06/2013 09:00	151200	1284.54	9.49	-1.417	43	0.025	98.105
08/06/2013 10:00	154800	1284.398	9.542	-1.416	44	0.024	98.104
08/06/2013 11:00	158400	1283.713	9.49	-1.409	45	0.017	98.097
08/06/2013 12:00	162000	1283.382	9.49	-1.405	46	0.013	98.093
08/06/2013 13:00	165600	1283.106	9.49	-1.402	47	0.01	98.09
08/06/2013 14:00	169200	1282.445	9.49	-1.396	48	0.004	98.084
08/06/2013 15:00	172800	1282.004	9.49	-1.391	49	-0.001	98.079
08/06/2013 16:00	176400	1281.507	9.49	-1.386	50	-0.006	98.074
08/06/2013 17:00	180000	1280.846	9.49	-1.379	51	-0.013	98.067
08/06/2013 18:00	183600	1280.405	9.49	-1.375	52	-0.017	98.063
08/06/2013 19:00	187200	1280.295	9.49	-1.374	53	-0.018	98.062
08/06/2013 20:00	190800	1280.318	9.542	-1.374	54	-0.018	98.062
08/06/2013 21:00	194400	1279.854	9.49	-1.369	55	-0.023	98.057
08/06/2013 22:00	198000	1279.909	9.49	-1.37	56	-0.022	98.058
08/06/2013 23:00	201600	1280.019	9.49	-1.371	57	-0.021	98.059
09/06/2013 00:00	205200	1279.822	9.542	-1.369	58	-0.023	98.057
09/06/2013 01:00	208800	1279.547	9.542	-1.366	59	-0.026	98.054
09/06/2013 02:00	212400	1278.94	9.542	-1.36	60	-0.032	98.048
09/06/2013 03:00	216000	1278.554	9.542	-1.356	61	-0.036	98.044
09/06/2013 04:00	219600	1278.058	9.542	-1.351	62	-0.041	98.039
09/06/2013 05:00	223200	1277.924	9.49	-1.35	63	-0.042	98.038
09/06/2013 06:00	226800	1277.924	9.49	-1.35	64	-0.042	98.038
09/06/2013 07:00	230400	1277.728	9.542	-1.348	65	-0.044	98.036
09/06/2013 08:00	234000	1277.484	9.49	-1.345	66	-0.047	98.033
09/06/2013 09:00	237600	1277.728	9.542	-1.348	67	-0.044	98.036
09/06/2013 10:00	241200	1277.232	9.542	-1.342	68	-0.05	98.03
09/06/2013 11:00	244800	1276.625	9.542	-1.336	69	-0.056	98.024
09/06/2013 12:00	248400	1276.515	9.542	-1.335	70	-0.057	98.023
09/06/2013 13:00	252000	1276.24	9.542	-1.332	71	-0.06	98.02
09/06/2013 14:00	255600	1275.633	9.542	-1.326	72	-0.066	98.014
09/06/2013 15:00	259200	1274.917	9.542	-1.319	73	-0.073	98.007
09/06/2013 16:00	262800	1274.752	9.542	-1.317	74	-0.075	98.005
09/06/2013 17:00	266400	1273.87	9.542	-1.308	75	-0.084	97.996
09/06/2013 18:00	270000	1273.838	9.593	-1.308	76	-0.084	97.996
09/06/2013 19:00	273600	1273.759	9.542	-1.307	77	-0.085	97.995
09/06/2013 20:00	277200	1273.594	9.542	-1.305	78	-0.087	97.993
09/06/2013 21:00	280800	1274.201	9.542	-1.312	79	-0.08	98
09/06/2013 22:00	284400	1274.696	9.542	-1.317	80	-0.075	98.005
09/06/2013 23:00	288000	1274.421	9.542	-1.314	81	-0.078	98.002
10/06/2013 00:00	291600	1274.279	9.593	-1.312	82	-0.08	98
10/06/2013 01:00	295200	1274.169	9.593	-1.311	83	-0.081	97.999
10/06/2013 02:00	298800	1273.728	9.593	-1.307	84	-0.085	97.995
10/06/2013 03:00	302400	1273.507	9.593	-1.304	85	-0.088	97.992
10/06/2013 04:00	306000	1273.287	9.593	-1.302	86	-0.09	97.99
10/06/2013 05:00	309600	1272.901	9.593	-1.298	87	-0.094	97.986
10/06/2013 06:00	313200	1272.547	9.542	-1.295	88	-0.097	97.983
10/06/2013 07:00	316800	1272.626	9.593	-1.295	89	-0.097	97.983
10/06/2013 08:00	320400	1272.658	9.542	-1.296	90	-0.096	97.984
10/06/2013 09:00	324000	1272.626	9.593	-1.295	91	-0.097	97.983
10/06/2013 10:00	327600	1272.02	9.593	-1.289	92	-0.103	97.977
10/06/2013 11:00	331200	1272.24	9.593	-1.292	93	-0.1	97.98
10/06/2013 12:00	334800	1271.799	9.593	-1.287	94	-0.105	97.975
10/06/2013 13:00	338400	1271.689	9.593	-1.286	95	-0.106	97.974
10/06/2013 14:00	342000	1271.248	9.593	-1.281	96	-0.111	97.969
10/06/2013 15:00	345600	1271.634	9.593	-1.285	97	-0.107	97.973
10/06/2013 16:00	349200	1271.225	9.542	-1.281	98	-0.111	97.969
10/06/2013 17:00	352800	1271.115	9.542	-1.28	99	-0.112	97.968
10/06/2013 18:00	356400	1270.752	9.593	-1.276	100	-0.116	97.964
10/06/2013 19:00	360000	1270.036	9.593	-1.269	101	-0.123	97.957
10/06/2013 20:00	363600	1269.54	9.593	-1.264	102	-0.128	97.952
10/06/2013 21:00	367200	1269.792	9.542	-1.267	103	-0.125	97.955
10/06/2013 22:00	370800	1269.265	9.593	-1.261	104	-0.131	97.949
10/06/2013 23:00	374400	1268.714	9.593	-1.256	105	-0.136	97.944
11/06/2013 00:00	378000	1268.273	9.593	-1.251	106	-0.141	97.939
11/06/2013 01:00	381600	1267.667	9.593	-1.245	107	-0.147	97.933
11/06/2013 02:00	385200	1267.227	9.593	-1.24	108	-0.152	97.928
11/06/2013 03:00	388800	1266.345	9.593	-1.231	109	-0.161	97.919
11/06/2013 04:00	392400	1265.464	9.593	-1.222	110	-0.17	97.91
11/06/2013 05:00	396000	1265.188	9.593	-1.22	111	-0.172	97.908
11/06/2013 06:00	399600	1264.748	9.593	-1.215	112	-0.177	97.903
11/06/2013 07:00	403200	1264.495	9.645	-1.212	113	-0.18	97.9
11/06/2013 08:00	406800	1263.89	9.645	-1.206	114	-0.186	97.894
11/06/2013 09:00	410400	1263.977	9.593	-1.207	115	-0.185	97.895
11/06/2013 10:00	414000	1263.756	9.593	-1.205	116	-0.187	97.893
11/06/2013 11:00	417600	1263.78	9.645	-1.205	117	-0.187	97.893
11/06/2013 12:00	421200	1264.087	9.593	-1.208	118	-0.184	97.896
11/06/2013 13:00	424800	1264.33	9.645	-1.211	119	-0.181	97.899
11/06/2013 14:00	428400	1264.803	9.593	-1.216	120	-0.176	97.904
11/06/2013 15:00	432000	1265.322	9.645	-1.221	121	-0.171	97.909
11/06/2013 16:00	435600	1265.212	9.645	-1.22	122	-0.172	97.908

11/06/2013 17:00	439200	1265.078	9.593	-1.218	123	-0.174	97.906
11/06/2013 18:00	442800	1265.102	9.645	-1.219	124	-0.173	97.907
11/06/2013 19:00	446400	1265.299	9.593	-1.221	125	-0.171	97.909
11/06/2013 20:00	450000	1264.968	9.593	-1.217	126	-0.175	97.905
11/06/2013 21:00	453600	1264.826	9.645	-1.216	127	-0.176	97.904
11/06/2013 22:00	457200	1264.33	9.645	-1.211	128	-0.181	97.899
11/06/2013 23:00	460800	1263.449	9.645	-1.202	129	-0.19	97.89
12/06/2013 00:00	464400	1262.788	9.645	-1.195	130	-0.197	97.883
12/06/2013 01:00	468000	1262.568	9.645	-1.193	131	-0.199	97.881
12/06/2013 02:00	471600	1262.292	9.645	-1.19	132	-0.202	97.878
12/06/2013 03:00	475200	1262.513	9.645	-1.192	133	-0.2	97.88
12/06/2013 04:00	478800	1262.898	9.645	-1.196	134	-0.196	97.884
12/06/2013 05:00	482400	1263.614	9.645	-1.203	135	-0.189	97.891
12/06/2013 06:00	486000	1264.275	9.645	-1.21	136	-0.182	97.898
12/06/2013 07:00	489600	1264.44	9.645	-1.212	137	-0.18	97.9
12/06/2013 08:00	493200	1264.991	9.645	-1.218	138	-0.174	97.906
12/06/2013 09:00	496800	1265.873	9.645	-1.227	139	-0.165	97.915
12/06/2013 10:00	500400	1265.873	9.645	-1.227	140	-0.165	97.915
12/06/2013 11:00	504000	1265.487	9.645	-1.223	141	-0.169	97.911
12/06/2013 12:00	507600	1265.102	9.645	-1.219	142	-0.173	97.907
12/06/2013 13:00	511200	1264.606	9.645	-1.214	143	-0.178	97.902
12/06/2013 14:00	514800	1264.44	9.645	-1.212	144	-0.18	97.9
12/06/2013 15:00	518400	1262.898	9.645	-1.196	145	-0.196	97.884
12/06/2013 16:00	522000	1262.623	9.645	-1.193	146	-0.199	97.881
12/06/2013 17:00	525600	1261.797	9.645	-1.185	147	-0.207	97.873
12/06/2013 18:00	529200	1261.466	9.645	-1.182	148	-0.21	97.87
12/06/2013 19:00	532800	1260.774	9.697	-1.174	149	-0.218	97.862
12/06/2013 20:00	536400	1260.42	9.645	-1.171	150	-0.221	97.859
12/06/2013 21:00	540000	1260.034	9.645	-1.167	151	-0.225	97.855
12/06/2013 22:00	543600	1259.782	9.697	-1.164	152	-0.228	97.852
12/06/2013 23:00	547200	1260.09	9.645	-1.167	153	-0.225	97.855
13/06/2013 00:00	550800	1260.168	9.697	-1.168	154	-0.224	97.856
13/06/2013 01:00	554400	1260.168	9.697	-1.168	155	-0.224	97.856
13/06/2013 02:00	558000	1260.278	9.697	-1.169	156	-0.223	97.857
13/06/2013 03:00	561600	1260.609	9.697	-1.173	157	-0.219	97.861
13/06/2013 04:00	565200	1261.521	9.645	-1.182	158	-0.21	
13/06/2013 05:00	568800	1262.536	9.697	-1.192	159	-0.2	
13/06/2013 06:00	572400	1263.638	9.697	-1.204	160	-0.188	
13/06/2013 07:00	576000	1265.015	9.697	-1.218	161	-0.174	
13/06/2013 08:00	579600	1266.117	9.697	-1.229	162	-0.163	
13/06/2013 09:00	583200	1267.108	9.697	-1.239	163	-0.153	
13/06/2013 10:00	586800	1267.659	9.697	-1.245	164	-0.147	
13/06/2013 11:00	590400	1267.769	9.697	-1.246	165	-0.146	
13/06/2013 12:00	594000	1268.155	9.697	-1.25	166	-0.142	
13/06/2013 13:00	597600	1268.596	9.697	-1.254	167	-0.138	
13/06/2013 14:00	601200	1269.202	9.697	-1.261	168	-0.131	
13/06/2013 15:00	604800	1269.642	9.697	-1.265	169	-0.127	
13/06/2013 16:00	608400	1256.013	10.007	-1.126	170	-0.266	97.814
13/06/2013 17:00	612000	1256.438	9.852	-1.13	171	-0.262	97.818
13/06/2013 18:00	615600	1256.085	9.8	-1.127	172	-0.265	97.815
13/06/2013 19:00	619200	1257.241	9.8	-1.138	173	-0.254	97.826
13/06/2013 20:00	622800	1257.406	9.8	-1.14	174	-0.252	97.828
13/06/2013 21:00	626400	1257.682	9.8	-1.143	175	-0.249	97.831
13/06/2013 22:00	630000	1257.682	9.8	-1.143	176	-0.249	97.831
13/06/2013 23:00	633600	1257.517	9.8	-1.141	177	-0.251	97.829
14/06/2013 00:00	637200	1257.485	9.852	-1.141	178	-0.251	97.829
14/06/2013 01:00	640800	1256.911	9.8	-1.135	179	-0.257	97.823
14/06/2013 02:00	644400	1256.305	9.8	-1.129	180	-0.263	97.817
14/06/2013 03:00	648000	1256.25	9.8	-1.128	181	-0.264	97.816
14/06/2013 04:00	651600	1255.589	9.8	-1.122	182	-0.27	97.81
14/06/2013 05:00	655200	1255.227	9.852	-1.118	183	-0.274	97.806
14/06/2013 06:00	658800	1254.708	9.8	-1.113	184	-0.279	97.801
14/06/2013 07:00	662400	1254.048	9.8	-1.106	185	-0.286	97.794
14/06/2013 08:00	666000	1254.048	9.8	-1.106	186	-0.286	97.794
14/06/2013 09:00	669600	1253.882	9.8	-1.104	187	-0.288	97.792
14/06/2013 10:00	673200	1253.277	9.8	-1.098	188	-0.294	97.786
14/06/2013 11:00	676800	1252.529	9.852	-1.09	189	-0.302	97.778
14/06/2013 12:00	680400	1252.144	9.852	-1.086	190	-0.306	97.774
14/06/2013 13:00	684000	1251.185	9.8	-1.077	191	-0.315	97.765
14/06/2013 14:00	687600	1250.69	9.8	-1.072	192	-0.32	97.76
14/06/2013 15:00	691200	1249.919	9.8	-1.064	193	-0.328	97.752
14/06/2013 16:00	694800	1248.731	9.852	-1.052	194	-0.34	97.74
14/06/2013 17:00	698400	1247.575	9.852	-1.04	195	-0.352	97.728
14/06/2013 18:00	702000	1245.539	9.852	-1.019	196	-0.373	97.707
14/06/2013 19:00	705600	1243.613	9.852	-0.999	197	-0.393	97.687
14/06/2013 20:00	709200	1242.183	9.852	-0.985	198	-0.407	97.673
14/06/2013 21:00	712800	1243.668	9.852	-1	199	-0.392	97.688
14/06/2013 22:00	716400	1244.824	9.852	-1.012	200	-0.38	97.7
14/06/2013 23:00	720000	1245.924	9.852	-1.023	201	-0.369	97.711
15/06/2013 00:00	723600	1246.42	9.852	-1.028	202	-0.364	97.716
15/06/2013 01:00	727200	1246.695	9.852	-1.031	203	-0.361	97.719
15/06/2013 02:00	730800	1246.994	9.903	-1.034	204	-0.358	97.722
15/06/2013 03:00	734400	1246.31	9.852	-1.027	205	-0.365	97.715
15/06/2013 04:00	738000	1246.365	9.852	-1.027	206	-0.365	97.715
15/06/2013 05:00	741600	1246.475	9.852	-1.029	207	-0.363	97.717
15/06/2013 06:00	745200	1246.53	9.852	-1.029	208	-0.363	97.717
15/06/2013 07:00	748800	1246.805	9.852	-1.032	209	-0.36	97.72
15/06/2013 08:00	752400	1246.773	9.903	-1.032	210	-0.36	97.72
15/06/2013 09:00	756000	1246.805	9.852	-1.032	211	-0.36	97.72
15/06/2013 10:00	759600	1247.025	9.852	-1.034	212	-0.358	97.722
15/06/2013 11:00	763200	1246.938	9.903	-1.033	213	-0.359	97.721
15/06/2013 12:00	766800	1247.135	9.852	-1.035	214	-0.357	97.723
15/06/2013 13:00	770400	1247.103	9.903	-1.035	215	-0.357	97.723
15/06/2013 14:00	774000	1247.851	9.852	-1.043	216	-0.349	97.731
15/06/2013 15:00	777600	1247.929	9.903	-1.043	217	-0.349	97.731
15/06/2013 16:00	781200	1247.709	9.903	-1.041	218	-0.351	97.729
15/06/2013 17:00	784800	1248.755	9.903	-1.052	219	-0.34	97.74
15/06/2013 18:00	788400	1248.952	9.852	-1.054	220	-0.338	97.742
15/06/2013 19:00	792000	1249.855	9.903	-1.063	221	-0.329	97.751

15/06/2013 20:00	795600	1250.704	9.955	-1.072	222	-0.32	97.76	
15/06/2013 21:00	799200	1251.428	9.852	-1.079	223	-0.313	97.767	
15/06/2013 22:00	802800	1251.892	9.903	-1.084	224	-0.308	97.772	
15/06/2013 23:00	806400	1252.333	9.903	-1.088	225	-0.304	97.776	
16/06/2013 00:00	810000	1252.773	9.903	-1.093	226	-0.299	97.781	
16/06/2013 01:00	813600	1252.718	9.903	-1.092	227	-0.3	97.78	
16/06/2013 02:00	817200	1252.883	9.903	-1.094	228	-0.298	97.782	
16/06/2013 03:00	820800	1252.773	9.903	-1.093	229	-0.299	97.781	
16/06/2013 04:00	824400	1252.883	9.903	-1.094	230	-0.298	97.782	
16/06/2013 05:00	828000	1252.466	9.955	-1.09	231	-0.302	97.778	
16/06/2013 06:00	831600	1253.268	9.903	-1.098	232	-0.294	97.786	
16/06/2013 07:00	835200	1253.048	9.903	-1.096	233	-0.296	97.784	
16/06/2013 08:00	838800	1253.654	9.903	-1.102	234	-0.29	97.79	
16/06/2013 09:00	842400	1253.709	9.903	-1.102	235	-0.29	97.79	
16/06/2013 10:00	846000	1254.338	9.955	-1.109	236	-0.283	97.797	
16/06/2013 11:00	849600	1254.007	9.955	-1.105	237	-0.287	97.793	
16/06/2013 12:00	853200	1254.039	9.903	-1.106	238	-0.286	97.794	
16/06/2013 13:00	856800	1253.984	9.903	-1.105	239	-0.287	97.793	
16/06/2013 14:00	860400	1254.094	9.903	-1.106	240	-0.286	97.794	
16/06/2013 15:00	864000	1254.425	9.903	-1.11	241	-0.282	97.798	
16/06/2013 16:00	867600	1254.535	9.903	-1.111	242	-0.281	97.799	
16/06/2013 17:00	871200	1254.833	9.955	-1.114	243	-0.278	97.802	
16/06/2013 18:00	874800	1255.219	9.955	-1.118	244	-0.274	97.806	
16/06/2013 19:00	878400	1255.494	9.955	-1.121	245	-0.271	97.809	
16/06/2013 20:00	882000	1255.769	9.955	-1.123	246	-0.269	97.811	
16/06/2013 21:00	885600	1256.1	9.955	-1.127	247	-0.265	97.815	
16/06/2013 22:00	889200	1256.65	9.955	-1.132	248	-0.26	97.82	
16/06/2013 23:00	892800	1257.343	9.903	-1.139	249	-0.253	97.827	
17/06/2013 00:00	896400	1258.137	9.955	-1.148	250	-0.244	97.836	
17/06/2013 01:00	900000	1257.94	10.007	-1.146	251	-0.246	97.834	
17/06/2013 02:00	903600	1258.027	9.955	-1.146	252	-0.246	97.834	
17/06/2013 03:00	907200	1257.917	9.955	-1.145	253	-0.247	97.833	
17/06/2013 04:00	910800	1257.862	9.955	-1.145	254	-0.247	97.833	
17/06/2013 05:00	914400	1258.302	9.955	-1.149	255	-0.243	97.837	
17/06/2013 06:00	918000	1258.523	9.955	-1.151	256	-0.241	97.839	
17/06/2013 07:00	921600	1259.018	9.955	-1.157	257	-0.235	97.845	
17/06/2013 08:00	925200	1260.12	9.955	-1.168	258	-0.224	97.856	
17/06/2013 09:00	928800	1260.253	10.007	-1.169	259	-0.223	97.857	
17/06/2013 10:00	932400	1260.01	9.955	-1.167	260	-0.225	97.855	
17/06/2013 11:00	936000	1259.923	10.007	-1.166	261	-0.226	97.854	
17/06/2013 12:00	939600	1260.473	10.007	-1.171	262	-0.221	97.859	
17/06/2013 13:00	943200	1260.143	10.007	-1.168	263	-0.224	97.856	
17/06/2013 14:00	946800	1261.079	10.007	-1.178	264	-0.214	97.866	
17/06/2013 15:00	950400	1261.024	10.007	-1.177	265	-0.215	97.865	
17/06/2013 16:00	954000	1261.024	10.007	-1.177	266	-0.215	97.865	
17/06/2013 17:00	957600	1260.308	10.007	-1.17	267	-0.222	97.858	
17/06/2013 18:00	961200	1260.285	9.955	-1.169	268	-0.223	97.857	
17/06/2013 19:00	964800	1260.253	10.007	-1.169	269	-0.223	97.857	
17/06/2013 20:00	968400	1260.67	9.955	-1.173	270	-0.219	97.861	
17/06/2013 21:00	972000	1260.859	10.007	-1.175	271	-0.217	97.863	
17/06/2013 22:00	975600	1261.355	10.007	-1.18	272	-0.212	97.868	
17/06/2013 23:00	979200	1261.024	10.007	-1.177	273	-0.215	97.865	
18/06/2013 00:00	982800	1260.694	10.007	-1.174	274	-0.218	97.862	
18/06/2013 01:00	986400	1260.725	9.955	-1.174	275	-0.218	97.862	
18/06/2013 02:00	990000	1260.804	10.007	-1.175	276	-0.217	97.863	
18/06/2013 03:00	993600	1260.529	10.007	-1.172	277	-0.22	97.86	
18/06/2013 04:00	997200	1260.221	10.058	-1.169	278	-0.223	97.857	
18/06/2013 05:00	1000800	1259.891	10.058	-1.165	279	-0.227	97.853	
18/06/2013 06:00	1004400	1260.033	10.007	-1.167	280	-0.225	97.855	
18/06/2013 07:00	1008000	1259.923	10.007	-1.166	281	-0.226	97.854	
18/06/2013 08:00	1011600	1260.253	10.007	-1.169	282	-0.223	97.857	
18/06/2013 09:00	1015200	1260.198	10.007	-1.169	283	-0.223	97.857	
18/06/2013 10:00	1018800	1260.143	10.007	-1.168	284	-0.224	97.856	
18/06/2013 11:00	1022400	1259.781	10.058	-1.164	285	-0.228	97.852	
18/06/2013 12:00	1026000	1259.671	10.058	-1.163	286	-0.229	97.851	
18/06/2013 13:00	1029600	1259.561	10.058	-1.162	287	-0.23	97.85	
18/06/2013 14:00	1033200	1259.482	10.007	-1.161	288	-0.231	97.849	
18/06/2013 15:00	1036800	1259.34	10.058	-1.16	289	-0.232	97.848	
18/06/2013 16:00	1040400	1259.317	10.007	-1.16	290	-0.232	97.848	
18/06/2013 17:00	1044000	1259.506	10.058	-1.162	291	-0.23	97.85	
18/06/2013 18:00	1047600	1259.45	10.058	-1.161	292	-0.231	97.849	
18/06/2013 19:00	1051200	1259.427	10.007	-1.161	293	-0.231	97.849	
18/06/2013 20:00	1054800	1259.726	10.058	-1.164	294	-0.228	97.852	
18/06/2013 21:00	1058400	1260.056	10.058	-1.167	295	-0.225	97.855	
18/06/2013 22:00	1062000	1260.993	10.058	-1.177	296	-0.215	97.865	
18/06/2013 23:00	1065600	1260.717	10.058	-1.174	297	-0.218	97.862	
19/06/2013 00:00	1069200	1261.268	10.058	-1.18	298	-0.212	97.868	
19/06/2013 01:00	1072800	1261.709	10.058	-1.184	299	-0.208	97.872	
19/06/2013 02:00	1076400	1262.071	10.007	-1.188	300	-0.204	97.876	
19/06/2013 03:00	1080000	1261.984	10.058	-1.187	301	-0.205	97.875	
19/06/2013 04:00	1083600	1262.039	10.058	-1.187	302	-0.205	97.875	
19/06/2013 05:00	1087200	1262.149	10.058	-1.189	303	-0.203	97.877	
19/06/2013 06:00	1090800	1262.315	10.058	-1.19	304	-0.202	97.878	
19/06/2013 07:00	1094400	1262.59	10.058	-1.193	305	-0.199	97.881	
19/06/2013 08:00	1098000	1262.92	10.058	-1.196	306	-0.196	97.884	
19/06/2013 09:00	1101600	1262.92	10.058	-1.196	307	-0.196	97.884	
19/06/2013 10:00	1105200	1263.251	10.058	-1.2	308	-0.192	97.888	
20/06/2013 09:41	0	1000.185	25.834	1.441				
20/06/2013 10:41	3600	1247.321	10.265	-1.082				
20/06/2013 11:41	7200	1246.802	10.213	-1.077	310	-0.176	97.884	97.764
20/06/2013 12:41	10800	1245.481	10.213	-1.063	311	-0.181	97.879	97.759
20/06/2013 13:41	14400	1247.023	10.213	-1.079	312	-0.195	97.865	97.745
20/06/2013 14:41	18000	1245.151	10.213	-1.06	313	-0.179	97.881	97.761
20/06/2013 15:41	21600	1245.041	10.213	-1.059	314	-0.198	97.862	97.742
20/06/2013 16:41	25200	1244.656	10.213	-1.055	315	-0.199	97.861	97.741
20/06/2013 17:41	28800	1244.436	10.213	-1.052	316	-0.203	97.857	97.737
20/06/2013 18:41	32400	1244.601	10.213	-1.054	317	-0.206	97.854	97.734
20/06/2013 19:41	36000	1244.326	10.213	-1.051	318	-0.204	97.856	97.736

20/06/2013 20:41	39600	1244.601	10.213	-1.054	319	-0.207	97.853	97.733
20/06/2013 21:41	43200	1244.931	10.213	-1.058	320	-0.204	97.856	97.736
20/06/2013 22:41	46800	1244.743	10.161	-1.056	321	-0.2	97.86	97.74
20/06/2013 23:41	50400	1245.151	10.213	-1.06	322	-0.202	97.858	97.738
21/06/2013 00:41	54000	1245.073	10.161	-1.059	323	-0.198	97.862	97.742
21/06/2013 01:41	57600	1245.427	10.213	-1.063	324	-0.199	97.861	97.741
21/06/2013 02:41	61200	1245.505	10.265	-1.063	325	-0.195	97.865	97.745
21/06/2013 03:41	64800	1245.371	10.213	-1.062	326	-0.195	97.865	97.745
21/06/2013 04:41	68400	1245.922	10.213	-1.068	327	-0.196	97.864	97.744
21/06/2013 05:41	72000	1245.789	10.161	-1.066	328	-0.19	97.87	97.75
21/06/2013 06:41	75600	1246.252	10.213	-1.071	329	-0.192	97.868	97.748
21/06/2013 07:41	79200	1246.527	10.213	-1.074	330	-0.187	97.873	97.753
21/06/2013 08:41	82800	1246.417	10.213	-1.073	331	-0.184	97.876	97.756
21/06/2013 09:41	86400	1246.693	10.213	-1.076	332	-0.185	97.875	97.755
21/06/2013 10:41	90000	1246.582	10.213	-1.074	333	-0.182	97.878	97.758
21/06/2013 11:41	93600	1246.307	10.213	-1.072	334	-0.184	97.876	97.756
21/06/2013 12:41	97200	1246.032	10.213	-1.069	335	-0.186	97.874	97.754
21/06/2013 13:41	100800	1245.427	10.213	-1.063	336	-0.189	97.871	97.751
21/06/2013 14:41	104400	1244.876	10.213	-1.057	337	-0.195	97.865	97.745
21/06/2013 15:41	108000	1244.106	10.213	-1.049	338	-0.201	97.859	97.739
21/06/2013 16:41	111600	1243.39	10.213	-1.042	339	-0.209	97.851	97.731
21/06/2013 17:41	115200	1242.455	10.213	-1.032	340	-0.216	97.844	97.724
21/06/2013 18:41	118800	1242.148	10.265	-1.029	341	-0.226	97.834	97.714
21/06/2013 19:41	122400	1241.102	10.265	-1.018	342	-0.229	97.831	97.711
21/06/2013 20:41	126000	1239.759	10.213	-1.005	343	-0.24	97.82	97.7
21/06/2013 21:41	129600	1239.011	10.265	-0.997	344	-0.253	97.807	97.687
21/06/2013 22:41	133200	1238.108	10.213	-0.988	345	-0.261	97.799	97.679
21/06/2013 23:41	136800	1237.196	10.265	-0.979	346	-0.27	97.79	97.67
22/06/2013 00:41	140400	1236.953	10.213	-0.976	347	-0.279	97.781	97.661
22/06/2013 01:41	144000	1235.931	10.265	-0.966	348	-0.282	97.778	97.658
22/06/2013 02:41	147600	1234.72	10.265	-0.953	349	-0.292	97.768	97.648
22/06/2013 03:41	151200	1234.225	10.265	-0.948	350	-0.305	97.755	97.635
22/06/2013 04:41	154800	1234.06	10.265	-0.947	351	-0.31	97.75	97.63
22/06/2013 05:41	158400	1233.29	10.265	-0.939	352	-0.311	97.749	97.629
22/06/2013 06:41	162000	1233.267	10.213	-0.938	353	-0.319	97.741	97.621
22/06/2013 07:41	165600	1233.51	10.265	-0.941	354	-0.32	97.74	97.62
22/06/2013 08:41	169200	1233.51	10.265	-0.941	355	-0.317	97.743	97.623
22/06/2013 09:41	172800	1233.07	10.265	-0.936	356	-0.317	97.743	97.623
22/06/2013 10:41	176400	1233.345	10.265	-0.939	357	-0.322	97.738	97.618
22/06/2013 11:41	180000	1233.29	10.265	-0.939	358	-0.319	97.741	97.621
22/06/2013 12:41	183600	1233.18	10.265	-0.938	359	-0.319	97.741	97.621
22/06/2013 13:41	187200	1233.345	10.265	-0.939	360	-0.32	97.74	97.62
22/06/2013 14:41	190800	1233.125	10.265	-0.937	361	-0.319	97.741	97.621
22/06/2013 15:41	194400	1233.51	10.265	-0.941	362	-0.321	97.739	97.619
22/06/2013 16:41	198000	1233.675	10.265	-0.943	363	-0.317	97.743	97.623
22/06/2013 17:41	201600	1233.62	10.265	-0.942	364	-0.315	97.745	97.625
22/06/2013 18:41	205200	1234.359	10.316	-0.95	365	-0.316	97.744	97.624
22/06/2013 19:41	208800	1234.995	10.265	-0.956	366	-0.308	97.752	97.632
22/06/2013 20:41	212400	1235.435	10.265	-0.961	367	-0.302	97.758	97.638
22/06/2013 21:41	216000	1237.109	10.316	-0.978	368	-0.297	97.763	97.643
22/06/2013 22:41	219600	1238.429	10.316	-0.991	369	-0.28	97.78	97.66
22/06/2013 23:41	223200	1238.846	10.265	-0.995	370	-0.267	97.793	97.673
23/06/2013 00:41	226800	1239.86	10.316	-1.006	371	-0.263	97.797	97.677
23/06/2013 01:41	230400	1240.827	10.265	-1.016	372	-0.252	97.808	97.688
23/06/2013 02:41	234000	1241.566	10.316	-1.023	373	-0.242	97.818	97.698
23/06/2013 03:41	237600	1242.478	10.265	-1.032	374	-0.235	97.825	97.705
23/06/2013 04:41	241200	1243.249	10.265	-1.04	375	-0.226	97.834	97.714
23/06/2013 05:41	244800	1243.877	10.316	-1.047	376	-0.218	97.842	97.722
23/06/2013 06:41	248400	1244.758	10.316	-1.056	377	-0.211	97.849	97.729
23/06/2013 07:41	252000	1245.615	10.265	-1.065	378	-0.202	97.858	97.738
23/06/2013 08:41	255600	1246.574	10.316	-1.074	379	-0.193	97.867	97.747
23/06/2013 09:41	259200	1247.344	10.316	-1.082	380	-0.184	97.876	97.756
23/06/2013 10:41	262800	1248.005	10.316	-1.089	381	-0.176	97.884	97.764
23/06/2013 11:41	266400	1248.831	10.316	-1.097	382	-0.169	97.891	97.771
23/06/2013 12:41	270000	1249.216	10.316	-1.101	383	-0.161	97.899	97.779
23/06/2013 13:41	273600	1250.372	10.316	-1.113	384	-0.157	97.903	97.783
23/06/2013 14:41	277200	1251.308	10.316	-1.123	385	-0.145	97.915	97.795
23/06/2013 15:41	280800	1252.574	10.316	-1.136	386	-0.135	97.925	97.805
23/06/2013 16:41	284400	1253.015	10.316	-1.14	387	-0.122	97.938	97.818
23/06/2013 17:41	288000	1253.455	10.316	-1.145	388	-0.118	97.942	97.822
23/06/2013 18:41	291600	1254.061	10.316	-1.151	389	-0.113	97.947	97.827
23/06/2013 19:41	295200	1254.777	10.316	-1.158	390	-0.107	97.953	97.833
23/06/2013 20:41	298800	1255.548	10.316	-1.166	391	-0.1	97.96	97.84
23/06/2013 21:41	302400	1256.098	10.316	-1.172	392	-0.092	97.968	97.848
23/06/2013 22:41	306000	1256.759	10.316	-1.178	393	-0.086	97.974	97.854
23/06/2013 23:41	309600	1257.255	10.316	-1.183	394	-0.08	97.98	97.86
24/06/2013 00:41	313200	1257.916	10.316	-1.19	395	-0.075	97.985	97.865
24/06/2013 01:41	316800	1257.86	10.316	-1.19	396	-0.068	97.992	97.872
24/06/2013 02:41	320400	1258.026	10.316	-1.191	397	-0.068	97.992	97.872
24/06/2013 03:41	324000	1258.301	10.316	-1.194	398	-0.067	97.993	97.873
24/06/2013 04:41	327600	1258.576	10.316	-1.197	399	-0.064	97.996	97.876
24/06/2013 05:41	331200	1258.852	10.316	-1.2	400	-0.061	97.999	97.879
24/06/2013 06:41	334800	1258.765	10.368	-1.199	401	-0.058	98.002	97.882
24/06/2013 07:41	338400	1258.985	10.368	-1.201	402	-0.059	98.001	97.881
24/06/2013 08:41	342000	1258.907	10.316	-1.2	403	-0.057	98.003	97.883
24/06/2013 09:41	345600	1259.072	10.316	-1.202	404	-0.058	98.002	97.882
24/06/2013 10:41	349200	1259.151	10.368	-1.203	405	-0.056	98.004	97.884
24/06/2013 11:41	352800	1259.426	10.368	-1.205	406	-0.055	98.005	97.885
24/06/2013 12:41	356400	1259.347	10.316	-1.205	407	-0.053	98.007	97.887
24/06/2013 13:41	360000	1259.316	10.368	-1.204	408	-0.053	98.007	97.887
24/06/2013 14:41	363600	1259.151	10.368	-1.203	409	-0.054	98.006	97.886
24/06/2013 15:41	367200	1259.371	10.368	-1.205	410	-0.055	98.005	97.885
24/06/2013 16:41	370800	1259.371	10.368	-1.205	411	-0.053	98.007	97.887
24/06/2013 17:41	374400	1259.426	10.368	-1.205	412	-0.053	98.007	97.887
24/06/2013 18:41	378000	1259.096	10.368	-1.202	413	-0.053	98.007	97.887
24/06/2013 19:41	381600	1259.371	10.368	-1.205	414	-0.056	98.004	97.884
24/06/2013 20:41	385200	1259.536	10.368	-1.207	415	-0.053	98.007	97.887
24/06/2013 21:41	388800	1259.977	10.368	-1.211	416	-0.051	98.009	97.889
24/06/2013 22:41	392400	1260.087	10.368	-1.212	417	-0.047	98.013	97.893

24/06/2013 23:41	396000	1260.142	10.368	-1.213	418	-0.046	98.014	97.894
25/06/2013 00:41	399600	1260.661	10.419	-1.218	419	-0.045	98.015	97.895
25/06/2013 01:41	403200	1260.693	10.368	-1.218	420	-0.04	98.02	97.9
25/06/2013 02:41	406800	1261.078	10.368	-1.222	421	-0.04	98.02	97.9
25/06/2013 03:41	410400	1260.968	10.368	-1.221	422	-0.036	98.024	97.904
25/06/2013 04:41	414000	1261.047	10.419	-1.222	423	-0.037	98.023	97.903
25/06/2013 05:41	417600	1261.464	10.368	-1.226	424	-0.036	98.024	97.904
25/06/2013 06:41	421200	1261.795	10.368	-1.23	425	-0.032	98.028	97.908
25/06/2013 07:41	424800	1262.015	10.368	-1.232	426	-0.028	98.032	97.912
25/06/2013 08:41	428400	1262.401	10.368	-1.236	427	-0.026	98.034	97.914
25/06/2013 09:41	432000	1262.644	10.419	-1.238	428	-0.022	98.038	97.918
25/06/2013 10:41	435600	1262.786	10.368	-1.24	429	-0.02	98.04	97.92
25/06/2013 11:41	439200	1262.676	10.368	-1.239	430	-0.018	98.042	97.922
25/06/2013 12:41	442800	1263.25	10.419	-1.245	431	-0.019	98.041	97.921
25/06/2013 13:41	446400	1263.195	10.419	-1.244	432	-0.013	98.047	97.927
25/06/2013 14:41	450000	1263.337	10.368	-1.245	433	-0.014	98.046	97.926
25/06/2013 15:41	453600	1263.526	10.419	-1.247	434	-0.013	98.047	97.927
25/06/2013 16:41	457200	1263.416	10.419	-1.246	435	-0.011	98.049	97.929
25/06/2013 17:41	460800	1263.943	10.368	-1.252	436	-0.012	98.048	97.928
25/06/2013 18:41	464400	1263.746	10.419	-1.25	437	-0.006	98.054	97.934
25/06/2013 19:41	468000	1264.077	10.419	-1.253	438	-0.008	98.052	97.932
25/06/2013 20:41	471600	1264.132	10.419	-1.254	439	-0.005	98.055	97.935
25/06/2013 21:41	475200	1264.683	10.419	-1.259	440	-0.004	98.056	97.936
25/06/2013 22:41	478800	1265.124	10.419	-1.264	441	0.001	98.061	97.941
25/06/2013 23:41	482400	1265.675	10.419	-1.269	442	0.006	98.066	97.946
26/06/2013 00:41	486000	1265.761	10.368	-1.27	443	0.011	98.071	97.951
26/06/2013 01:41	489600	1266.17	10.419	-1.274	444	0.012	98.072	97.952
26/06/2013 02:41	493200	1266.06	10.419	-1.273	445	0.016	98.076	97.956
26/06/2013 03:41	496800	1266.115	10.419	-1.274	446	0.015	98.075	97.955
26/06/2013 04:41	500400	1266.336	10.419	-1.276	447	0.016	98.076	97.956
26/06/2013 05:41	504000	1266.556	10.419	-1.278	448	0.018	98.078	97.958
26/06/2013 06:41	507600	1266.8	10.471	-1.281	449	0.02	98.08	97.96
26/06/2013 07:41	511200	1267.186	10.471	-1.285	450	0.023	98.083	97.963
26/06/2013 08:41	514800	1267.713	10.419	-1.29	451	0.027	98.087	97.967
26/06/2013 09:41	518400	1267.572	10.471	-1.289	452	0.032	98.092	97.972
26/06/2013 10:41	522000	1267.603	10.419	-1.289	453	0.031	98.091	97.971
26/06/2013 11:41	525600	1267.658	10.419	-1.29	454	0.031	98.091	97.971
26/06/2013 12:41	529200	1267.91	10.368	-1.292	455	0.032	98.092	97.972
26/06/2013 13:41	532800	1267.351	10.471	-1.286	456	0.034	98.094	97.974
26/06/2013 14:41	536400	1267.241	10.471	-1.285	457	0.028	98.088	97.968
26/06/2013 15:41	540000	1266.997	10.419	-1.283	458	0.027	98.087	97.967
26/06/2013 16:41	543600	1267.217	10.419	-1.285	459	0.025	98.085	97.965
26/06/2013 17:41	547200	1266.965	10.471	-1.282	460	0.027	98.087	97.967
26/06/2013 18:41	550800	1266.611	10.419	-1.279	461	0.024	98.084	97.964
26/06/2013 19:41	554400	1266.469	10.471	-1.277	462	0.021	98.081	97.961
26/06/2013 20:41	558000	1266.524	10.471	-1.278	463	0.019	98.079	97.959
26/06/2013 21:41	561600	1266.8	10.471	-1.281	464	0.02	98.08	97.96
26/06/2013 22:41	565200	1267.438	10.419	-1.287	465	0.023	98.083	97.963
26/06/2013 23:41	568800	1267.351	10.471	-1.286	466	0.029	98.089	97.969
27/06/2013 00:41	572400	1267.099	10.522	-1.284	467	0.028	98.088	97.968
27/06/2013 01:41	576000	1267.107	10.419	-1.284	468	0.026	98.086	97.966
27/06/2013 02:41	579600	1267.162	10.419	-1.284	469	0.026	98.086	97.966
27/06/2013 03:41	583200	1266.383	10.522	-1.276	470	0.026	98.086	97.966
27/06/2013 04:41	586800	1266.226	10.419	-1.275	471	0.018	98.078	97.958
27/06/2013 05:41	590400	1265.918	10.471	-1.272	472	0.017	98.077	97.957
27/06/2013 06:41	594000	1265.887	10.522	-1.271	473	0.014	98.074	97.954
27/06/2013 07:41	597600	1265.667	10.522	-1.269	474	0.013	98.073	97.953
27/06/2013 08:41	601200	1265.037	10.471	-1.263	475	0.011	98.071	97.951
27/06/2013 09:41	604800	1264.596	10.471	-1.258	476	0.005	98.065	97.945
27/06/2013 10:41	608400	1264.455	10.522	-1.257	477	0	98.06	97.94
27/06/2013 11:41	612000	1263.856	10.419	-1.251	478	-0.001	98.059	97.939
27/06/2013 12:41	615600	1263.219	10.471	-1.244	479	-0.007	98.053	97.933
27/06/2013 13:41	619200	1262.558	10.471	-1.237	480	-0.014	98.046	97.926
27/06/2013 14:41	622800	1262.227	10.471	-1.234	481	-0.021	98.039	97.919
27/06/2013 15:41	626400	1261.346	10.471	-1.225	482	-0.024	98.036	97.916
27/06/2013 16:41	630000	1261.291	10.471	-1.225	483	-0.033	98.027	97.907
27/06/2013 17:41	633600	1260.52	10.471	-1.217	484	-0.033	98.027	97.907
27/06/2013 18:41	637200	1260.056	10.419	-1.212	485	-0.041	98.019	97.899
27/06/2013 19:41	640800	1260.047	10.522	-1.212	486	-0.046	98.014	97.894
27/06/2013 20:41	644400	1259.945	10.419	-1.211	487	-0.046	98.014	97.894
27/06/2013 21:41	648000	1260.047	10.522	-1.212	488	-0.047	98.013	97.893
27/06/2013 22:41	651600	1260.606	10.419	-1.218	489	-0.046	98.014	97.894
27/06/2013 23:41	655200	1260.378	10.522	-1.215	490	-0.04	98.02	97.9
28/06/2013 00:41	658800	1260.024	10.471	-1.212	491	-0.043	98.017	97.897
28/06/2013 01:41	662400	1259.796	10.574	-1.209	492	-0.046	98.014	97.894
28/06/2013 02:41	666000	1259.355	10.574	-1.205	493	-0.049	98.011	97.891
28/06/2013 03:41	669600	1258.914	10.574	-1.2	494	-0.053	98.007	97.887
28/06/2013 04:41	673200	1258.914	10.574	-1.2	495	-0.058	98.002	97.882
28/06/2013 05:41	676800	1258.757	10.471	-1.199	496	-0.058	98.002	97.882
28/06/2013 06:41	680400	1258.694	10.574	-1.198	497	-0.059	98.001	97.881
28/06/2013 07:41	684000	1258.175	10.522	-1.193	498	-0.06	98	97.88
28/06/2013 08:41	687600	1257.734	10.522	-1.188	499	-0.065	97.995	97.875
28/06/2013 09:41	691200	1257.215	10.471	-1.183	500	-0.07	97.99	97.87
28/06/2013 10:41	694800	1256.861	10.419	-1.179	501	-0.075	97.985	97.865
28/06/2013 11:41	698400	1256.397	10.368	-1.175	502	-0.079	97.981	97.861
28/06/2013 12:41	702000	1256.2	10.419	-1.173	503	-0.083	97.977	97.857
28/06/2013 13:41	705600	1255.846	10.368	-1.169	504	-0.085	97.975	97.855
28/06/2013 14:41	709200	1255.571	10.368	-1.166	505	-0.089	97.971	97.851
28/06/2013 15:41	712800	1255.555	10.574	-1.166	506	-0.092	97.968	97.848
28/06/2013 16:41	716400	1255.468	10.625	-1.165	507	-0.092	97.968	97.848
28/06/2013 17:41	720000	1255.39	10.574	-1.164	508	-0.093	97.967	97.847
28/06/2013 18:41	723600	1255.705	10.419	-1.167	509	-0.094	97.966	97.846
28/06/2013 19:41	727200	1256.129	10.625	-1.172	510	-0.091	97.969	97.849
28/06/2013 20:41	730800	1256.129	10.625	-1.172	511	-0.086	97.974	97.854
28/06/2013 21:41	734400	1256.57	10.625	-1.176	512	-0.086	97.974	97.854
28/06/2013 22:41	738000	1257.671	10.625	-1.188	513	-0.082	97.978	97.858
28/06/2013 23:41	741600	1257.632	10.419	-1.187	514	-0.07	97.99	97.87
29/06/2013 00:41	745200	1257.963	10.419	-1.191	515	-0.071	97.989	97.869
29/06/2013 01:41	748800	1257.994	10.368	-1.191	516	-0.067	97.993	97.873

29/06/2013 02:41	752400	1257.774	10.368	-1.189	517	-0.067	97.993	97.873
29/06/2013 03:41	756000	1257.584	10.676	-1.187	518	-0.069	97.991	97.871
29/06/2013 04:41	759600	1257.679	10.522	-1.188	519	-0.071	97.989	97.869
29/06/2013 05:41	763200	1257.836	10.625	-1.189	520	-0.07	97.99	97.87
29/06/2013 06:41	766800	1257.758	10.574	-1.188	521	-0.069	97.991	97.871
29/06/2013 07:41	770400	1258.245	10.676	-1.193	522	-0.07	97.99	97.87
29/06/2013 08:41	774000	1258.135	10.676	-1.192	523	-0.065	97.995	97.875
29/06/2013 09:41	777600	1258.474	10.574	-1.196	524	-0.066	97.994	97.874
29/06/2013 10:41	781200	1258.364	10.574	-1.195	525	-0.062	97.998	97.878
29/06/2013 11:41	784800	1258.309	10.574	-1.194	526	-0.063	97.997	97.877
29/06/2013 12:41	788400	1258.387	10.625	-1.195	527	-0.064	97.996	97.876
29/06/2013 13:41	792000	1258.309	10.574	-1.194	528	-0.063	97.997	97.877
29/06/2013 14:41	795600	1258.6	10.368	-1.197	529	-0.064	97.996	97.876
29/06/2013 15:41	799200	1258.497	10.625	-1.196	530	-0.061	97.999	97.879
29/06/2013 16:41	802800	1258.222	10.625	-1.193	531	-0.062	97.998	97.878
29/06/2013 17:41	806400	1258.552	10.625	-1.197	532	-0.065	97.995	97.875
29/06/2013 18:41	810000	1258.804	10.574	-1.199	533	-0.061	97.999	97.879
29/06/2013 19:41	813600	1258.828	10.625	-1.199	534	-0.059	98.001	97.881
29/06/2013 20:41	817200	1259.402	10.676	-1.205	535	-0.059	98.001	97.881
29/06/2013 21:41	820800	1259.434	10.625	-1.206	536	-0.053	98.007	97.887
29/06/2013 22:41	824400	1259.103	10.625	-1.202	537	-0.052	98.008	97.888
29/06/2013 23:41	828000	1258.883	10.625	-1.2	538	-0.056	98.004	97.884
30/06/2013 00:41	831600	1258.615	10.522	-1.197	539	-0.058	98.002	97.882
30/06/2013 01:41	835200	1258.088	10.574	-1.192	540	-0.061	97.999	97.879
30/06/2013 02:41	838800	1257.584	10.676	-1.187	541	-0.066		97.874
30/06/2013 03:41	842400	1256.641	10.419	-1.177	542	-0.071		97.869
30/06/2013 04:41	846000	1255.807	10.522	-1.169	543	-0.081		97.859
30/06/2013 05:41	849600	1255.429	10.419	-1.165	544	-0.089		97.851
30/06/2013 06:41	853200	1255.028	10.625	-1.161	545	-0.093		97.847
30/06/2013 07:41	856800	1254.815	10.522	-1.158	546	-0.097		97.843
30/06/2013 08:41	860400	1254.517	10.471	-1.155	547	-0.1		97.84
30/06/2013 09:41	864000	1253.738	10.574	-1.147	548	-0.103		97.837
30/06/2013 10:41	867600	1253.627	10.574	-1.146	549	-0.111		97.829
30/06/2013 11:41	871200	1253.077	10.574	-1.141	550	-0.112		97.828
30/06/2013 12:41	874800	1252.172	10.522	-1.131	551	-0.117		97.823
30/06/2013 13:41	878400	1005.347	13.64	1.388	552	-0.127		97.813
30/06/2013 14:41	882000	1272.799	10.574	-1.342	553			
30/06/2013 15:41	885600	1272.831	10.522	-1.342	554	0.084	98.024	
30/06/2013 16:41	889200	1272.673	10.419	-1.341	555	0.084	98.024	
30/06/2013 17:41	892800	1272.728	10.419	-1.341	556	0.083	98.023	
30/06/2013 18:41	896400	1272.807	10.471	-1.342	557	0.083	98.023	
30/06/2013 19:41	900000	1272.618	10.419	-1.34	558	0.084	98.024	
30/06/2013 20:41	903600	1272.862	10.471	-1.343	559	0.082	98.022	
30/06/2013 21:41	907200	1272.894	10.419	-1.343	560	0.085	98.025	
30/06/2013 22:41	910800	1273.083	10.471	-1.345	561	0.085	98.025	
30/06/2013 23:41	914400	1273.114	10.419	-1.345	562	0.087	98.027	
01/07/2013 00:41	918000	1272.862	10.471	-1.343	563	0.087	98.027	
01/07/2013 01:41	921600	1272.563	10.419	-1.34	564	0.085	98.025	
01/07/2013 02:41	925200	1272.476	10.471	-1.339	565	0.082	98.022	
01/07/2013 03:41	928800	1271.571	10.419	-1.329	566	0.081	98.021	
01/07/2013 04:41	932400	1271.705	10.471	-1.331	567	0.071	98.011	
01/07/2013 05:41	936000	1271.437	10.368	-1.328	568	0.073	98.013	
01/07/2013 06:41	939600	1271.901	10.419	-1.333	569	0.07	98.01	
01/07/2013 07:41	943200	1272.012	10.419	-1.334	570	0.075	98.015	
01/07/2013 08:41	946800	1272.091	10.471	-1.335	571	0.076	98.016	
01/07/2013 09:41	950400	1272.067	10.419	-1.335	572	0.077	98.017	
01/07/2013 10:41	954000	1271.98	10.471	-1.334	573	0.077	98.017	
01/07/2013 11:41	957600	1271.901	10.419	-1.333	574	0.076	98.016	
01/07/2013 12:41	961200	1271.705	10.471	-1.331	575	0.075	98.015	
01/07/2013 13:41	964800	1271.791	10.419	-1.332	576	0.073	98.013	
01/07/2013 14:41	968400	1271.177	10.522	-1.325	577	0.074	98.014	
01/07/2013 15:41	972000	1270.657	10.471	-1.32	578	0.067	98.007	
01/07/2013 16:41	975600	1270.626	10.522	-1.32	579	0.062	98.002	
01/07/2013 17:41	979200	1270.351	10.522	-1.317	580	0.062	98.002	
01/07/2013 18:41	982800	1270.382	10.471	-1.317	581	0.059	97.999	
01/07/2013 19:41	986400	1270.161	10.471	-1.315	582	0.059	97.999	
01/07/2013 20:41	990000	1269.91	10.522	-1.312	583	0.057	97.997	
01/07/2013 21:41	993600	1269.414	10.522	-1.307	584	0.054	97.994	
01/07/2013 22:41	997200	1269.61	10.471	-1.309	585	0.049	97.989	
01/07/2013 23:41	1000800	1269.059	10.471	-1.304	586	0.051	97.991	
02/07/2013 00:41	1004400	1267.847	10.471	-1.291	587	0.046	97.986	
02/07/2013 01:41	1008000	1266.249	10.471	-1.275	588	0.033	97.973	
02/07/2013 02:41	1011600	1265.147	10.471	-1.264	589	0.017	97.957	
02/07/2013 03:41	1015200	1265.202	10.471	-1.264	590	0.006	97.946	
02/07/2013 04:41	1018800	1264.431	10.471	-1.257	591	0.006	97.946	
02/07/2013 05:41	1022400	1262.479	10.419	-1.237	592	-0.001	97.939	
02/07/2013 06:41	1026000	1261.92	10.522	-1.231	593	-0.021	97.919	
02/07/2013 07:41	1029600	1260.882	10.419	-1.22	594	-0.027	97.913	
02/07/2013 08:41	1033200	1260.685	10.471	-1.218	595	-0.038	97.902	
02/07/2013 09:41	1036800	1259.882	10.522	-1.21	596	-0.04	97.9	
02/07/2013 10:41	1040400	1258.922	10.471	-1.2	597	-0.048	97.892	
02/07/2013 11:41	1044000	1258.041	10.471	-1.191	598	-0.058	97.882	
02/07/2013 12:41	1047600	1257.325	10.471	-1.184	599	-0.067	97.873	
02/07/2013 13:41	1051200	1256.688	10.522	-1.178	600	-0.074	97.866	
02/07/2013 14:41	1054800	1255.807	10.522	-1.169	601	-0.08	97.86	
02/07/2013 15:41	1058400	1255.555	10.574	-1.166	602	-0.089	97.851	
02/07/2013 16:41	1062000	1254.76	10.522	-1.158	603	-0.092	97.848	
02/07/2013 17:41	1065600	1254.375	10.522	-1.154	604	-0.1	97.84	
02/07/2013 18:41	1069200	1254.32	10.522	-1.153	605	-0.104	97.836	
02/07/2013 19:41	1072800	1253.911	10.471	-1.149	606	-0.105	97.835	
02/07/2013 20:41	1076400	1254.21	10.522	-1.152	607	-0.109	97.831	
02/07/2013 21:41	1080000	1254.76	10.522	-1.158	608	-0.106	97.834	
02/07/2013 22:41	1083600	1255.783	10.471	-1.168	609	-0.1	97.84	
02/07/2013 23:41	1087200	1256.499	10.471	-1.176	610	-0.09	97.85	
03/07/2013 00:41	1090800	1256.94	10.471	-1.18	611	-0.082	97.858	
03/07/2013 01:41	1094400	1257.325	10.471	-1.184	612	-0.078	97.862	
03/07/2013 02:41	1098000	1257.514	10.522	-1.186	613	-0.074	97.866	
03/07/2013 03:41	1101600	1258.647	10.471	-1.198	614	-0.072	97.868	
03/07/2013 04:41	1105200	1259.111	10.522	-1.202	615	-0.06	97.88	

03/07/2013 05:41	1108800	1260.189	10.471	-1.213	616	-0.056	97.884
03/07/2013 06:41	1112400	1261.126	10.471	-1.223	617	-0.045	97.895
03/07/2013 07:41	1116000	1262.086	10.522	-1.233	618	-0.035	97.905
03/07/2013 08:41	1119600	1263.101	10.574	-1.243	619	-0.025	97.915
03/07/2013 09:41	1123200	1263.628	10.522	-1.248	620	-0.015	97.925
03/07/2013 10:41	1126800	1264.478	10.574	-1.257	621	-0.01	97.93
03/07/2013 11:41	1130400	1265.171	10.522	-1.264	622	-0.001	97.939
03/07/2013 12:41	1134000	1265.415	10.574	-1.267	623	0.006	97.946
03/07/2013 13:41	1137600	1265.777	10.522	-1.27	624	0.009	97.949
03/07/2013 14:41	1141200	1265.966	10.574	-1.272	625	0.012	97.952
03/07/2013 15:41	1144800	1265.722	10.522	-1.27	626	0.014	97.954
03/07/2013 16:41	1148400	1265.887	10.522	-1.271	627	0.012	97.952
03/07/2013 17:41	1152000	1265.887	10.522	-1.271	628	0.013	97.953
03/07/2013 18:41	1155600	1265.722	10.522	-1.27	629	0.013	97.953
03/07/2013 19:41	1159200	1265.722	10.522	-1.27	630	0.012	97.952
03/07/2013 20:41	1162800	1265.997	10.522	-1.273	631	0.012	97.952
03/07/2013 21:41	1166400	1265.887	10.522	-1.271	632	0.015	97.955
03/07/2013 22:41	1170000	1265.942	10.522	-1.272	633	0.013	97.953
03/07/2013 23:41	1173600	1266.218	10.522	-1.275	634	0.014	97.954
04/07/2013 00:41	1177200	1266.186	10.574	-1.274	635	0.017	97.957
04/07/2013 01:41	1180800	1266.241	10.574	-1.275	636	0.016	97.956
04/07/2013 02:41	1184400	1265.69	10.574	-1.269	637	0.017	97.957
04/07/2013 03:41	1188000	1265.525	10.574	-1.268	638	0.011	97.951
04/07/2013 04:41	1191600	1265.14	10.574	-1.264	639	0.01	97.95
04/07/2013 05:41	1195200	1265.36	10.574	-1.266	640	0.006	97.946
04/07/2013 06:41	1198800	1265.966	10.574	-1.272	641	0.008	97.948
04/07/2013 07:41	1202400	1266.824	10.522	-1.281	642	0.014	97.954
04/07/2013 08:41	1206000	1268.225	10.574	-1.295	643	0.023	97.963
04/07/2013 09:41	1209600	1268.973	10.522	-1.303	644	0.037	97.977
04/07/2013 10:41	1213200	1270.185	10.522	-1.315	645	0.045	97.985
04/07/2013 11:41	1216800	1271.343	10.522	-1.327	646	0.057	97.997
04/07/2013 12:41	1220400	1272.335	10.522	-1.337	647	0.069	98.009
04/07/2013 13:41	1224000	1273.106	10.522	-1.345	648	0.079	98.019
04/07/2013 14:41	1227600	1273.902	10.574	-1.353	649	0.087	98.027
04/07/2013 15:41	1231200	1274.595	10.522	-1.36	650	0.095	98.035
04/07/2013 16:41	1234800	1275.225	10.574	-1.367	651	0.102	98.042
04/07/2013 17:41	1238400	1275.445	10.574	-1.369	652	0.109	98.049
04/07/2013 18:41	1242000	1276.438	10.574	-1.379	653	0.111	98.051
04/07/2013 19:41	1245600	1277.123	10.625	-1.386	654	0.121	98.061
04/07/2013 20:41	1249200	1277.871	10.574	-1.394	655	0.128	98.068
04/07/2013 21:41	1252800	1278.446	10.625	-1.4	656	0.136	98.076
04/07/2013 22:41	1256400	1279.604	10.625	-1.411	657	0.142	98.082
04/07/2013 23:41	1260000	1279.714	10.625	-1.413	658	0.153	98.093
05/07/2013 00:41	1263600	1280.1	10.625	-1.417	659	0.155	98.095
05/07/2013 01:41	1267200	1280.628	10.574	-1.422	660	0.159	98.099
05/07/2013 02:41	1270800	1280.431	10.625	-1.42	661	0.164	98.104
05/07/2013 03:41	1274400	1281.014	10.574	-1.426	662	0.162	98.102
05/07/2013 04:41	1278000	1281.314	10.625	-1.429	663	0.168	98.108
05/07/2013 05:41	1281600	1281.565	10.574	-1.431	664	0.171	98.111
05/07/2013 06:41	1285200	1281.951	10.574	-1.435	665	0.173	98.113
05/07/2013 07:41	1288800	1282.393	10.574	-1.44	666	0.177	98.117
05/07/2013 08:41	1292400	1282.999	10.574	-1.446	667	0.182	98.122
05/07/2013 09:41	1296000	1283.22	10.574	-1.448	668	0.188	98.128
05/07/2013 10:41	1299600	1283.385	10.574	-1.45	669	0.19	98.13
05/07/2013 11:41	1303200	1282.944	10.574	-1.446	670	0.192	98.132
05/07/2013 12:41	1306800	1282.944	10.574	-1.446	671	0.188	98.128
05/07/2013 13:41	1310400	1282.913	10.625	-1.445	672	0.188	98.128
05/07/2013 14:41	1314000	1282.006	10.574	-1.436	673	0.187	98.127
05/07/2013 15:41	1317600	1281.645	10.625	-1.432	674	0.178	98.118
05/07/2013 16:41	1321200	1281.755	10.625	-1.433	675	0.174	98.114
05/07/2013 17:41	1324800	1281.534	10.625	-1.431	676	0.175	98.115
05/07/2013 18:41	1328400	1281.779	10.676	-1.434	677	0.173	98.113
05/07/2013 19:41	1332000	1281.724	10.676	-1.433	678	0.176	98.116
05/07/2013 20:41	1335600	1281.81	10.625	-1.434	679	0.175	98.115
05/07/2013 21:41	1339200	1281.534	10.625	-1.431	680	0.176	98.116
05/07/2013 22:41	1342800	1282.141	10.625	-1.437	681	0.173	98.113
05/07/2013 23:41	1346400	1282.385	10.676	-1.44	682	0.179	98.119
06/07/2013 00:41	1350000	1282.417	10.625	-1.44	683	0.182	98.122
06/07/2013 01:41	1353600	1282.527	10.625	-1.441	684	0.182	98.122
06/07/2013 02:41	1357200	1282.086	10.625	-1.437	685	0.183	98.123
06/07/2013 03:41	1360800	1282.196	10.625	-1.438	686	0.179	98.119
06/07/2013 04:41	1364400	1282.362	10.625	-1.44	687	0.18	98.12
06/07/2013 05:41	1368000	1282.472	10.625	-1.441	688	0.182	98.122
06/07/2013 06:41	1371600	1282.582	10.625	-1.442	689	0.183	98.123
06/07/2013 07:41	1375200	1282.417	10.625	-1.44	690	0.184	98.124
06/07/2013 08:41	1378800	1282.858	10.625	-1.445	691	0.182	98.122
06/07/2013 09:41	1382400	1282.968	10.625	-1.446	692	0.187	98.127
06/07/2013 10:41	1386000	1282.858	10.625	-1.445	693	0.188	98.128
06/07/2013 11:41	1389600	1282.771	10.676	-1.444	694	0.187	98.127
06/07/2013 12:41	1393200	1283.078	10.625	-1.447	695	0.186	98.126
06/07/2013 13:41	1396800	1282.827	10.676	-1.444	696	0.189	98.129
06/07/2013 14:41	1400400	1282.716	10.676	-1.443	697	0.186	98.126
06/07/2013 15:41	1404000	1282.992	10.676	-1.446	698	0.185	98.125
06/07/2013 16:41	1407600	1282.716	10.676	-1.443	699	0.188	98.128
06/07/2013 17:41	1411200	1282.882	10.676	-1.445	700	0.185	98.125
06/07/2013 18:41	1414800	1283.268	10.676	-1.449	701	0.187	98.127
06/07/2013 19:41	1418400	1283.874	10.676	-1.455	702	0.191	98.131
06/07/2013 20:41	1422000	1283.93	10.676	-1.456	703	0.197	98.137
06/07/2013 21:41	1425600	1284.646	10.676	-1.463	704	0.198	98.138
06/07/2013 22:41	1429200	1285.419	10.676	-1.471	705	0.205	98.145
06/07/2013 23:41	1432800	1285.75	10.676	-1.474	706	0.213	98.153
07/07/2013 00:41	1436400	1286.301	10.676	-1.48	707	0.216	98.156
07/07/2013 01:41	1440000	1285.86	10.676	-1.475	708	0.222	98.162
07/07/2013 02:41	1443600	1286.081	10.676	-1.478	709	0.217	98.157
07/07/2013 03:41	1447200	1286.412	10.676	-1.481	710	0.22	98.16
07/07/2013 04:41	1450800	1285.97	10.676	-1.476	711	0.223	98.163
07/07/2013 05:41	1454400	1286.577	10.676	-1.483	712	0.218	98.158
07/07/2013 06:41	1458000	1287.239	10.676	-1.489	713	0.225	98.165
07/07/2013 07:41	1461600	1287.736	10.676	-1.494	714	0.231	98.171

07/07/2013 08:41	1465200	1288.342	10.676	-1.501	715	0.236	98.176
07/07/2013 09:41	1468800	1288.508	10.676	-1.502	716	0.243	98.183
07/07/2013 10:41	1472400	1288.729	10.676	-1.505	717	0.244	98.184
07/07/2013 11:41	1476000	1289.004	10.676	-1.507	718	0.247	98.187
07/07/2013 12:41	1479600	1289.06	10.676	-1.508	719	0.249	98.189
07/07/2013 13:41	1483200	1289.004	10.676	-1.507	720	0.25	98.19
07/07/2013 14:41	1486800	1289.084	10.728	-1.508	721	0.249	98.189
07/07/2013 15:41	1490400	1288.587	10.728	-1.503	722	0.25	98.19
07/07/2013 16:41	1494000	1288.177	10.676	-1.499	723	0.245	98.185
07/07/2013 17:41	1497600	1288.146	10.728	-1.499	724	0.241	98.181
07/07/2013 18:41	1501200	1288.146	10.728	-1.499	725	0.241	98.181
07/07/2013 19:41	1504800	1288.311	10.728	-1.5	726	0.241	98.181
07/07/2013 20:41	1508400	1288.563	10.676	-1.503	727	0.242	98.182
07/07/2013 21:41	1512000	1288.973	10.728	-1.507	728	0.245	98.185
07/07/2013 22:41	1515600	1289.359	10.728	-1.511	729	0.249	98.189
07/07/2013 23:41	1519200	1289.446	10.676	-1.512	730	0.253	98.193
08/07/2013 00:41	1522800	1289.194	10.728	-1.509	731	0.254	98.194
08/07/2013 01:41	1526400	1289.084	10.728	-1.508	732	0.251	98.191
08/07/2013 02:41	1530000	1288.784	10.676	-1.505	733	0.25	98.19
08/07/2013 03:41	1533600	1288.673	10.676	-1.504	734	0.247	98.187
08/07/2013 04:41	1537200	1288.698	10.728	-1.504	735	0.246	98.186
08/07/2013 05:41	1540800	1288.698	10.728	-1.504	736	0.246	98.186
08/07/2013 06:41	1544400	1289.004	10.676	-1.507	737	0.246	98.186
08/07/2013 07:41	1548000	1289.139	10.728	-1.509	738	0.249	98.189
08/07/2013 08:41	1551600	1288.839	10.676	-1.506	739	0.251	98.191
08/07/2013 09:41	1555200	1288.863	10.728	-1.506	740	0.248	98.188
08/07/2013 10:41	1558800	1288.618	10.676	-1.503	741	0.248	98.188
08/07/2013 11:41	1562400	1288.397	10.676	-1.501	742	0.245	98.185
08/07/2013 12:41	1566000	1288.09	10.728	-1.498	743	0.243	98.183
08/07/2013 13:41	1569600	1287.704	10.728	-1.494	744	0.24	98.18
08/07/2013 14:41	1573200	1287.539	10.728	-1.492	745	0.236	98.176
08/07/2013 15:41	1576800	1287.153	10.728	-1.489	746	0.234	98.174
08/07/2013 16:41	1580400	1286.791	10.779	-1.485	747	0.231	98.171
08/07/2013 17:41	1584000	1286.16	10.728	-1.478	748	0.227	98.167
08/07/2013 18:41	1587600	1285.829	10.728	-1.475	749	0.22	98.16
08/07/2013 19:41	1591200	1286.073	10.779	-1.477	750	0.217	98.157
08/07/2013 20:41	1594800	1285.963	10.779	-1.476	751	0.219	98.159
08/07/2013 21:41	1598400	1285.853	10.779	-1.475	752	0.218	98.158
08/07/2013 22:41	1602000	1285.908	10.779	-1.476	753	0.217	98.157
08/07/2013 23:41	1605600	1285.963	10.779	-1.476	754	0.218	98.158
09/07/2013 00:41	1609200	1285.963	10.779	-1.476	755	0.218	98.158
09/07/2013 01:41	1612800	1285.498	10.728	-1.472	756	0.218	98.158
09/07/2013 02:41	1616400	1285.167	10.728	-1.468	757	0.214	98.154
09/07/2013 03:41	1620000	1285.057	10.728	-1.467	758	0.21	98.15
09/07/2013 04:41	1623600	1284.947	10.728	-1.466	759	0.209	98.149
09/07/2013 05:41	1627200	1284.947	10.728	-1.466	760	0.208	98.148
09/07/2013 06:41	1630800	1284.915	10.779	-1.466	761	0.208	98.148
09/07/2013 07:41	1634400	1284.615	10.728	-1.463	762	0.208	98.148
09/07/2013 08:41	1638000	1284.615	10.728	-1.463	763	0.205	98.145
09/07/2013 09:41	1641600	1284.119	10.728	-1.458	764	0.205	98.145
09/07/2013 10:41	1645200	1284.198	10.779	-1.458	765	0.2	98.14
09/07/2013 11:41	1648800	1283.513	10.728	-1.451	766	0.2	98.14
09/07/2013 12:41	1652400	1283.402	10.728	-1.45	767	0.193	98.133
09/07/2013 13:41	1656000	1283.316	10.779	-1.449	768	0.192	98.132
09/07/2013 14:41	1659600	1282.851	10.728	-1.445	769	0.191	98.131
09/07/2013 15:41	1663200	1282.433	10.779	-1.44	770	0.187	98.127
09/07/2013 16:41	1666800	1281.992	10.779	-1.436	771	0.182	98.122
09/07/2013 17:41	1670400	1281.661	10.779	-1.432	772	0.178	98.118
09/07/2013 18:41	1674000	1281.33	10.779	-1.429	773	0.174	98.114
09/07/2013 19:41	1677600	1281.22	10.779	-1.428	774	0.171	98.111
09/07/2013 20:41	1681200	1281.055	10.779	-1.426	775	0.17	98.11
09/07/2013 21:41	1684800	1280.999	10.779	-1.426	776	0.168	98.108
09/07/2013 22:41	1688400	1281.606	10.779	-1.432	777	0.168	98.108
09/07/2013 23:41	1692000	1281.606	10.779	-1.432	778	0.174	98.114
10/07/2013 00:41	1695600	1281.496	10.779	-1.431	779	0.174	98.114
10/07/2013 01:41	1699200	1281.716	10.779	-1.433	780	0.173	98.113
10/07/2013 02:41	1702800	1281.496	10.779	-1.431	781	0.175	98.115
10/07/2013 03:41	1706400	1281.275	10.779	-1.429	782	0.173	98.113
10/07/2013 04:41	1710000	1280.999	10.779	-1.426	783	0.171	98.111
10/07/2013 05:41	1713600	1281.189	10.831	-1.428	784	0.168	98.108
10/07/2013 06:41	1717200	1280.968	10.831	-1.425	785	0.17	98.11
10/07/2013 07:41	1720800	1281.22	10.779	-1.428	786	0.167	98.107
10/07/2013 08:41	1724400	1280.889	10.779	-1.425	787	0.17	98.11
10/07/2013 09:41	1728000	1281.055	10.779	-1.426	788	0.167	98.107
10/07/2013 10:41	1731600	1280.779	10.779	-1.423	789	0.168	98.108
10/07/2013 11:41	1735200	1280.172	10.779	-1.417	790	0.165	98.105
10/07/2013 12:41	1738800	1280.086	10.831	-1.416	791	0.159	98.099
10/07/2013 13:41	1742400	1279.755	10.831	-1.413	792	0.158	98.098
10/07/2013 14:41	1746000	1279.479	10.831	-1.41	793	0.155	98.095
10/07/2013 15:41	1749600	1279.345	10.779	-1.409	794	0.152	98.092
10/07/2013 16:41	1753200	1278.904	10.779	-1.404	795	0.151	98.091
10/07/2013 17:41	1756800	1279.093	10.831	-1.406	796	0.146	98.086
10/07/2013 18:41	1760400	1278.818	10.831	-1.403	797	0.148	98.088
10/07/2013 19:41	1764000	1278.597	10.831	-1.401	798	0.145	98.085
10/07/2013 20:41	1767600	1279.204	10.831	-1.407	799	0.143	98.083
10/07/2013 21:41	1771200	1279.093	10.831	-1.406	800	0.149	98.089
10/07/2013 22:41	1774800	1279.369	10.831	-1.409	801	0.148	98.088
10/07/2013 23:41	1778400	1279.645	10.831	-1.412	802	0.151	98.091
11/07/2013 00:41	1782000	1279.865	10.831	-1.414	803	0.154	98.094
11/07/2013 01:41	1785600	1279.479	10.831	-1.41	804	0.156	98.096
11/07/2013 02:41	1789200	1279.7	10.831	-1.412	805	0.152	98.092
11/07/2013 03:41	1792800	1279.479	10.831	-1.41	806	0.154	98.094
11/07/2013 04:41	1796400	1279.534	10.831	-1.411	807	0.152	98.092
11/07/2013 05:41	1800000	1279.204	10.831	-1.407	808	0.153	98.093
11/07/2013 06:41	1803600	1279.314	10.831	-1.408	809	0.149	98.089
11/07/2013 07:41	1807200	1279.424	10.831	-1.41	810	0.15	98.09
11/07/2013 08:41	1810800	1279.204	10.831	-1.407	811	0.152	98.092
11/07/2013 09:41	1814400	1279.369	10.831	-1.409	812	0.149	98.089
11/07/2013 10:41	1818000	1279.259	10.831	-1.408	813	0.151	98.091

11/07/2013 11:41	1821600	1279.314	10.831	-1.408	814	0.15	98.09
11/07/2013 12:41	1825200	1278.818	10.831	-1.403	815	0.15	98.09
11/07/2013 13:41	1828800	1278.432	10.831	-1.399	816	0.145	98.085
11/07/2013 14:41	1832400	1278.101	10.831	-1.396	817	0.141	98.081
11/07/2013 15:41	1836000	1277.959	10.882	-1.395	818	0.138	98.078
11/07/2013 16:41	1839600	1277.408	10.882	-1.389	819	0.137	98.077
11/07/2013 17:41	1843200	1277.494	10.831	-1.39	820	0.131	98.071
11/07/2013 18:41	1846800	1277.329	10.831	-1.388	821	0.132	98.072
11/07/2013 19:41	1850400	1277.329	10.831	-1.388	822	0.13	98.07
11/07/2013 20:41	1854000	1277.825	10.831	-1.393	823	0.13	98.07
11/07/2013 21:41	1857600	1277.628	10.882	-1.391	824	0.135	98.075
11/07/2013 22:41	1861200	1278.376	10.831	-1.399	825	0.133	98.073
11/07/2013 23:41	1864800	1278.29	10.882	-1.398	826	0.141	98.081
12/07/2013 00:41	1868400	1278.125	10.882	-1.396	827	0.14	98.08
12/07/2013 01:41	1872000	1278.015	10.882	-1.395	828	0.138	98.078
12/07/2013 02:41	1875600	1277.88	10.831	-1.394	829	0.137	98.077
12/07/2013 03:41	1879200	1277.604	10.831	-1.391	830	0.136	98.076
12/07/2013 04:41	1882800	1277.739	10.882	-1.392	831	0.133	98.073
12/07/2013 05:41	1886400	1278.156	10.831	-1.397	832	0.134	98.074
12/07/2013 06:41	1890000	1278.015	10.882	-1.395	833	0.139	98.079
12/07/2013 07:41	1893600	1278.18	10.882	-1.397	834	0.137	98.077
12/07/2013 08:41	1897200	1278.345	10.882	-1.399	835	0.139	98.079
12/07/2013 09:41	1900800	1278.18	10.882	-1.397	836	0.141	98.081
12/07/2013 10:41	1904400	1278.18	10.882	-1.397	837	0.139	98.079
12/07/2013 11:41	1908000	1278.345	10.882	-1.399	838	0.139	98.079
12/07/2013 12:41	1911600	1278.18	10.882	-1.397	839	0.141	98.081
12/07/2013 13:41	1915200	1278.069	10.882	-1.396	840	0.139	98.079
12/07/2013 14:41	1918800	1277.683	10.882	-1.392	841	0.138	98.078
12/07/2013 15:41	1922400	1277.408	10.882	-1.389	842	0.134	98.074
12/07/2013 16:41	1926000	1276.967	10.882	-1.385	843	0.131	98.071
12/07/2013 17:41	1929600	1276.581	10.882	-1.381	844	0.127	98.067
12/07/2013 18:41	1933200	1276.495	10.933	-1.38	845	0.123	98.063
12/07/2013 19:41	1936800	1276.55	10.933	-1.38	846	0.122	98.062
12/07/2013 20:41	1940400	1277.101	10.933	-1.386	847	0.122	98.062
12/07/2013 21:41	1944000	1277.022	10.882	-1.385	848	0.128	98.068
12/07/2013 22:41	1947600	1277.849	10.882	-1.394	849	0.127	98.067
12/07/2013 23:41	1951200	1277.763	10.933	-1.393	850	0.136	98.076
13/07/2013 00:41	1954800	1277.683	10.882	-1.392	851	0.135	98.075
13/07/2013 01:41	1958400	1277.904	10.882	-1.394	852	0.134	98.074
13/07/2013 02:41	1962000	1278.093	10.933	-1.396	853	0.136	98.076
13/07/2013 03:41	1965600	1277.873	10.933	-1.394	854	0.138	98.078
13/07/2013 04:41	1969200	1278.4	10.882	-1.399	855	0.136	98.076
13/07/2013 05:41	1972800	1278.479	10.933	-1.4	856	0.141	98.081
13/07/2013 06:41	1976400	1278.59	10.933	-1.401	857	0.142	98.082
13/07/2013 07:41	1980000	1278.81	10.933	-1.403	858	0.143	98.083
13/07/2013 08:41	1983600	1279.031	10.933	-1.406	859	0.145	98.085
13/07/2013 09:41	1987200	1279.141	10.933	-1.407	860	0.148	98.088
13/07/2013 10:41	1990800	1278.921	10.933	-1.404	861	0.149	98.089
13/07/2013 11:41	1994400	1278.976	10.933	-1.405	862	0.146	98.086
13/07/2013 12:41	1998000	1278.81	10.933	-1.403	863	0.147	98.087
13/07/2013 13:41	2001600	1278.479	10.933	-1.4	864	0.145	98.085
13/07/2013 14:41	2005200	1278.81	10.933	-1.403	865	0.142	98.082
13/07/2013 15:41	2008800	1278.314	10.933	-1.398	866	0.145	98.085
13/07/2013 16:41	2012400	1278.479	10.933	-1.4	867	0.14	98.08
13/07/2013 17:41	2016000	1278.369	10.933	-1.399	868	0.142	98.082
13/07/2013 18:41	2019600	1277.818	10.933	-1.393	869	0.141	98.081
13/07/2013 19:41	2023200	1278.204	10.933	-1.397	870	0.135	98.075
13/07/2013 20:41	2026800	1278.259	10.933	-1.398	871	0.139	98.079
13/07/2013 21:41	2030400	1278.59	10.933	-1.401	872	0.14	98.08
13/07/2013 22:41	2034000	1278.7	10.933	-1.402	873	0.143	98.083
13/07/2013 23:41	2037600	1278.976	10.933	-1.405	874	0.144	98.084
14/07/2013 00:41	2041200	1278.865	10.933	-1.404	875	0.147	98.087
14/07/2013 01:41	2044800	1278.59	10.933	-1.401	876	0.146	98.086
14/07/2013 02:41	2048400	1278.535	10.933	-1.401	877	0.143	98.083
14/07/2013 03:41	2052000	1278.535	10.933	-1.401	878	0.143	98.083
14/07/2013 04:41	2055600	1277.928	10.933	-1.394	879	0.143	98.083
14/07/2013 05:41	2059200	1278.093	10.933	-1.396	880	0.136	98.076
14/07/2013 06:41	2062800	1277.707	10.933	-1.392	881	0.138	98.078
14/07/2013 07:41	2066400	1278.149	10.933	-1.397	882	0.134	98.074
14/07/2013 08:41	2070000	1277.897	10.985	-1.394	883	0.139	98.079
14/07/2013 09:41	2073600	1277.842	10.985	-1.393	884	0.136	98.076
14/07/2013 10:41	2077200	1277.731	10.985	-1.392	885	0.135	98.075
14/07/2013 11:41	2080800	1277.621	10.985	-1.391	886	0.134	98.074
14/07/2013 12:41	2084400	1277.346	10.985	-1.388	887	0.133	98.073
14/07/2013 13:41	2088000	1276.96	10.985	-1.384	888	0.13	98.07
14/07/2013 14:41	2091600	1276.574	10.985	-1.381	889	0.126	98.066
14/07/2013 15:41	2095200	1276.298	10.985	-1.378	890	0.123	98.063
14/07/2013 16:41	2098800	1276.408	10.985	-1.379	891	0.12	98.06
14/07/2013 17:41	2102400	1275.526	10.985	-1.37	892	0.121	98.061
14/07/2013 18:41	2106000	1275.195	10.985	-1.366	893	0.112	98.052
14/07/2013 19:41	2109600	1275.25	10.985	-1.367	894	0.108	98.048
14/07/2013 20:41	2113200	1275.361	10.985	-1.368	895	0.109	98.049
14/07/2013 21:41	2116800	1275.857	10.985	-1.373	896	0.11	98.05
14/07/2013 22:41	2120400	1276.408	10.985	-1.379	897	0.115	98.055
14/07/2013 23:41	2124000	1276.298	10.985	-1.378	898	0.121	98.061
15/07/2013 00:41	2127600	1276.518	10.985	-1.38	899	0.12	98.06
15/07/2013 01:41	2131200	1276.574	10.985	-1.381	900	0.122	98.062
15/07/2013 02:41	2134800	1277.07	10.985	-1.386	901	0.123	98.063
15/07/2013 03:41	2138400	1276.574	10.985	-1.381	902	0.128	98.068
15/07/2013 04:41	2142000	1276.353	10.985	-1.378	903	0.123	98.063
15/07/2013 05:41	2145600	1276.188	10.985	-1.377	904	0.12	98.06
15/07/2013 06:41	2149200	1276.353	10.985	-1.378	905	0.119	98.059
15/07/2013 07:41	2152800	1276.353	10.985	-1.378	906	0.12	98.06
15/07/2013 08:41	2156400	1276.629	10.985	-1.381	907	0.12	98.06
15/07/2013 09:41	2160000	1276.629	10.985	-1.381	908	0.123	98.063
15/07/2013 10:41	2163600	1276.928	11.036	-1.384	909	0.123	98.063
15/07/2013 11:41	2167200	1276.763	11.036	-1.382	910	0.126	98.066
15/07/2013 12:41	2170800	1277.039	11.036	-1.385	911	0.124	98.064
15/07/2013 13:41	2174400	1276.739	10.985	-1.382	912	0.127	98.067

15/07/2013 14:41	2178000	1276.377	11.036	-1.379	913	0.124	98.064
15/07/2013 15:41	2181600	1276.353	10.985	-1.378	914	0.121	98.061
15/07/2013 16:41	2185200	1276.212	11.036	-1.377	915	0.12	98.06
15/07/2013 17:41	2188800	1276.408	10.985	-1.379	916	0.119	98.059
15/07/2013 18:41	2192400	1275.991	11.036	-1.375	917	0.121	98.061
15/07/2013 19:41	2196000	1276.101	11.036	-1.376	918	0.117	98.057
15/07/2013 20:41	2199600	1276.046	11.036	-1.375	919	0.118	98.058
15/07/2013 21:41	2203200	1276.267	11.036	-1.377	920	0.117	98.057
15/07/2013 22:41	2206800	1276.408	10.985	-1.379	921	0.119	98.059
15/07/2013 23:41	2210400	1276.487	11.036	-1.38	922	0.121	98.061
16/07/2013 00:41	2214000	1276.157	11.036	-1.376	923	0.122	98.062
16/07/2013 01:41	2217600	1275.826	11.036	-1.373	924	0.118	98.058
16/07/2013 02:41	2221200	1276.046	11.036	-1.375	925	0.115	98.055
16/07/2013 03:41	2224800	1275.826	11.036	-1.373	926	0.117	98.057
16/07/2013 04:41	2228400	1275.66	11.036	-1.371	927	0.115	98.055
16/07/2013 05:41	2232000	1275.715	11.036	-1.372	928	0.113	98.053
16/07/2013 06:41	2235600	1275.715	11.036	-1.372	929	0.114	98.054
16/07/2013 07:41	2239200	1275.795	11.088	-1.373	930	0.114	98.054
16/07/2013 08:41	2242800	1276.07	11.088	-1.375	931	0.115	98.055
16/07/2013 09:41	2246400	1276.046	11.036	-1.375	932	0.117	98.057
16/07/2013 10:41	2250000	1275.715	11.036	-1.372	933	0.117	98.057
16/07/2013 11:41	2253600	1275.739	11.088	-1.372	934	0.114	98.054
16/07/2013 12:41	2257200	1275.739	11.088	-1.372	935	0.114	98.054
16/07/2013 13:41	2260800	1275.771	11.036	-1.372	936	0.114	98.054
16/07/2013 14:41	2264400	1275.55	11.036	-1.37	937	0.114	98.054
16/07/2013 15:41	2268000	1275.574	11.088	-1.37	938	0.112	98.052
16/07/2013 16:41	2271600	1275.219	11.036	-1.367	939	0.112	98.052
16/07/2013 17:41	2275200	1275.078	11.088	-1.365	940	0.109	98.049
16/07/2013 18:41	2278800	1275.023	11.088	-1.365	941	0.107	98.047
16/07/2013 19:41	2282400	1275.298	11.088	-1.367	942	0.107	98.047
16/07/2013 20:41	2286000	1275.274	11.036	-1.367	943	0.109	98.049
16/07/2013 21:41	2289600	1275.495	11.036	-1.37	944	0.109	98.049
16/07/2013 22:41	2293200	1275.66	11.036	-1.371	945	0.112	98.052
16/07/2013 23:41	2296800	1276.07	11.088	-1.375	946	0.113	98.053
17/07/2013 00:41	2300400	1276.07	11.088	-1.375	947	0.117	98.057
17/07/2013 01:41	2304000	1276.125	11.088	-1.376	948	0.117	98.057
17/07/2013 02:41	2307600	1275.905	11.088	-1.374	949	0.118	98.058
17/07/2013 03:41	2311200	1276.015	11.088	-1.375	950	0.116	98.056
17/07/2013 04:41	2314800	1276.236	11.088	-1.377	951	0.117	98.057
17/07/2013 05:41	2318400	1276.456	11.088	-1.379	952	0.119	98.059
17/07/2013 06:41	2322000	1276.622	11.088	-1.381	953	0.121	98.061
17/07/2013 07:41	2325600	1277.008	11.088	-1.385	954	0.123	98.063
17/07/2013 08:41	2329200	1277.173	11.088	-1.387	955	0.127	98.067
17/07/2013 09:41	2332800	1277.032	11.139	-1.385	956	0.129	98.069
17/07/2013 10:41	2336400	1277.394	11.088	-1.389	957	0.127	98.067
17/07/2013 11:41	2340000	1277.228	11.088	-1.387	958	0.131	98.071
17/07/2013 12:41	2343600	1277.197	11.139	-1.387	959	0.129	98.069
17/07/2013 13:41	2347200	1277.008	11.088	-1.385	960	0.129	98.069
17/07/2013 14:41	2350800	1277.087	11.139	-1.386	961	0.127	98.067
17/07/2013 15:41	2354400	1276.866	11.139	-1.384	962	0.128	98.068
17/07/2013 16:41	2358000	1276.566	11.088	-1.38	963	0.126	98.066
17/07/2013 17:41	2361600	1276.425	11.139	-1.379	964	0.122	98.062
17/07/2013 18:41	2365200	1276.425	11.139	-1.379	965	0.121	98.061
17/07/2013 19:41	2368800	1276.977	11.139	-1.385	966	0.121	98.061
17/07/2013 20:41	2372400	1277.032	11.139	-1.385	967	0.127	98.067
17/07/2013 21:41	2376000	1277.418	11.139	-1.389	968	0.127	98.067
17/07/2013 22:41	2379600	1277.89	11.088	-1.394	969	0.131	98.071
17/07/2013 23:41	2383200	1278.079	11.139	-1.396	970	0.136	98.076
18/07/2013 00:41	2386800	1278.024	11.139	-1.395	971	0.138	98.078
18/07/2013 01:41	2390400	1278.135	11.139	-1.396	972	0.137	98.077
18/07/2013 02:41	2394000	1278.024	11.139	-1.395	973	0.138	98.078
18/07/2013 03:41	2397600	1278.079	11.139	-1.396	974	0.137	98.077
18/07/2013 04:41	2401200	1277.748	11.139	-1.393	975	0.138	98.078
18/07/2013 05:41	2404800	1278.245	11.139	-1.398	976	0.135	98.075
18/07/2013 06:41	2408400	1278.135	11.139	-1.396	977	0.14	98.08
18/07/2013 07:41	2412000	1278.41	11.139	-1.399	978	0.138	98.078
18/07/2013 08:41	2415600	1278.686	11.139	-1.402	979	0.141	98.081
18/07/2013 09:41	2419200	1278.355	11.139	-1.399	980	0.144	98.084
18/07/2013 10:41	2422800	1278.465	11.139	-1.4	981	0.141	98.081
18/07/2013 11:41	2426400	1278.575	11.139	-1.401	982	0.142	98.082
18/07/2013 12:41	2430000	1278.189	11.139	-1.397	983	0.143	98.083
18/07/2013 13:41	2433600	1277.969	11.139	-1.395	984	0.139	98.079
18/07/2013 14:41	2437200	1277.638	11.139	-1.391	985	0.137	98.077
18/07/2013 15:41	2440800	1277.032	11.139	-1.385	986	0.133	98.073
18/07/2013 16:41	2444400	1277.032	11.139	-1.385	987	0.127	98.067
18/07/2013 17:41	2448000	1277.142	11.139	-1.386	988	0.127	98.067
18/07/2013 18:41	2451600	1276.835	11.19	-1.383	989	0.128	98.068
18/07/2013 19:41	2455200	1277.032	11.139	-1.385	990	0.125	98.065
18/07/2013 20:41	2458800	1276.559	11.19	-1.38	991	0.127	98.067
18/07/2013 21:41	2462400	1277.276	11.19	-1.388	992	0.122	98.062
18/07/2013 22:41	2466000	1277.221	11.19	-1.387	993	0.13	98.07
18/07/2013 23:41	2469600	1277.331	11.19	-1.388	994	0.129	98.069
19/07/2013 00:41	2473200	1277.552	11.19	-1.391	995	0.13	98.07
19/07/2013 01:41	2476800	1277.386	11.19	-1.389	996	0.133	98.073
19/07/2013 02:41	2480400	1277.221	11.19	-1.387	997	0.131	98.071
19/07/2013 03:41	2484000	1276.89	11.19	-1.384	998	0.129	98.069
19/07/2013 04:41	2487600	1276.559	11.19	-1.38	999	0.126	98.066
19/07/2013 05:41	2491200	1276.283	11.19	-1.378	1000	0.122	98.062
19/07/2013 06:41	2494800	1276.394	11.19	-1.379	1001	0.12	98.06
19/07/2013 07:41	2498400	1276.173	11.19	-1.376	1002	0.121	98.061
19/07/2013 08:41	2502000	1276.229	11.19	-1.377	1003	0.118	98.058
19/07/2013 09:41	2505600	1276.063	11.19	-1.375	1004	0.119	98.059
19/07/2013 10:41	2509200	1276.173	11.19	-1.376	1005	0.117	98.057
19/07/2013 11:41	2512800	1275.732	11.19	-1.372	1006	0.118	98.058
19/07/2013 12:41	2516400	1275.236	11.19	-1.367	1007	0.114	98.054
19/07/2013 13:41	2520000	1274.85	11.19	-1.363	1008	0.109	98.049
19/07/2013 14:41	2523600	1275.015	11.19	-1.365	1009	0.105	98.045
19/07/2013 15:41	2527200	1274.354	11.19	-1.358	1010	0.107	98.047
19/07/2013 16:41	2530800	1273.858	11.19	-1.353	1011	0.1	98.04

19/07/2013 17:41	2534400	1273.361	11.19	-1.348	1012	0.095	98.035
19/07/2013 18:41	2538000	1273.22	11.242	-1.346	1013	0.09	98.03
19/07/2013 19:41	2541600	1273.196	11.19	-1.346	1014	0.088	98.028
19/07/2013 20:41	2545200	1273.196	11.19	-1.346	1015	0.088	98.028
19/07/2013 21:41	2548800	1273.637	11.19	-1.351	1016	0.088	98.028
19/07/2013 22:41	2552400	1273.881	11.242	-1.353	1017	0.093	98.033
19/07/2013 23:41	2556000	1273.802	11.19	-1.352	1018	0.095	98.035
20/07/2013 00:41	2559600	1273.551	11.242	-1.35	1019	0.094	98.034
20/07/2013 01:41	2563200	1273.551	11.242	-1.35	1020	0.092	98.032
20/07/2013 02:41	2566800	1273.306	11.19	-1.347	1021	0.092	98.032
20/07/2013 03:41	2570400	1273.141	11.19	-1.345	1022	0.089	98.029
20/07/2013 04:41	2574000	1272.724	11.242	-1.341	1023	0.087	98.027
20/07/2013 05:41	2577600	1272.889	11.242	-1.343	1024	0.083	98.023
20/07/2013 06:41	2581200	1272.645	11.19	-1.34	1025	0.085	98.025
20/07/2013 07:41	2584800	1272.613	11.242	-1.34	1026	0.082	98.022
20/07/2013 08:41	2588400	1272.534	11.19	-1.339	1027	0.082	98.022
20/07/2013 09:41	2592000	1272.944	11.242	-1.343	1028	0.081	98.021
20/07/2013 10:41	2595600	1272.503	11.242	-1.339	1029	0.085	98.025
20/07/2013 11:41	2599200	1272.038	11.19	-1.334	1030	0.081	98.021
20/07/2013 12:41	2602800	1272.172	11.242	-1.336	1031	0.076	98.016
20/07/2013 13:41	2606400	1271.897	11.242	-1.333	1032	0.078	98.018
20/07/2013 14:41	2610000	1271.401	11.242	-1.328	1033	0.075	98.015
20/07/2013 15:41	2613600	1271.125	11.242	-1.325	1034	0.07	98.01
20/07/2013 16:41	2617200	1270.739	11.242	-1.321	1035	0.067	98.007
20/07/2013 17:41	2620800	1270.188	11.242	-1.315	1036	0.063	98.003
20/07/2013 18:41	2624400	1270.188	11.242	-1.315	1037	0.057	97.997
20/07/2013 19:41	2628000	1270.078	11.242	-1.314	1038	0.057	97.997
20/07/2013 20:41	2631600	1270.133	11.242	-1.315	1039	0.056	97.996
20/07/2013 21:41	2635200	1270.574	11.242	-1.319	1040	0.057	97.997
20/07/2013 22:41	2638800	1270.739	11.242	-1.321	1041	0.061	98.001
20/07/2013 23:41	2642400	1270.96	11.242	-1.323	1042	0.063	98.003
21/07/2013 00:41	2646000	1270.574	11.242	-1.319	1043	0.065	98.005
21/07/2013 01:41	2649600	1270.518	11.242	-1.319	1044	0.061	98.001
21/07/2013 02:41	2653200	1270.212	11.293	-1.316	1045	0.061	98.001
21/07/2013 03:41	2656800	1269.802	11.242	-1.311	1046	0.058	97.998
21/07/2013 04:41	2660400	1269.361	11.242	-1.307	1047	0.053	97.993
21/07/2013 05:41	2664000	1268.779	11.293	-1.301	1048	0.049	97.989
21/07/2013 06:41	2667600	1268.724	11.293	-1.3	1049	0.043	97.983
21/07/2013 07:41	2671200	1268.724	11.293	-1.3	1050	0.042	97.982
21/07/2013 08:41	2674800	1268.558	11.293	-1.299	1051	0.042	97.982
21/07/2013 09:41	2678400	1268.314	11.242	-1.296	1052	0.041	97.981
21/07/2013 10:41	2682000	1268.283	11.293	-1.296	1053	0.038	97.978
21/07/2013 11:41	2685600	1267.952	11.293	-1.293	1054	0.038	97.978
21/07/2013 12:41	2689200	1267.511	11.293	-1.288	1055	0.035	97.975
21/07/2013 13:41	2692800	1267.291	11.293	-1.286	1056	0.03	97.97
21/07/2013 14:41	2696400	1267.015	11.293	-1.283	1057	0.028	97.968
21/07/2013 15:41	2700000	1266.881	11.242	-1.282	1058	0.025	97.965
21/07/2013 16:41	2703600	1265.968	11.293	-1.272	1059	0.024	97.964
21/07/2013 17:41	2707200	1265.472	11.293	-1.267	1060	0.014	97.954
21/07/2013 18:41	2710800	1265.141	11.293	-1.264	1061	0.009	97.949
21/07/2013 19:41	2714400	1265.031	11.293	-1.263	1062	0.006	97.946
21/07/2013 20:41	2718000	1264.866	11.293	-1.261	1063	0.005	97.945
21/07/2013 21:41	2721600	1265.141	11.293	-1.264	1064	0.003	97.943
21/07/2013 22:41	2725200	1265.307	11.293	-1.266	1065	0.006	97.946
21/07/2013 23:41	2728800	1265.141	11.293	-1.264	1066	0.008	97.948
22/07/2013 00:41	2732400	1264.866	11.293	-1.261	1067	0.006	97.946
22/07/2013 01:41	2736000	1264.425	11.293	-1.257	1068	0.003	97.943
22/07/2013 02:41	2739600	1263.929	11.293	-1.251	1069	-0.001	97.939
22/07/2013 03:41	2743200	1263.433	11.293	-1.246	1070	-0.007	97.933
22/07/2013 04:41	2746800	1263.236	11.344	-1.244	1071	-0.012	97.928
22/07/2013 05:41	2750400	1262.961	11.344	-1.242	1072	-0.014	97.926
22/07/2013 06:41	2754000	1262.74	11.344	-1.239	1073	-0.016	97.924
22/07/2013 07:41	2757600	1262.63	11.344	-1.238	1074	-0.019	97.921
22/07/2013 08:41	2761200	1262.551	11.293	-1.237	1075	-0.02	97.92
22/07/2013 09:41	2764800	1262.716	11.293	-1.239	1076	-0.021	97.919
22/07/2013 10:41	2768400	1262.63	11.344	-1.238	1077	-0.019	97.921
22/07/2013 11:41	2772000	1262.244	11.344	-1.234	1078	-0.02	97.92
22/07/2013 12:41	2775600	1261.89	11.293	-1.231	1079	-0.024	97.916
22/07/2013 13:41	2779200	1261.914	11.344	-1.231	1080	-0.027	97.913
22/07/2013 14:41	2782800	1261.914	11.344	-1.231	1081	-0.027	97.913
22/07/2013 15:41	2786400	1261.394	11.293	-1.226	1082	-0.027	97.913
22/07/2013 16:41	2790000	1261.583	11.344	-1.228	1083	-0.032	97.908
22/07/2013 17:41	2793600	1261.418	11.344	-1.226	1084	-0.03	97.91
22/07/2013 18:41	2797200	1261.142	11.344	-1.223	1085	-0.032	97.908
22/07/2013 19:41	2800800	1261.064	11.293	-1.222	1086	-0.035	97.905
22/07/2013 20:41	2804400	1260.977	11.344	-1.221	1087	-0.036	97.904
22/07/2013 21:41	2808000	1261.252	11.344	-1.224	1088	-0.037	97.903
22/07/2013 22:41	2811600	1261.032	11.344	-1.222	1089	-0.034	97.906
22/07/2013 23:41	2815200	1260.646	11.344	-1.218	1090	-0.036	97.904
23/07/2013 00:41	2818800	1260.812	11.344	-1.22	1091	-0.04	97.9
23/07/2013 01:41	2822400	1260.261	11.344	-1.214	1092	-0.038	97.902
23/07/2013 02:41	2826000	1260.041	11.344	-1.212	1093	-0.044	97.896
23/07/2013 03:41	2829600	1259.655	11.344	-1.208	1094	-0.046	97.894
23/07/2013 04:41	2833200	1259.269	11.344	-1.204	1095	-0.05	97.89
23/07/2013 05:41	2836800	1258.608	11.344	-1.197	1096	-0.054	97.886
23/07/2013 06:41	2840400	1258.962	11.395	-1.201	1097	-0.061	97.879
23/07/2013 07:41	2844000	1259.214	11.344	-1.203	1098	-0.057	97.883
23/07/2013 08:41	2847600	1258.663	11.344	-1.198	1099	-0.055	97.885
23/07/2013 09:41	2851200	1258.553	11.344	-1.197	1100	-0.06	97.88
23/07/2013 10:41	2854800	1258.632	11.395	-1.197	1101	-0.061	97.879
23/07/2013 11:41	2858400	1258.277	11.344	-1.194	1102	-0.061	97.879
23/07/2013 12:41	2862000	1258.553	11.344	-1.197	1103	-0.064	97.876
23/07/2013 13:41	2865600	1258.081	11.395	-1.192	1104	-0.061	97.879
23/07/2013 14:41	2869200	1258.112	11.344	-1.192	1105	-0.066	97.874
23/07/2013 15:41	2872800	1257.947	11.344	-1.19	1106	-0.066	97.874
23/07/2013 16:41	2876400	1258.002	11.344	-1.191	1107	-0.068	97.872
23/07/2013 17:41	2880000	1257.782	11.344	-1.189	1108	-0.067	97.873
23/07/2013 18:41	2883600	1257.64	11.395	-1.187	1109	-0.069	97.871
23/07/2013 19:41	2887200	1257.506	11.344	-1.186	1110	-0.071	97.869

23/07/2013 20:41	2890800	1257.671	11.344	-1.188	1111	-0.072	97.868
23/07/2013 21:41	2894400	1257.86	11.395	-1.19	1112	-0.07	97.87
23/07/2013 22:41	2898000	1257.947	11.344	-1.19	1113	-0.068	97.872
23/07/2013 23:41	2901600	1258.081	11.395	-1.192	1114	-0.068	97.872
24/07/2013 00:41	2905200	1257.947	11.344	-1.19	1115	-0.066	97.874
24/07/2013 01:41	2908800	1258.136	11.395	-1.192	1116	-0.068	97.872
24/07/2013 02:41	2912400	1258.301	11.395	-1.194	1117	-0.066	97.874
24/07/2013 03:41	2916000	1258.191	11.395	-1.193	1118	-0.064	97.876
24/07/2013 04:41	2919600	1257.971	11.395	-1.191	1119	-0.065	97.875
24/07/2013 05:41	2923200	1257.695	11.395	-1.188	1120	-0.067	97.873
24/07/2013 06:41	2926800	1257.75	11.395	-1.188	1121	-0.07	97.87
24/07/2013 07:41	2930400	1257.806	11.395	-1.189	1122	-0.07	97.87
24/07/2013 08:41	2934000	1258.136	11.395	-1.192	1123	-0.069	97.871
24/07/2013 09:41	2937600	1258.026	11.395	-1.191	1124	-0.066	97.874
24/07/2013 10:41	2941200	1257.585	11.395	-1.187	1125	-0.067	97.873
24/07/2013 11:41	2944800	1257.86	11.395	-1.19	1126	-0.071	97.869
24/07/2013 12:41	2948400	1257.42	11.395	-1.185	1127	-0.068	97.872
24/07/2013 13:41	2952000	1257.31	11.395	-1.184	1128	-0.073	97.867
24/07/2013 14:41	2955600	1257.278	11.447	-1.184	1129	-0.074	97.866
24/07/2013 15:41	2959200	1257.034	11.395	-1.181	1130	-0.074	97.866
24/07/2013 16:41	2962800	1256.869	11.395	-1.179	1131	-0.077	97.863
24/07/2013 17:41	2966400	1256.428	11.395	-1.175	1132	-0.079	97.861
24/07/2013 18:41	2970000	1256.263	11.395	-1.173	1133	-0.083	97.857
24/07/2013 19:41	2973600	1256.452	11.447	-1.175	1134	-0.085	97.855
24/07/2013 20:41	2977200	1256.066	11.447	-1.171	1135	-0.083	97.857
24/07/2013 21:41	2980800	1255.823	11.395	-1.169	1136	-0.087	97.853
24/07/2013 22:41	2984400	1256.397	11.447	-1.175	1137	-0.089	97.851
24/07/2013 23:41	2988000	1255.933	11.395	-1.17	1138	-0.083	97.857
25/07/2013 00:41	2991600	1255.736	11.447	-1.168	1139	-0.088	97.852
25/07/2013 01:41	2995200	1255.736	11.447	-1.168	1140	-0.09	97.85
25/07/2013 02:41	2998800	1256.066	11.447	-1.171	1141	-0.09	97.85
25/07/2013 03:41	3002400	1255.846	11.447	-1.169	1142	-0.087	97.853
25/07/2013 04:41	3006000	1255.791	11.447	-1.168	1143	-0.089	97.851
25/07/2013 05:41	3009600	1255.736	11.447	-1.168	1144	-0.09	97.85
25/07/2013 06:41	3013200	1255.35	11.447	-1.164	1145	-0.09	97.85
25/07/2013 07:41	3016800	1255.35	11.447	-1.164	1146	-0.094	97.846
25/07/2013 08:41	3020400	1255.571	11.447	-1.166	1147	-0.094	97.846
25/07/2013 09:41	3024000	1256.121	11.447	-1.172	1148	-0.092	97.848
25/07/2013 10:41	3027600	1256.177	11.447	-1.172	1149	-0.086	97.854
25/07/2013 11:41	3031200	1256.397	11.447	-1.175	1150	-0.086	97.854
25/07/2013 12:41	3034800	1256.507	11.447	-1.176	1151	-0.083	97.857
25/07/2013 13:41	3038400	1256.177	11.447	-1.172	1152	-0.082	97.858
25/07/2013 14:41	3042000	1256.232	11.447	-1.173	1153	-0.086	97.854
25/07/2013 15:41	3045600	1256.177	11.447	-1.172	1154	-0.085	97.855
25/07/2013 16:41	3049200	1255.956	11.447	-1.17	1155	-0.086	97.854
25/07/2013 17:41	3052800	1256.507	11.447	-1.176	1156	-0.088	97.852
25/07/2013 18:41	3056400	1256.476	11.498	-1.175	1157	-0.082	97.858
25/07/2013 19:41	3060000	1256.838	11.447	-1.179	1158	-0.083	97.857
25/07/2013 20:41	3063600	1257.223	11.447	-1.183	1159	-0.079	97.861
25/07/2013 21:41	3067200	1257.168	11.447	-1.182	1160	-0.075	97.865
25/07/2013 22:41	3070800	1257.522	11.498	-1.186	1161	-0.076	97.864
25/07/2013 23:41	3074400	1257.939	11.447	-1.19	1162	-0.072	97.868
26/07/2013 00:41	3078000	1257.743	11.498	-1.188	1163	-0.068	97.872
26/07/2013 01:41	3081600	1257.609	11.447	-1.187	1164	-0.07	97.87
26/07/2013 02:41	3085200	1257.522	11.498	-1.186	1165	-0.071	97.869
26/07/2013 03:41	3088800	1257.578	11.498	-1.187	1166	-0.072	97.868
26/07/2013 04:41	3092400	1257.499	11.447	-1.186	1167	-0.071	97.869
26/07/2013 05:41	3096000	1258.018	11.498	-1.191	1168	-0.072	97.868
26/07/2013 06:41	3099600	1257.829	11.447	-1.189	1169	-0.067	97.873
26/07/2013 07:41	3103200	1258.128	11.498	-1.192	1170	-0.069	97.871
26/07/2013 08:41	3106800	1258.073	11.498	-1.192	1171	-0.066	97.874
26/07/2013 09:41	3110400	1258.018	11.498	-1.191	1172	-0.066	97.874
26/07/2013 10:41	3114000	1257.798	11.498	-1.189	1173	-0.067	97.873
26/07/2013 11:41	3117600	1257.798	11.498	-1.189	1174	-0.069	97.871
26/07/2013 12:41	3121200	1257.743	11.498	-1.188	1175	-0.069	97.871
26/07/2013 13:41	3124800	1257.247	11.498	-1.183	1176	-0.07	97.87
26/07/2013 14:41	3128400	1257.326	11.549	-1.184	1177	-0.075	97.865
26/07/2013 15:41	3132000	1257.192	11.498	-1.183	1178	-0.074	97.866
26/07/2013 16:41	3135600	1256.806	11.498	-1.179	1179	-0.075	97.865
26/07/2013 17:41	3139200	1256.586	11.498	-1.176	1180	-0.079	97.861
26/07/2013 18:41	3142800	1256.531	11.498	-1.176	1181	-0.082	97.858
26/07/2013 19:41	3146400	1256.861	11.498	-1.179	1182	-0.082	97.858
26/07/2013 20:41	3150000	1256.806	11.498	-1.179	1183	-0.079	97.861
26/07/2013 21:41	3153600	1257.357	11.498	-1.184	1184	-0.079	97.861
26/07/2013 22:41	3157200	1257.412	11.498	-1.185	1185	-0.074	97.866
26/07/2013 23:41	3160800	1257.302	11.498	-1.184	1186	-0.073	97.867
27/07/2013 00:41	3164400	1257.302	11.498	-1.184	1187	-0.074	97.866
27/07/2013 01:41	3168000	1256.586	11.498	-1.176	1188	-0.074	97.866
27/07/2013 02:41	3171600	1256.279	11.549	-1.173	1189	-0.082	97.858
27/07/2013 03:41	3175200	1256.114	11.549	-1.172	1190	-0.085	97.855
27/07/2013 04:41	3178800	1256.09	11.498	-1.171	1191	-0.086	97.854
27/07/2013 05:41	3182400	1256.004	11.549	-1.171	1192	-0.087	97.853
27/07/2013 06:41	3186000	1255.65	11.498	-1.167	1193	-0.087	97.853
27/07/2013 07:41	3189600	1255.288	11.549	-1.163	1194	-0.091	97.849
27/07/2013 08:41	3193200	1254.933	11.498	-1.16	1195	-0.095	97.845
27/07/2013 09:41	3196800	1254.768	11.498	-1.158	1196	-0.098	97.842
27/07/2013 10:41	3200400	1254.272	11.498	-1.153	1197	-0.1	97.84
27/07/2013 11:41	3204000	1253.832	11.498	-1.148	1198	-0.105	97.835
27/07/2013 12:41	3207600	1253.69	11.549	-1.147	1199	-0.11	97.83
27/07/2013 13:41	3211200	1253.611	11.498	-1.146	1200	-0.111	97.829
27/07/2013 14:41	3214800	1252.974	11.549	-1.14	1201	-0.112	97.828
27/07/2013 15:41	3218400	1252.644	11.549	-1.136	1202	-0.118	97.822
27/07/2013 16:41	3222000	1252.093	11.549	-1.131	1203	-0.122	97.818
27/07/2013 17:41	3225600	1251.322	11.549	-1.123	1204	-0.127	97.813
27/07/2013 18:41	3229200	1251.157	11.549	-1.121	1205	-0.135	97.805
27/07/2013 19:41	3232800	1250.771	11.549	-1.117	1206	-0.137	97.803
27/07/2013 20:41	3236400	1250.551	11.549	-1.115	1207	-0.141	97.799
27/07/2013 21:41	3240000	1250.881	11.549	-1.118	1208	-0.143	97.797
27/07/2013 22:41	3243600	1250.551	11.549	-1.115	1209	-0.14	97.8

27/07/2013 23:41	3247200	1250.496	11.549	-1.114	1210	-0.143	97.797
28/07/2013 00:41	3250800	1250.385	11.549	-1.113	1211	-0.144	97.796
28/07/2013 01:41	3254400	1249.914	11.6	-1.108	1212	-0.145	97.795
28/07/2013 02:41	3258000	1249.395	11.549	-1.103	1213	-0.15	97.79
28/07/2013 03:41	3261600	1249.174	11.549	-1.101	1214	-0.155	97.785
28/07/2013 04:41	3265200	1249.119	11.549	-1.1	1215	-0.157	97.783
28/07/2013 05:41	3268800	1248.899	11.549	-1.098	1216	-0.158	97.782
28/07/2013 06:41	3272400	1248.734	11.549	-1.096	1217	-0.16	97.78
28/07/2013 07:41	3276000	1248.844	11.549	-1.097	1218	-0.162	97.778
28/07/2013 08:41	3279600	1248.514	11.549	-1.094	1219	-0.161	97.779
28/07/2013 09:41	3283200	1248.568	11.549	-1.095	1220	-0.164	97.776
28/07/2013 10:41	3286800	1248.403	11.549	-1.093	1221	-0.163	97.777
28/07/2013 11:41	3290400	1248.073	11.549	-1.09	1222	-0.165	97.775
28/07/2013 12:41	3294000	1248.041	11.6	-1.089	1223	-0.168	97.772
28/07/2013 13:41	3297600	1247.766	11.6	-1.086	1224	-0.169	97.771
28/07/2013 14:41	3301200	1247.302	11.549	-1.082	1225	-0.172	97.768
28/07/2013 15:41	3304800	1247.853	11.549	-1.087	1226	-0.176	97.764
28/07/2013 16:41	3308400	1247.381	11.6	-1.083	1227	-0.171	97.769
28/07/2013 17:41	3312000	1247.522	11.549	-1.084	1228	-0.175	97.765
28/07/2013 18:41	3315600	1247.436	11.6	-1.083	1229	-0.174	97.766
28/07/2013 19:41	3319200	1247.766	11.6	-1.086	1230	-0.175	97.765
28/07/2013 20:41	3322800	1247.876	11.6	-1.088	1231	-0.172	97.768
28/07/2013 21:41	3326400	1248.702	11.6	-1.096	1232	-0.17	97.77
28/07/2013 22:41	3330000	1248.978	11.6	-1.099	1233	-0.162	97.778
28/07/2013 23:41	3333600	1249.363	11.6	-1.103	1234	-0.159	97.781
29/07/2013 00:41	3337200	1249.332	11.652	-1.102	1235	-0.155	97.785
29/07/2013 01:41	3340800	1249.473	11.6	-1.104	1236	-0.156	97.784
29/07/2013 02:41	3344400	1250.244	11.6	-1.112	1237	-0.154	97.786
29/07/2013 03:41	3348000	1250.024	11.6	-1.11	1238	-0.146	97.794
29/07/2013 04:41	3351600	1249.992	11.652	-1.109	1239	-0.148	97.792
29/07/2013 05:41	3355200	1249.827	11.652	-1.108	1240	-0.149	97.791
29/07/2013 06:41	3358800	1250.52	11.6	-1.115	1241	-0.15	97.79
29/07/2013 07:41	3362400	1250.685	11.6	-1.116	1242	-0.143	97.797
29/07/2013 08:41	3366000	1251.29	11.6	-1.122	1243	-0.142	97.798
29/07/2013 09:41	3369600	1251.479	11.652	-1.124	1244	-0.136	97.804
29/07/2013 10:41	3373200	1251.589	11.652	-1.125	1245	-0.134	97.806
29/07/2013 11:41	3376800	1251.92	11.652	-1.129	1246	-0.133	97.807
29/07/2013 12:41	3380400	1252.117	11.6	-1.131	1247	-0.129	97.811
29/07/2013 13:41	3384000	1252.526	11.652	-1.135	1248	-0.127	97.813
29/07/2013 14:41	3387600	1252.581	11.652	-1.136	1249	-0.123	97.817
29/07/2013 15:41	3391200	1253.297	11.652	-1.143	1250	-0.122	97.818
29/07/2013 16:41	3394800	1254.399	11.652	-1.154	1251	-0.115	97.825
29/07/2013 17:41	3398400	1254.926	11.6	-1.16	1252	-0.104	97.836
29/07/2013 18:41	3402000	1255.17	11.652	-1.162	1253	-0.098	97.842
29/07/2013 19:41	3405600	1255.776	11.652	-1.168	1254	-0.096	97.844
29/07/2013 20:41	3409200	1256.272	11.652	-1.173	1255	-0.09	97.85
29/07/2013 21:41	3412800	1256.688	11.6	-1.178	1256	-0.085	97.855
29/07/2013 22:41	3416400	1257.539	11.652	-1.186	1257	-0.08	97.86
29/07/2013 23:41	3420000	1257.484	11.652	-1.186	1258	-0.072	97.868
30/07/2013 00:41	3423600	1257.649	11.652	-1.187	1259	-0.072	97.868
30/07/2013 01:41	3427200	1257.759	11.652	-1.188	1260	-0.071	97.869
30/07/2013 02:41	3430800	1257.043	11.652	-1.181	1261	-0.07	97.87
30/07/2013 03:41	3434400	1257.043	11.652	-1.181	1262	-0.077	97.863
30/07/2013 04:41	3438000	1256.712	11.652	-1.178	1263	-0.077	97.863
30/07/2013 05:41	3441600	1256.327	11.652	-1.174	1264	-0.08	97.86
30/07/2013 06:41	3445200	1256.138	11.6	-1.172	1265	-0.084	97.856
30/07/2013 07:41	3448800	1255.941	11.652	-1.17	1266	-0.086	97.854
30/07/2013 08:41	3452400	1256.327	11.652	-1.174	1267	-0.088	97.852
30/07/2013 09:41	3456000	1256.161	11.652	-1.172	1268	-0.084	97.856
30/07/2013 10:41	3459600	1256.437	11.652	-1.175	1269	-0.086	97.854
30/07/2013 11:41	3463200	1256.161	11.652	-1.172	1270	-0.083	97.857
30/07/2013 12:41	3466800	1256.051	11.652	-1.171	1271	-0.086	97.854
30/07/2013 13:41	3470400	1255.91	11.703	-1.17	1272	-0.087	97.853
30/07/2013 14:41	3474000	1255.996	11.652	-1.17	1273	-0.088	97.852
30/07/2013 15:41	3477600	1255.886	11.652	-1.169	1274	-0.088	97.852
30/07/2013 16:41	3481200	1256.217	11.652	-1.173	1275	-0.089	97.851
30/07/2013 17:41	3484800	1256.272	11.652	-1.173	1276	-0.085	97.855
30/07/2013 18:41	3488400	1257.098	11.652	-1.182	1277	-0.085	97.855
30/07/2013 19:41	3492000	1257.759	11.652	-1.188	1278	-0.076	97.864
30/07/2013 20:41	3495600	1257.869	11.652	-1.19	1279	-0.07	97.87
30/07/2013 21:41	3499200	1258.806	11.652	-1.199	1280	-0.068	97.872
30/07/2013 22:41	3502800	1259.136	11.652	-1.203	1281	-0.059	97.881
30/07/2013 23:41	3506400	1259.247	11.652	-1.204	1282	-0.055	97.885
31/07/2013 00:41	3510000	1259.215	11.703	-1.203	1283	-0.054	97.886
31/07/2013 01:41	3513600	1259.192	11.652	-1.203	1284	-0.055	97.885
31/07/2013 02:41	3517200	1258.72	11.703	-1.198	1285	-0.055	97.885
31/07/2013 03:41	3520800	1258.168	11.703	-1.193	1286	-0.06	97.88
31/07/2013 04:41	3524400	1258.334	11.703	-1.194	1287	-0.065	97.875
31/07/2013 05:41	3528000	1257.783	11.703	-1.189	1288	-0.064	97.876
31/07/2013 06:41	3531600	1257.759	11.652	-1.188	1289	-0.069	97.871
31/07/2013 07:41	3535200	1258.113	11.703	-1.192	1290	-0.07	97.87
31/07/2013 08:41	3538800	1257.728	11.703	-1.188	1291	-0.066	97.874
31/07/2013 09:41	3542400	1257.397	11.703	-1.185	1292	-0.07	97.87
31/07/2013 10:41	3546000	1256.767	11.652	-1.178	1293	-0.073	97.867
31/07/2013 11:41	3549600	1255.634	11.703	-1.167	1294	-0.08	97.86
31/07/2013 12:41	3553200	1255.689	11.703	-1.167	1295	-0.091	97.849
31/07/2013 13:41	3556800	1254.918	11.703	-1.159	1296	-0.091	97.849
31/07/2013 14:41	3560400	1254.092	11.703	-1.151	1297	-0.099	97.841
31/07/2013 15:41	3564000	1253.541	11.703	-1.145	1298	-0.107	97.833
31/07/2013 16:41	3567600	1253.211	11.703	-1.142	1299	-0.113	97.827
31/07/2013 17:41	3571200	1252.495	11.703	-1.135	1300	-0.116	97.824
31/07/2013 18:41	3574800	1252.495	11.703	-1.135	1301	-0.123	97.817
31/07/2013 19:41	3578400	1253.045	11.703	-1.14	1302	-0.123	97.817
31/07/2013 20:41	3582000	1252.463	11.754	-1.134	1303	-0.118	97.822
31/07/2013 21:41	3585600	1253.045	11.703	-1.14	1304	-0.124	97.816
31/07/2013 22:41	3589200	1253.431	11.703	-1.144	1305	-0.118	97.822
31/07/2013 23:41	3592800	1253.014	11.754	-1.14	1306	-0.114	97.826
01/08/2013 00:41	3596400	1252.495	11.703	-1.135	1307	-0.118	97.822
01/08/2013 01:41	3600000	1252.408	11.754	-1.134	1308	-0.123	97.817

01/08/2013 02:41	3603600	1252.078	11.754	-1.13	1309	-0.124	97.816
01/08/2013 03:41	3607200	1251.307	11.754	-1.123	1310	-0.128	97.812
01/08/2013 04:41	3610800	1250.952	11.703	-1.119	1311	-0.135	97.805
01/08/2013 05:41	3614400	1250.536	11.754	-1.115	1312	-0.139	97.801
01/08/2013 06:41	3618000	1250.402	11.703	-1.113	1313	-0.143	97.797
01/08/2013 07:41	3621600	1250.898	11.703	-1.118	1314	-0.145	97.795
01/08/2013 08:41	3625200	1250.866	11.754	-1.118	1315	-0.14	97.8
01/08/2013 09:41	3628800	1250.732	11.703	-1.117	1316	-0.14	97.8
01/08/2013 10:41	3632400	1250.536	11.754	-1.115	1317	-0.141	97.799
01/08/2013 11:41	3636000	1250.646	11.754	-1.116	1318	-0.143	97.797
01/08/2013 12:41	3639600	1249.875	11.754	-1.108	1319	-0.142	97.798
01/08/2013 13:41	3643200	1249.93	11.754	-1.109	1320	-0.15	97.79
01/08/2013 14:41	3646800	1249.709	11.754	-1.106	1321	-0.149	97.791
01/08/2013 15:41	3650400	1249.324	11.754	-1.102	1322	-0.152	97.788
01/08/2013 16:41	3654000	1249.324	11.754	-1.102	1323	-0.156	97.784
01/08/2013 17:41	3657600	1248.663	11.754	-1.096	1324	-0.156	97.784
01/08/2013 18:41	3661200	1247.892	11.754	-1.088	1325	-0.162	97.778
01/08/2013 19:41	3664800	1247.837	11.754	-1.087	1326	-0.17	97.77
01/08/2013 20:41	3668400	1247.452	11.754	-1.083	1327	-0.171	97.769
01/08/2013 21:41	3672000	1247.342	11.754	-1.082	1328	-0.175	97.765
01/08/2013 22:41	3675600	1247.011	11.754	-1.079	1329	-0.176	97.764
01/08/2013 23:41	3679200	1247.011	11.754	-1.079	1330	-0.179	97.761
02/08/2013 00:41	3682800	1247.342	11.754	-1.082	1331	-0.179	97.761
02/08/2013 01:41	3686400	1247.011	11.754	-1.079	1332	-0.176	97.764
02/08/2013 02:41	3690000	1246.791	11.754	-1.077	1333	-0.179	97.761
02/08/2013 03:41	3693600	1246.46	11.754	-1.073	1334	-0.181	97.759
02/08/2013 04:41	3697200	1246.075	11.754	-1.069	1335	-0.185	97.755
02/08/2013 05:41	3700800	1246.571	11.754	-1.074	1336	-0.189	97.751
02/08/2013 06:41	3704400	1246.956	11.754	-1.078	1337	-0.184	97.756
02/08/2013 07:41	3708000	1247.64	11.805	-1.085	1338	-0.18	97.76
02/08/2013 08:41	3711600	1247.782	11.754	-1.087	1339	-0.173	97.767
02/08/2013 09:41	3715200	1248.112	11.754	-1.09	1340	-0.171	97.769
02/08/2013 10:41	3718800	1248.718	11.754	-1.096	1341	-0.168	97.772
02/08/2013 11:41	3722400	1248.797	11.805	-1.097	1342	-0.162	97.778
02/08/2013 12:41	3726000	1248.773	11.754	-1.097	1343	-0.161	97.779
02/08/2013 13:41	3729600	1249.269	11.754	-1.102	1344	-0.161	97.779
02/08/2013 14:41	3733200	1249.293	11.805	-1.102	1345	-0.156	97.784
02/08/2013 15:41	3736800	1249.238	11.805	-1.101	1346	-0.156	97.784
02/08/2013 16:41	3740400	1249.458	11.805	-1.104	1347	-0.157	97.783
02/08/2013 17:41	3744000	1250.04	11.754	-1.11	1348	-0.154	97.786
02/08/2013 18:41	3747600	1249.709	11.754	-1.106	1349	-0.148	97.792
02/08/2013 19:41	3751200	1250.425	11.754	-1.114	1350	-0.152	97.788
02/08/2013 20:41	3754800	1251.362	11.754	-1.123	1351	-0.144	97.796
02/08/2013 21:41	3758400	1251.826	11.805	-1.128	1352	-0.135	97.805
02/08/2013 22:41	3762000	1252.487	11.805	-1.135	1353	-0.13	97.81
02/08/2013 23:41	3765600	1252.243	11.754	-1.132	1354	-0.123	97.817
03/08/2013 00:41	3769200	1252.487	11.805	-1.135	1355	-0.126	97.814
03/08/2013 01:41	3772800	1252.928	11.805	-1.139	1356	-0.123	97.817
03/08/2013 02:41	3776400	1253.148	11.805	-1.141	1357	-0.119	97.821
03/08/2013 03:41	3780000	1253.754	11.805	-1.148	1358	-0.117	97.823
03/08/2013 04:41	3783600	1254.305	11.805	-1.153	1359	-0.11	97.83
03/08/2013 05:41	3787200	1255.076	11.805	-1.161	1360	-0.105	97.835
03/08/2013 06:41	3790800	1255.627	11.805	-1.167	1361	-0.097	97.843
03/08/2013 07:41	3794400	1256.453	11.805	-1.175	1362	-0.091	97.849
03/08/2013 08:41	3798000	1257.114	11.805	-1.182	1363	-0.083	97.857
03/08/2013 09:41	3801600	1257.5	11.805	-1.186	1364	-0.076	97.864
03/08/2013 10:41	3805200	1257.831	11.805	-1.189	1365	-0.072	97.868
03/08/2013 11:41	3808800	1258.657	11.805	-1.198	1366	-0.069	97.871
03/08/2013 12:41	3812400	1258.106	11.805	-1.192	1367	-0.06	97.88
03/08/2013 13:41	3816000	1258.437	11.805	-1.195	1368	-0.066	97.874
03/08/2013 14:41	3819600	1258.712	11.805	-1.198	1369	-0.063	97.877
03/08/2013 15:41	3823200	1258.988	11.805	-1.201	1370	-0.06	97.88
03/08/2013 16:41	3826800	1259.263	11.805	-1.204	1371	-0.057	97.883
03/08/2013 17:41	3830400	1258.933	11.805	-1.2	1372	-0.054	97.886
03/08/2013 18:41	3834000	1259.374	11.805	-1.205	1373	-0.058	97.882
03/08/2013 19:41	3837600	1259.153	11.805	-1.203	1374	-0.053	97.887
03/08/2013 20:41	3841200	1259.98	11.805	-1.211	1375	-0.055	97.885
03/08/2013 21:41	3844800	1259.893	11.856	-1.21	1376	-0.047	97.893
03/08/2013 22:41	3848400	1259.814	11.805	-1.209	1377	-0.048	97.892
03/08/2013 23:41	3852000	1260.145	11.805	-1.213	1378	-0.049	97.891
04/08/2013 00:41	3855600	1259.924	11.805	-1.211	1379	-0.045	97.895
04/08/2013 01:41	3859200	1259.924	11.805	-1.211	1380	-0.047	97.893
04/08/2013 02:41	3862800	1259.594	11.805	-1.207	1381	-0.047	97.893
04/08/2013 03:41	3866400	1259.783	11.856	-1.209	1382	-0.051	97.889
04/08/2013 04:41	3870000	1259.649	11.805	-1.208	1383	-0.049	97.891
04/08/2013 05:41	3873600	1259.704	11.805	-1.208	1384	-0.05	97.89
04/08/2013 06:41	3877200	1259.924	11.805	-1.211	1385	-0.05	97.89
04/08/2013 07:41	3880800	1260.058	11.856	-1.212	1386	-0.047	97.893
04/08/2013 08:41	3884400	1259.838	11.856	-1.21	1387	-0.046	97.894
04/08/2013 09:41	3888000	1260.255	11.805	-1.214	1388	-0.048	97.892
04/08/2013 10:41	3891600	1260.169	11.856	-1.213	1389	-0.044	97.896
04/08/2013 11:41	3895200	1259.728	11.856	-1.209	1390	-0.045	97.895
04/08/2013 12:41	3898800	1259.728	11.856	-1.209	1391	-0.049	97.891
04/08/2013 13:41	3902400	1258.877	11.805	-1.2	1392	-0.049	97.891
04/08/2013 14:41	3906000	1258.956	11.856	-1.201	1393	-0.058	97.882
04/08/2013 15:41	3909600	1258.516	11.856	-1.196	1394	-0.057	97.883
04/08/2013 16:41	3913200	1257.965	11.856	-1.191	1395	-0.062	97.878
04/08/2013 17:41	3916800	1257.61	11.805	-1.187	1396	-0.067	97.873
04/08/2013 18:41	3920400	1257.579	11.856	-1.187	1397	-0.071	97.869
04/08/2013 19:41	3924000	1257.941	11.805	-1.19	1398	-0.071	97.869
04/08/2013 20:41	3927600	1257.854	11.856	-1.189	1399	-0.068	97.872
04/08/2013 21:41	3931200	1258.271	11.805	-1.194	1400	-0.069	97.871
04/08/2013 22:41	3934800	1258.24	11.856	-1.193	1401	-0.064	97.876
04/08/2013 23:41	3938400	1258.406	11.856	-1.195	1402	-0.065	97.875
05/08/2013 00:41	3942000	1257.965	11.856	-1.191	1403	-0.063	97.877
05/08/2013 01:41	3945600	1257.91	11.856	-1.19	1404	-0.067	97.873
05/08/2013 02:41	3949200	1257.579	11.856	-1.187	1405	-0.068	97.872
05/08/2013 03:41	3952800	1257.799	11.856	-1.189	1406	-0.071	97.869
05/08/2013 04:41	3956400	1257.524	11.856	-1.186	1407	-0.069	97.871

05/08/2013 05:41	3960000	1257.248	11.856	-1.183	1408	-0.072	97.868
05/08/2013 06:41	3963600	1257.91	11.856	-1.19	1409	-0.075	97.865
05/08/2013 07:41	3967200	1257.965	11.856	-1.191	1410	-0.068	97.872
05/08/2013 08:41	3970800	1258.681	11.856	-1.198	1411	-0.067	97.873
05/08/2013 09:41	3974400	1259.177	11.856	-1.203	1412	-0.06	97.88
05/08/2013 10:41	3978000	1259.397	11.856	-1.205	1413	-0.055	97.885
05/08/2013 11:41	3981600	1259.177	11.856	-1.203	1414	-0.053	97.887
05/08/2013 12:41	3985200	1259.397	11.856	-1.205	1415	-0.055	97.885
05/08/2013 13:41	3988800	1259.893	11.856	-1.21	1416	-0.053	97.887
05/08/2013 14:41	3992400	1259.397	11.856	-1.205	1417	-0.048	97.892
05/08/2013 15:41	3996000	1259.862	11.908	-1.21	1418	-0.053	97.887
05/08/2013 16:41	3999600	1260.248	11.908	-1.214	1419	-0.048	97.892
05/08/2013 17:41	4003200	1260.413	11.908	-1.216	1420	-0.044	97.896
05/08/2013 18:41	4006800	1260.799	11.908	-1.219	1421	-0.042	97.898
05/08/2013 19:41	4010400	1261.381	11.856	-1.225	1422	-0.039	97.901
05/08/2013 20:41	4014000	1261.932	11.856	-1.231	1423	-0.033	97.907
05/08/2013 21:41	4017600	1262.397	11.908	-1.236	1424	-0.027	97.913
05/08/2013 22:41	4021200	1262.838	11.908	-1.24	1425	-0.022	97.918
05/08/2013 23:41	4024800	1263.224	11.908	-1.244	1426	-0.018	97.922
06/08/2013 00:41	4028400	1263.389	11.908	-1.246	1427	-0.014	97.926
06/08/2013 01:41	4032000	1263.224	11.908	-1.244	1428	-0.012	97.928
06/08/2013 02:41	4035600	1263.444	11.908	-1.246	1429	-0.014	97.926
06/08/2013 03:41	4039200	1263.279	11.908	-1.245	1430	-0.012	97.928
06/08/2013 04:41	4042800	1262.727	11.908	-1.239	1431	-0.013	97.927
06/08/2013 05:41	4046400	1262.672	11.908	-1.239	1432	-0.019	97.921
06/08/2013 06:41	4050000	1262.783	11.908	-1.24	1433	-0.019	97.921
06/08/2013 07:41	4053600	1263.224	11.908	-1.244	1434	-0.018	97.922
06/08/2013 08:41	4057200	1263.168	11.908	-1.244	1435	-0.014	97.926
06/08/2013 09:41	4060800	1263.334	11.908	-1.245	1436	-0.014	97.926
06/08/2013 10:41	4064400	1263.113	11.908	-1.243	1437	-0.013	97.927
06/08/2013 11:41	4068000	1262.703	11.856	-1.239	1438	-0.015	97.925
06/08/2013 12:41	4071600	1262.562	11.908	-1.237	1439	-0.019	97.921
06/08/2013 13:41	4075200	1262.231	11.908	-1.234	1440	-0.021	97.919
06/08/2013 14:41	4078800	1261.956	11.908	-1.231	1441	-0.024	97.916
06/08/2013 15:41	4082400	1261.185	11.908	-1.223	1442	-0.027	97.913
06/08/2013 16:41	4086000	1261.105	11.856	-1.223	1443	-0.035	97.905
06/08/2013 17:41	4089600	1260.964	11.908	-1.221	1444	-0.035	97.905
06/08/2013 18:41	4093200	1260.303	11.908	-1.214	1445	-0.037	97.903
06/08/2013 19:41	4096800	1260.137	11.908	-1.213	1446	-0.044	97.896
06/08/2013 20:41	4100400	1260.799	11.908	-1.219	1447	-0.045	97.895
06/08/2013 21:41	4104000	1261.019	11.908	-1.222	1448	-0.039	97.901
06/08/2013 22:41	4107600	1261.019	11.908	-1.222	1449	-0.036	97.904
06/08/2013 23:41	4111200	1260.964	11.908	-1.221	1450	-0.036	97.904
07/08/2013 00:41	4114800	1260.909	11.908	-1.221	1451	-0.037	97.903
07/08/2013 01:41	4118400	1260.744	11.908	-1.219	1452	-0.037	97.903
07/08/2013 02:41	4122000	1260.964	11.908	-1.221	1453	-0.039	97.901
07/08/2013 03:41	4125600	1261.074	11.908	-1.222	1454	-0.037	97.903
07/08/2013 04:41	4129200	1261.515	11.908	-1.227	1455	-0.036	97.904
07/08/2013 05:41	4132800	1262.287	11.908	-1.235	1456	-0.031	97.909
07/08/2013 06:41	4136400	1262.177	11.908	-1.234	1457	-0.023	97.917
07/08/2013 07:41	4140000	1262.507	11.908	-1.237	1458	-0.024	97.916
07/08/2013 08:41	4143600	1262.507	11.908	-1.237	1459	-0.021	97.919
07/08/2013 09:41	4147200	1262.838	11.908	-1.24	1460	-0.021	97.919
07/08/2013 10:41	4150800	1263.358	11.959	-1.246	1461	-0.018	97.922
07/08/2013 11:41	4154400	1263.744	11.959	-1.25	1462	-0.012	97.928
07/08/2013 12:41	4158000	1263.633	11.959	-1.248	1463	-0.008	97.932
07/08/2013 13:41	4161600	1263.664	11.908	-1.249	1464	-0.01	97.93
07/08/2013 14:41	4165200	1263.609	11.908	-1.248	1465	-0.009	97.931
07/08/2013 15:41	4168800	1263.444	11.908	-1.246	1466	-0.01	97.93
07/08/2013 16:41	4172400	1263.964	11.959	-1.252	1467	-0.012	97.928
07/08/2013 17:41	4176000	1263.633	11.959	-1.248	1468	-0.006	97.934
07/08/2013 18:41	4179600	1264.381	11.908	-1.256	1469	-0.01	97.93
07/08/2013 19:41	4183200	1264.405	11.959	-1.256	1470	-0.002	97.938
07/08/2013 20:41	4186800	1264.57	11.959	-1.258	1471	-0.002	97.938
07/08/2013 21:41	4190400	1265.287	11.959	-1.265	1472	0	97.94
07/08/2013 22:41	4194000	1265.263	11.908	-1.265	1473	0.007	97.947
07/08/2013 23:41	4197600	1264.901	11.959	-1.261	1474	0.007	97.947
08/08/2013 00:41	4201200	1265.121	11.959	-1.264	1475	0.003	97.943
08/08/2013 01:41	4204800	1265.287	11.959	-1.265	1476	0.006	97.946
08/08/2013 02:41	4208400	1264.901	11.959	-1.261	1477	0.007	97.947
08/08/2013 03:41	4212000	1264.956	11.959	-1.262	1478	0.003	97.943
08/08/2013 04:41	4215600	1264.791	11.959	-1.26	1479	0.004	97.944
08/08/2013 05:41	4219200	1264.877	11.908	-1.261	1480	0.002	97.942
08/08/2013 06:41	4222800	1264.736	11.959	-1.26	1481	0.003	97.943
08/08/2013 07:41	4226400	1264.736	11.959	-1.26	1482	0.002	97.942
08/08/2013 08:41	4230000	1264.846	11.959	-1.261	1483	0.002	97.942
08/08/2013 09:41	4233600	1264.57	11.959	-1.258	1484	0.003	97.943
08/08/2013 10:41	4237200	1264.901	11.959	-1.261	1485	0	97.94
08/08/2013 11:41	4240800	1264.57	11.959	-1.258	1486	0.003	97.94

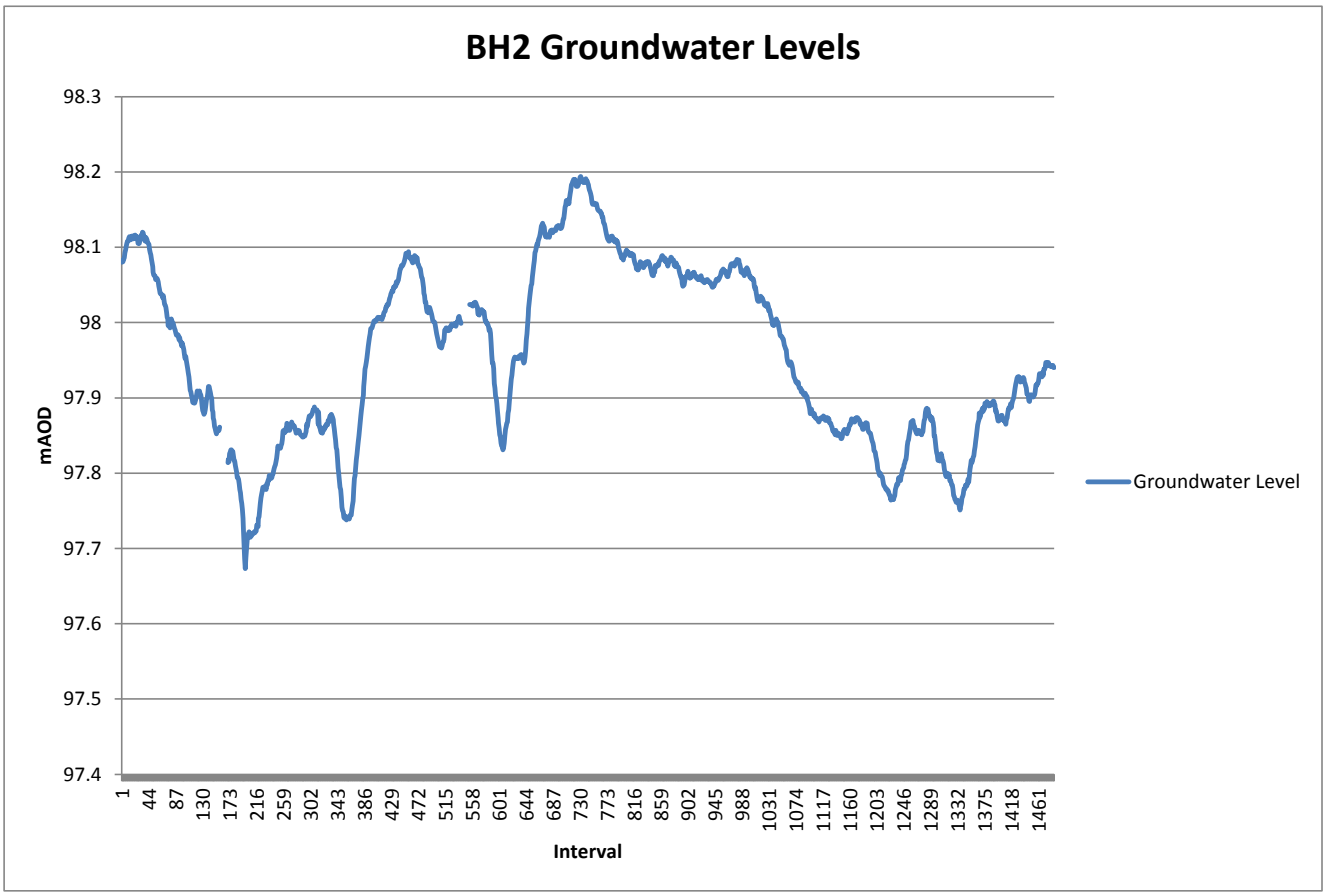
BH2 Groundwater Levels
98.3
98.2
98.1
98
97.9
97.8
97.7
97.6
97.5
97.4
mAOD
1
44
87
130
173
216
259
302
343
386
429
472
515
558
601
644
687
730
773
816
859
902
945
988
1031
1074
1117
1160
1203
1246
1289
1332
1375
1418
1461
Interval
Groundwater Level

Report Date: 08/08/2013 12:12:29
Report User Name: dcasey
Report Computer Name: AWN_DELL_NB172
Application: WinSitu.exe
Application Version: 5.6.22.4

Log File Properties:
File Name: BH3_2013-08-08_12-12-27-180.wsl
Create Date: 08/08/2013 12:12:24

Device Properties:
Device: Rugged TROLL 100
Site: Coolnabacky BH 3 SN339278
Device Name:
Serial Number: 339278
Firmware Version: 1.01
Hardware Version: 0
Device Address: 1
Device Comm Cfg: 19200,8,Even,1,(Modbus-RTU)
Used Memory(%): 0
Used Battery(%): 1

Log Configuration
Log Name: BH3
Created By: btiernan
Computer Name: BTIERNAN-HP
Application: WinSitu.exe
Application Version: 5.6.24.4
Create Date: 20/06/2013 10:02:59 GMT Daylight Time
Log Setup Time Zone: GMT Daylight Time
Notes Size(bytes): 4096
Overwrite when full: Disabled
Scheduled Start Time: 20/06/2013 11:00:00 GMT Daylight Time
Scheduled Stop Time: No Stop Time
Type: Linear
Interval: Days: 0 hrs: 01 mins: 00 secs: 00

Level Reference Settings At Log Creation
Level Measurement Mode: Level Depth To Water
Specific Gravity: 0.999
Level Reference Mode: Set new reference
Level Reference Value: 1.44 (m)
Level Reference Head Pressure: 998.838 (mBar)

Other Log Settings
Depth of Probe: 10.1957 (m)
Head Pressure: 998.858 (mBar)
Temperature: 20.9253 (C)

Log Notes:

Date and Time	Note
20/06/2013 10:03:12	Used Battery: 1% Used Memory: 6% User Name: btiernan
20/06/2013 10:03:19	Manual Start Command
30/06/2013 13:49:18	Log Download - Used Battery: 1% Used Memory: 6% User Name: btiernan
08/08/2013 12:12:11	Log Download - Used Battery: 2% Used Memory: 6% User Name: dcasey

---

Log Data:
Record Count: 1179
Sensors: 1
1 - 339278: Pressure/Temp PSIA (9m/30ft)
Time Zone: GMT Daylight Time

		Sensor: Pres(A) 30ft		Sensor: Pres(A) 30ft		Sensor: Pres(A) 30ft		
	Elapsed Time	SN#: 339278		SN#: 339278		SN#: 339278		
Date and Time	Seconds	Pressure (mBar)		Temperature (C)		Level Depth To Water (m)		
06/06/2013 15:00	0	1202.361	9.973	-0.652		1		97.2
06/06/2013 16:00	3600	1202.056	9.922	-0.649		2	-0.003	97.197
06/06/2013 17:00	7200	1202.113	9.922	-0.649		3	-0.003	97.197
06/06/2013 18:00	10800	1202.304	9.973	-0.651		4	-0.001	97.199
06/06/2013 19:00	14400	1202.488	9.87	-0.653		5	0.001	97.201
06/06/2013 20:00	18000	1202.679	9.922	-0.655		6	0.003	97.203
06/06/2013 21:00	21600	1203.168	9.87	-0.66		7	0.008	97.208
06/06/2013 22:00	25200	1203.564	9.87	-0.664		8	0.012	97.212
06/06/2013 23:00	28800	1203.791	9.87	-0.666		9	0.014	97.214
07/06/2013 00:00	32400	1204.357	9.87	-0.672		10	0.02	97.22
07/06/2013 01:00	36000	1204.492	9.922	-0.674		11	0.022	97.222
07/06/2013 02:00	39600	1204.187	9.87	-0.671		12	0.019	97.219
07/06/2013 03:00	43200	1204.662	9.922	-0.675		13	0.023	97.223
07/06/2013 04:00	46800	1204.527	9.87	-0.674		14	0.022	97.222
07/06/2013 05:00	50400	1204.244	9.87	-0.671		15	0.019	97.219
07/06/2013 06:00	54000	1204.662	9.922	-0.675		16	0.023	97.223
07/06/2013 07:00	57600	1204.719	9.922	-0.676		17	0.024	97.224
07/06/2013 08:00	61200	1204.471	9.87	-0.673		18	0.021	97.221
07/06/2013 09:00	64800	1204.832	9.922	-0.677		19	0.025	97.225
07/06/2013 10:00	68400	1204.492	9.922	-0.674		20	0.022	97.222
07/06/2013 11:00	72000	1204.492	9.922	-0.674		21	0.022	97.222
07/06/2013 12:00	75600	1204.549	9.922	-0.674		22	0.022	97.222
07/06/2013 13:00	79200	1204.039	9.922	-0.669		23	0.017	97.217

07/06/2013 14:00	82800	1204.379	9.922	-0.672	24	0.02	97.22
07/06/2013 15:00	86400	1204.039	9.922	-0.669	25	0.017	97.217
07/06/2013 16:00	90000	1204.209	9.922	-0.671	26	0.019	97.219
07/06/2013 17:00	93600	1203.699	9.922	-0.666	27	0.014	97.214
07/06/2013 18:00	97200	1203.926	9.922	-0.668	28	0.016	97.216
07/06/2013 19:00	100800	1203.699	9.922	-0.666	29	0.014	97.214
07/06/2013 20:00	104400	1203.982	9.922	-0.668	30	0.016	97.216
07/06/2013 21:00	108000	1203.755	9.922	-0.666	31	0.014	97.214
07/06/2013 22:00	111600	1204.152	9.922	-0.67	32	0.018	97.218
07/06/2013 23:00	115200	1204.435	9.922	-0.673	33	0.021	97.221
08/06/2013 00:00	118800	1204.549	9.922	-0.674	34	0.022	97.222
08/06/2013 01:00	122400	1204.379	9.922	-0.672	35	0.02	97.22
08/06/2013 02:00	126000	1204.322	9.922	-0.672	36	0.02	97.22
08/06/2013 03:00	129600	1204.039	9.922	-0.669	37	0.017	97.217
08/06/2013 04:00	133200	1204.06	9.973	-0.669	38	0.017	97.217
08/06/2013 05:00	136800	1203.755	9.922	-0.666	39	0.014	97.214
08/06/2013 06:00	140400	1203.529	9.922	-0.664	40	0.012	97.212
08/06/2013 07:00	144000	1203.926	9.922	-0.668	41	0.016	97.216
08/06/2013 08:00	147600	1203.437	9.973	-0.663	42	0.011	97.211
08/06/2013 09:00	151200	1203.267	9.973	-0.661	43	0.009	97.209
08/06/2013 10:00	154800	1202.984	9.973	-0.658	44	0.006	97.206
08/06/2013 11:00	158400	1202.814	9.973	-0.657	45	0.005	97.205
08/06/2013 12:00	162000	1202.283	9.922	-0.651	46	-0.001	97.199
08/06/2013 13:00	165600	1202.056	9.922	-0.649	47	-0.003	97.197
08/06/2013 14:00	169200	1201.738	9.973	-0.646	48	-0.006	97.194
08/06/2013 15:00	172800	1201.398	9.973	-0.642	49	-0.01	97.19
08/06/2013 16:00	176400	1200.888	9.973	-0.637	50	-0.015	97.185
08/06/2013 17:00	180000	1200.208	9.973	-0.63	51	-0.022	97.178
08/06/2013 18:00	183600	1199.585	9.973	-0.624	52	-0.028	97.172
08/06/2013 19:00	187200	1199.245	9.973	-0.62	53	-0.032	97.168
08/06/2013 20:00	190800	1199.132	9.973	-0.619	54	-0.033	97.167
08/06/2013 21:00	194400	1198.962	9.973	-0.617	55	-0.035	97.165
08/06/2013 22:00	198000	1199.019	9.973	-0.618	56	-0.034	97.166
08/06/2013 23:00	201600	1198.792	9.973	-0.615	57	-0.037	97.163
09/06/2013 00:00	205200	1198.906	9.973	-0.617	58	-0.035	97.165
09/06/2013 01:00	208800	1198.453	9.973	-0.612	59	-0.04	97.16
09/06/2013 02:00	212400	1198.113	9.973	-0.609	60	-0.043	97.157
09/06/2013 03:00	216000	1197.83	9.973	-0.606	61	-0.046	97.154
09/06/2013 04:00	219600	1197.263	9.973	-0.6	62	-0.052	97.148
09/06/2013 05:00	223200	1197.15	9.973	-0.599	63	-0.053	97.147
09/06/2013 06:00	226800	1196.584	9.973	-0.593	64	-0.059	97.141
09/06/2013 07:00	230400	1196.527	9.973	-0.592	65	-0.06	97.14
09/06/2013 08:00	234000	1196.47	9.973	-0.592	66	-0.06	97.14
09/06/2013 09:00	237600	1196.301	9.973	-0.59	67	-0.062	97.138
09/06/2013 10:00	241200	1195.982	10.025	-0.587	68	-0.065	97.135
09/06/2013 11:00	244800	1195.642	10.025	-0.583	69	-0.069	97.131
09/06/2013 12:00	248400	1195.359	10.025	-0.58	70	-0.072	97.128
09/06/2013 13:00	252000	1194.963	10.025	-0.576	71	-0.076	97.124
09/06/2013 14:00	255600	1194.68	10.025	-0.573	72	-0.079	97.121
09/06/2013 15:00	259200	1194.283	10.025	-0.569	73	-0.083	97.117
09/06/2013 16:00	262800	1193.661	10.025	-0.563	74	-0.089	97.111
09/06/2013 17:00	266400	1193.151	10.025	-0.558	75	-0.094	97.106
09/06/2013 18:00	270000	1193.208	10.025	-0.558	76	-0.094	97.106
09/06/2013 19:00	273600	1192.755	10.025	-0.554	77	-0.098	97.102
09/06/2013 20:00	277200	1192.811	10.025	-0.554	78	-0.098	97.102
09/06/2013 21:00	280800	1192.811	10.025	-0.554	79	-0.098	97.102
09/06/2013 22:00	284400	1192.981	10.025	-0.556	80	-0.096	97.104
09/06/2013 23:00	288000	1192.925	10.025	-0.556	81	-0.096	97.104
10/06/2013 00:00	291600	1192.755	10.025	-0.554	82	-0.098	97.102
10/06/2013 01:00	295200	1192.776	10.077	-0.554	83	-0.098	97.102
10/06/2013 02:00	298800	1192.528	10.025	-0.552	84	-0.1	97.1
10/06/2013 03:00	302400	1192.019	10.025	-0.546	85	-0.106	97.094
10/06/2013 04:00	306000	1191.7	10.077	-0.543	86	-0.109	97.091
10/06/2013 05:00	309600	1191.396	10.025	-0.54	87	-0.112	97.088
10/06/2013 06:00	313200	1191.077	10.077	-0.537	88	-0.115	97.085
10/06/2013 07:00	316800	1191	10.025	-0.536	89	-0.116	97.084
10/06/2013 08:00	320400	1190.829	10.025	-0.534	90	-0.118	97.082
10/06/2013 09:00	324000	1190.681	10.077	-0.533	91	-0.119	97.081
10/06/2013 10:00	327600	1190.568	10.077	-0.532	92	-0.12	97.08
10/06/2013 11:00	331200	1190.398	10.077	-0.53	93	-0.122	97.078
10/06/2013 12:00	334800	1190.15	10.025	-0.527	94	-0.125	97.075
10/06/2013 13:00	338400	1189.98	10.025	-0.526	95	-0.126	97.074
10/06/2013 14:00	342000	1189.606	10.077	-0.522	96	-0.13	97.07
10/06/2013 15:00	345600	1189.888	10.077	-0.525	97	-0.127	97.073
10/06/2013 16:00	349200	1189.528	10.025	-0.521	98	-0.131	97.069
10/06/2013 17:00	352800	1189.096	10.077	-0.516	99	-0.136	97.064
10/06/2013 18:00	356400	1188.792	10.025	-0.513	100	-0.139	97.061
10/06/2013 19:00	360000	1188.417	10.077	-0.51	101	-0.142	97.058
10/06/2013 20:00	363600	1187.999	10.025	-0.505	102	-0.147	97.053
10/06/2013 21:00	367200	1187.624	10.077	-0.501	103	-0.151	97.049
10/06/2013 22:00	370800	1187.454	10.077	-0.5	104	-0.152	97.048
10/06/2013 23:00	374400	1187.341	10.077	-0.499	105	-0.153	97.047
11/06/2013 00:00	378000	1186.492	10.077	-0.49	106	-0.162	97.038
11/06/2013 01:00	381600	1186.379	10.077	-0.489	107	-0.163	97.037
11/06/2013 02:00	385200	1185.7	10.077	-0.482	108	-0.17	97.03
11/06/2013 03:00	388800	1185.19	10.077	-0.477	109	-0.175	97.025
11/06/2013 04:00	392400	1184.568	10.077	-0.47	110	-0.182	97.018
11/06/2013 05:00	396000	1184.115	10.077	-0.466	111	-0.186	97.014
11/06/2013 06:00	399600	1183.436	10.077	-0.459	112	-0.193	97.007
11/06/2013 07:00	403200	1182.757	10.077	-0.452	113	-0.2	97
11/06/2013 08:00	406800	1182.608	10.129	-0.45	114	-0.202	96.998
11/06/2013 09:00	410400	1182.269	10.129	-0.447	115	-0.205	96.995
11/06/2013 10:00	414000	1182.361	10.077	-0.448	116	-0.204	96.996
11/06/2013 11:00	417600	1181.795	10.077	-0.442	117	-0.21	96.99
11/06/2013 12:00	421200	1182.304	10.077	-0.447	118	-0.205	96.995
11/06/2013 13:00	424800	1182.042	10.129	-0.445	119	-0.207	96.993
11/06/2013 14:00	428400	1182.587	10.077	-0.45	120	-0.202	96.998
11/06/2013 15:00	432000	1182.891	10.129	-0.453	121	-0.199	97.001
11/06/2013 16:00	435600	1182.721	10.129	-0.451	122	-0.201	96.999

11/06/2013 17:00	439200	1182.721	10.129	-0.451	123	-0.201	96.999
11/06/2013 18:00	442800	1182.439	10.129	-0.449	124	-0.203	96.997
11/06/2013 19:00	446400	1182.778	10.129	-0.452	125	-0.2	97
11/06/2013 20:00	450000	1182.382	10.129	-0.448	126	-0.204	96.996
11/06/2013 21:00	453600	1182.12	10.181	-0.445	127	-0.207	96.993
11/06/2013 22:00	457200	1181.646	10.129	-0.44	128	-0.212	96.988
11/06/2013 23:00	460800	1181.102	10.181	-0.435	129	-0.217	96.983
12/06/2013 00:00	464400	1180.741	10.129	-0.431	130	-0.221	96.979
12/06/2013 01:00	468000	1180.288	10.129	-0.427	131	-0.225	96.975
12/06/2013 02:00	471600	1180.026	10.181	-0.424	132	-0.228	96.972
12/06/2013 03:00	475200	1179.744	10.181	-0.421	133	-0.231	96.969
12/06/2013 04:00	478800	1180.005	10.129	-0.424	134	-0.228	96.972
12/06/2013 05:00	482400	1180.685	10.129	-0.431	135	-0.221	96.979
12/06/2013 06:00	486000	1180.875	10.181	-0.433	136	-0.219	96.981
12/06/2013 07:00	489600	1181.668	10.181	-0.441	137	-0.211	96.989
12/06/2013 08:00	493200	1181.837	10.181	-0.442	138	-0.21	96.99
12/06/2013 09:00	496800	1182.403	10.181	-0.448	139	-0.204	96.996
12/06/2013 10:00	500400	1182.516	10.181	-0.449	140	-0.203	96.997
12/06/2013 11:00	504000	1182.12	10.181	-0.445	141	-0.207	96.993
12/06/2013 12:00	507600	1181.781	10.181	-0.442	142	-0.21	96.99
12/06/2013 13:00	511200	1181.668	10.181	-0.441	143	-0.211	96.989
12/06/2013 14:00	514800	1181.215	10.181	-0.436	144	-0.216	96.984
12/06/2013 15:00	518400	1180.196	10.181	-0.426	145	-0.226	96.974
12/06/2013 16:00	522000	1179.744	10.181	-0.421	146	-0.231	96.969
12/06/2013 17:00	525600	1179.517	10.181	-0.419	147	-0.233	96.967
12/06/2013 18:00	529200	1178.725	10.181	-0.411	148	-0.241	96.959
12/06/2013 19:00	532800	1178.556	10.181	-0.409	149	-0.243	96.957
12/06/2013 20:00	536400	1178.124	10.233	-0.405	150	-0.247	96.953
12/06/2013 21:00	540000	1177.254	10.181	-0.396	151	-0.256	96.944
12/06/2013 22:00	543600	1177.424	10.181	-0.397	152	-0.255	96.945
12/06/2013 23:00	547200	1177.141	10.181	-0.394	153	-0.258	96.942
13/06/2013 00:00	550800	1177.162	10.233	-0.395	154	-0.257	96.943
13/06/2013 01:00	554400	1177.141	10.181	-0.394	155	-0.258	96.942
13/06/2013 02:00	558000	1177.028	10.181	-0.393	156	-0.259	96.941
13/06/2013 03:00	561600	1177.424	10.181	-0.397	157	-0.255	96.945
13/06/2013 04:00	565200	1177.594	10.181	-0.399	158	-0.253	96.947
13/06/2013 05:00	568800	1178.633	10.233	-0.41	159	-0.242	96.958
13/06/2013 06:00	572400	1179.404	10.181	-0.418	160	-0.234	96.966
13/06/2013 07:00	576000	1180.727	10.233	-0.431	161	-0.221	96.979
13/06/2013 08:00	579600	1181.611	10.181	-0.44	162	-0.212	96.988
13/06/2013 09:00	583200	1182.481	10.233	-0.449	163	-0.203	96.997
13/06/2013 10:00	586800	1182.629	10.181	-0.45	164	-0.202	96.998
13/06/2013 11:00	590400	1182.99	10.233	-0.454	165	-0.198	97.002
13/06/2013 12:00	594000	1183.556	10.233	-0.46	166	-0.192	97.008
13/06/2013 13:00	597600	1183.818	10.181	-0.463	167	-0.189	97.011
13/06/2013 14:00	601200	1184.462	10.233	-0.469	168	-0.183	97.017
13/06/2013 15:00	604800	1184.858	10.233	-0.473	169	-0.179	97.021
13/06/2013 16:00	608400	1181.113	15.7	-0.435	170	-0.217	96.983
13/06/2013 17:00	612000	1180.903	10.388	-0.433	171	-0.219	96.981
13/06/2013 18:00	615600	1181.087	10.284	-0.435	172	-0.217	96.983
13/06/2013 19:00	619200	1181.448	10.336	-0.438	173	-0.214	96.986
13/06/2013 20:00	622800	1181.71	10.284	-0.441	174	-0.211	96.989
13/06/2013 21:00	626400	1181.879	10.284	-0.443	175	-0.209	96.991
13/06/2013 22:00	630000	1182.049	10.284	-0.445	176	-0.207	96.993
13/06/2013 23:00	633600	1181.879	10.284	-0.443	177	-0.209	96.991
14/06/2013 00:00	637200	1181.879	10.284	-0.443	178	-0.209	96.991
14/06/2013 01:00	640800	1181.391	10.336	-0.438	179	-0.214	96.986
14/06/2013 02:00	644400	1181.257	10.284	-0.436	180	-0.216	96.984
14/06/2013 03:00	648000	1180.861	10.284	-0.432	181	-0.22	96.98
14/06/2013 04:00	651600	1180.769	10.336	-0.432	182	-0.22	96.98
14/06/2013 05:00	655200	1180.352	10.284	-0.427	183	-0.225	96.975
14/06/2013 06:00	658800	1179.616	10.284	-0.42	184	-0.232	96.968
14/06/2013 07:00	662400	1179.298	10.336	-0.416	185	-0.236	96.964
14/06/2013 08:00	666000	1179.072	10.336	-0.414	186	-0.238	96.962
14/06/2013 09:00	669600	1178.767	10.284	-0.411	187	-0.241	96.959
14/06/2013 10:00	673200	1178.562	10.336	-0.409	188	-0.243	96.957
14/06/2013 11:00	676800	1178.053	10.336	-0.404	189	-0.248	96.952
14/06/2013 12:00	680400	1177.579	10.284	-0.399	190	-0.253	96.947
14/06/2013 13:00	684000	1176.752	10.336	-0.39	191	-0.262	96.938
14/06/2013 14:00	687600	1176.129	10.336	-0.384	192	-0.268	96.932
14/06/2013 15:00	691200	1175.542	10.284	-0.378	193	-0.274	96.926
14/06/2013 16:00	694800	1175.055	10.336	-0.373	194	-0.279	96.921
14/06/2013 17:00	698400	1173.697	10.336	-0.359	195	-0.293	96.907
14/06/2013 18:00	702000	1172.396	10.336	-0.346	196	-0.306	96.894
14/06/2013 19:00	705600	1170.812	10.336	-0.33	197	-0.322	96.878
14/06/2013 20:00	709200	1169.568	10.336	-0.317	198	-0.335	96.865
14/06/2013 21:00	712800	1169.795	10.336	-0.319	199	-0.333	96.867
14/06/2013 22:00	716400	1170.303	10.336	-0.325	200	-0.327	96.873
14/06/2013 23:00	720000	1170.869	10.336	-0.33	201	-0.322	96.878
15/06/2013 00:00	723600	1171.039	10.336	-0.332	202	-0.32	96.88
15/06/2013 01:00	727200	1171.095	10.336	-0.333	203	-0.319	96.881
15/06/2013 02:00	730800	1171.378	10.336	-0.336	204	-0.316	96.884
15/06/2013 03:00	734400	1171.152	10.336	-0.333	205	-0.319	96.881
15/06/2013 04:00	738000	1171.095	10.336	-0.333	206	-0.319	96.881
15/06/2013 05:00	741600	1171.208	10.336	-0.334	207	-0.318	96.882
15/06/2013 06:00	745200	1171.152	10.336	-0.333	208	-0.319	96.881
15/06/2013 07:00	748800	1171.06	10.388	-0.332	209	-0.32	96.88
15/06/2013 08:00	752400	1171.039	10.336	-0.332	210	-0.32	96.88
15/06/2013 09:00	756000	1171.208	10.336	-0.334	211	-0.318	96.882
15/06/2013 10:00	759600	1171.321	10.336	-0.335	212	-0.317	96.883
15/06/2013 11:00	763200	1171.321	10.336	-0.335	213	-0.317	96.883
15/06/2013 12:00	766800	1171.173	10.388	-0.334	214	-0.318	96.882
15/06/2013 13:00	770400	1171.342	10.388	-0.335	215	-0.317	96.883
15/06/2013 14:00	774000	1171.569	10.388	-0.338	216	-0.314	96.886
15/06/2013 15:00	777600	1171.908	10.388	-0.341	217	-0.311	96.889
15/06/2013 16:00	781200	1171.964	10.388	-0.342	218	-0.31	96.89
15/06/2013 17:00	784800	1172.509	10.336	-0.347	219	-0.305	96.895
15/06/2013 18:00	788400	1172.53	10.388	-0.347	220	-0.305	96.895
15/06/2013 19:00	792000	1173.131	10.336	-0.354	221	-0.298	96.902

15/06/2013 20:00	795600	1173.944	10.388	-0.362	222	-0.29	96.91	
15/06/2013 21:00	799200	1174.453	10.388	-0.367	223	-0.285	96.915	
15/06/2013 22:00	802800	1174.906	10.388	-0.372	224	-0.28	96.92	
15/06/2013 23:00	806400	1175.415	10.388	-0.377	225	-0.275	96.925	
16/06/2013 00:00	810000	1175.924	10.388	-0.382	226	-0.27	96.93	
16/06/2013 01:00	813600	1176.037	10.388	-0.383	227	-0.269	96.931	
16/06/2013 02:00	817200	1176.094	10.388	-0.384	228	-0.268	96.932	
16/06/2013 03:00	820800	1175.868	10.388	-0.381	229	-0.271	96.929	
16/06/2013 04:00	824400	1176.094	10.388	-0.384	230	-0.268	96.932	
16/06/2013 05:00	828000	1176.151	10.388	-0.384	231	-0.268	96.932	
16/06/2013 06:00	831600	1176.172	10.44	-0.385	232	-0.267	96.933	
16/06/2013 07:00	835200	1176.264	10.388	-0.386	233	-0.266	96.934	
16/06/2013 08:00	838800	1176.377	10.388	-0.387	234	-0.265	96.935	
16/06/2013 09:00	842400	1176.547	10.388	-0.388	235	-0.264	96.936	
16/06/2013 10:00	846000	1176.568	10.44	-0.389	236	-0.263	96.937	
16/06/2013 11:00	849600	1176.943	10.388	-0.392	237	-0.26	96.94	
16/06/2013 12:00	853200	1176.85	10.44	-0.392	238	-0.26	96.94	
16/06/2013 13:00	856800	1176.886	10.388	-0.392	239	-0.26	96.94	
16/06/2013 14:00	860400	1176.964	10.44	-0.393	240	-0.259	96.941	
16/06/2013 15:00	864000	1176.964	10.44	-0.393	241	-0.259	96.941	
16/06/2013 16:00	867600	1177.169	10.388	-0.395	242	-0.257	96.943	
16/06/2013 17:00	871200	1177.416	10.44	-0.397	243	-0.255	96.945	
16/06/2013 18:00	874800	1177.621	10.388	-0.399	244	-0.253	96.947	
16/06/2013 19:00	878400	1177.812	10.44	-0.401	245	-0.251	96.949	
16/06/2013 20:00	882000	1178.095	10.44	-0.404	246	-0.248	96.952	
16/06/2013 21:00	885600	1178.548	10.44	-0.409	247	-0.243	96.957	
16/06/2013 22:00	889200	1179.001	10.44	-0.413	248	-0.239	96.961	
16/06/2013 23:00	892800	1179.453	10.44	-0.418	249	-0.234	96.966	
17/06/2013 00:00	896400	1179.849	10.44	-0.422	250	-0.23	96.97	
17/06/2013 01:00	900000	1180.076	10.44	-0.424	251	-0.228	96.972	
17/06/2013 02:00	903600	1180.019	10.44	-0.424	252	-0.228	96.972	
17/06/2013 03:00	907200	1180.04	10.492	-0.424	253	-0.228	96.972	
17/06/2013 04:00	910800	1180.132	10.44	-0.425	254	-0.227	96.973	
17/06/2013 05:00	914400	1180.415	10.44	-0.428	255	-0.224	96.976	
17/06/2013 06:00	918000	1180.641	10.44	-0.43	256	-0.222	96.978	
17/06/2013 07:00	921600	1181.207	10.44	-0.436	257	-0.216	96.984	
17/06/2013 08:00	925200	1181.434	10.44	-0.438	258	-0.214	96.986	
17/06/2013 09:00	928800	1181.83	10.44	-0.442	259	-0.21	96.99	
17/06/2013 10:00	932400	1181.886	10.44	-0.443	260	-0.209	96.991	
17/06/2013 11:00	936000	1181.66	10.44	-0.441	261	-0.211	96.989	
17/06/2013 12:00	939600	1182.077	10.492	-0.445	262	-0.207	96.993	
17/06/2013 13:00	943200	1182	10.44	-0.444	263	-0.208	96.992	
17/06/2013 14:00	946800	1182.417	10.492	-0.448	264	-0.204	96.996	
17/06/2013 15:00	950400	1182.622	10.44	-0.45	265	-0.202	96.998	
17/06/2013 16:00	954000	1182.643	10.492	-0.451	266	-0.201	96.999	
17/06/2013 17:00	957600	1182.417	10.492	-0.448	267	-0.204	96.996	
17/06/2013 18:00	961200	1182.247	10.492	-0.447	268	-0.205	96.995	
17/06/2013 19:00	964800	1182.643	10.492	-0.451	269	-0.201	96.999	
17/06/2013 20:00	968400	1182.473	10.492	-0.449	270	-0.203	96.997	
17/06/2013 21:00	972000	1182.665	10.543	-0.451	271	-0.201	96.999	
17/06/2013 22:00	975600	1182.87	10.492	-0.453	272	-0.199	97.001	
17/06/2013 23:00	979200	1182.983	10.492	-0.454	273	-0.198	97.002	
18/06/2013 00:00	982800	1182.643	10.492	-0.451	274	-0.201	96.999	
18/06/2013 01:00	986400	1182.643	10.492	-0.451	275	-0.201	96.999	
18/06/2013 02:00	990000	1182.473	10.492	-0.449	276	-0.203	96.997	
18/06/2013 03:00	993600	1182.473	10.492	-0.449	277	-0.203	96.997	
18/06/2013 04:00	997200	1182.077	10.492	-0.445	278	-0.207	96.993	
18/06/2013 05:00	1000800	1181.794	10.492	-0.442	279	-0.21	96.99	
18/06/2013 06:00	1004400	1181.964	10.492	-0.444	280	-0.208	96.992	
18/06/2013 07:00	1008000	1182.021	10.492	-0.444	281	-0.208	96.992	
18/06/2013 08:00	1011600	1182.021	10.492	-0.444	282	-0.208	96.992	
18/06/2013 09:00	1015200	1182.021	10.492	-0.444	283	-0.208	96.992	
18/06/2013 10:00	1018800	1181.985	10.543	-0.444	284	-0.208	96.992	
18/06/2013 11:00	1022400	1181.759	10.543	-0.442	285	-0.21	96.99	
18/06/2013 12:00	1026000	1181.794	10.492	-0.442	286	-0.21	96.99	
18/06/2013 13:00	1029600	1181.589	10.543	-0.44	287	-0.212	96.988	
18/06/2013 14:00	1033200	1181.511	10.492	-0.439	288	-0.213	96.987	
18/06/2013 15:00	1036800	1181.476	10.543	-0.439	289	-0.213	96.987	
18/06/2013 16:00	1040400	1181.193	10.543	-0.436	290	-0.216	96.984	
18/06/2013 17:00	1044000	1181.08	10.543	-0.435	291	-0.217	96.983	
18/06/2013 18:00	1047600	1181.476	10.543	-0.439	292	-0.213	96.987	
18/06/2013 19:00	1051200	1181.172	10.492	-0.436	293	-0.216	96.984	
18/06/2013 20:00	1054800	1181.363	10.543	-0.438	294	-0.214	96.986	
18/06/2013 21:00	1058400	1181.702	10.543	-0.441	295	-0.211	96.989	
18/06/2013 22:00	1062000	1182.099	10.543	-0.445	296	-0.207	96.993	
18/06/2013 23:00	1065600	1182.608	10.543	-0.45	297	-0.202	96.998	
19/06/2013 00:00	1069200	1182.834	10.543	-0.453	298	-0.199	97.001	
19/06/2013 01:00	1072800	1182.834	10.543	-0.453	299	-0.199	97.001	
19/06/2013 02:00	1076400	1183.117	10.543	-0.455	300	-0.197	97.003	
19/06/2013 03:00	1080000	1183.139	10.595	-0.456	301	-0.196	97.004	
19/06/2013 04:00	1083600	1183.174	10.543	-0.456	302	-0.196	97.004	
19/06/2013 05:00	1087200	1183.626	10.543	-0.461	303	-0.191	97.009	
19/06/2013 06:00	1090800	1183.591	10.595	-0.46	304	-0.192	97.008	
19/06/2013 07:00	1094400	1183.4	10.543	-0.458	305	-0.194	97.006	
19/06/2013 08:00	1098000	1183.853	10.543	-0.463	306	-0.189	97.011	
19/06/2013 09:00	1101600	1184.193	10.543	-0.466	307	-0.186	97.014	
19/06/2013 10:00	1105200	1184.384	10.595	-0.468	308	-0.184	97.016	
19/06/2013 11:00	1108800	1184.214	10.595	-0.467	309	-0.185	97.015	
20/06/2013 10:03	0	998.878	20.974	1.44	310	-1.53		
20/06/2013 11:03	3600.001	1163.953	10.853	-0.245	311	0.155	97.015	96.895
20/06/2013 12:03	7200.001	1163.798	10.75	-0.244	312	0.154	97.014	96.894
20/06/2013 13:03	10800	1163.459	10.75	-0.24	313	0.15	97.01	96.89
20/06/2013 14:03	14400	1162.668	10.75	-0.232	314	0.142	97.002	96.882
20/06/2013 15:03	18000	1162.328	10.75	-0.229	315	0.139	96.999	96.879
20/06/2013 16:03	21600	1161.989	10.75	-0.225	316	0.135	96.995	96.875
20/06/2013 17:03	25200	1161.763	10.75	-0.223	317	0.133	96.993	96.873
20/06/2013 18:03	28800	1161.763	10.75	-0.223	318	0.133	96.993	96.873

20/06/2013 19:03	32400	1161.594	10.75	-0.221	319	0.131	96.991	96.871
20/06/2013 20:03	36000	1161.424	10.75	-0.22	320	0.13	96.99	96.87
20/06/2013 21:03	39600	1161.65	10.75	-0.222	321	0.132	96.992	96.872
20/06/2013 22:03	43200	1161.933	10.75	-0.225	322	0.135	96.995	96.875
20/06/2013 23:03	46800	1161.763	10.75	-0.223	323	0.133	96.993	96.873
21/06/2013 00:03	50400	1161.537	10.75	-0.221	324	0.131	96.991	96.871
21/06/2013 01:03	54000	1161.933	10.75	-0.225	325	0.135	96.995	96.875
21/06/2013 02:03	57600	1161.876	10.75	-0.224	326	0.134	96.994	96.874
21/06/2013 03:03	61200	1161.615	10.802	-0.222	327	0.132	96.992	96.872
21/06/2013 04:03	64800	1161.897	10.802	-0.224	328	0.134	96.994	96.874
21/06/2013 05:03	68400	1161.989	10.75	-0.225	329	0.135	96.995	96.875
21/06/2013 06:03	72000	1162.102	10.75	-0.226	330	0.136	96.996	96.876
21/06/2013 07:03	75600	1162.576	10.802	-0.231	331	0.141	97.001	96.881
21/06/2013 08:03	79200	1162.462	10.802	-0.23	332	0.14	97	96.88
21/06/2013 09:03	82800	1162.519	10.802	-0.231	333	0.141	97.001	96.881
21/06/2013 10:03	86400	1162.385	10.75	-0.229	334	0.139	96.999	96.879
21/06/2013 11:03	90000	1162.519	10.802	-0.231	335	0.141	97.001	96.881
21/06/2013 12:03	93600	1162.159	10.75	-0.227	336	0.137	96.997	96.877
21/06/2013 13:03	97200	1161.728	10.802	-0.223	337	0.133	96.993	96.873
21/06/2013 14:03	100800	1161.954	10.802	-0.225	338	0.135	96.995	96.875
21/06/2013 15:03	104400	1161.332	10.802	-0.219	339	0.129	96.989	96.869
21/06/2013 16:03	108000	1160.597	10.802	-0.211	340	0.121	96.981	96.861
21/06/2013 17:03	111600	1160.145	10.802	-0.207	341	0.117	96.977	96.857
21/06/2013 18:03	115200	1159.523	10.802	-0.2	342	0.11	96.97	96.85
21/06/2013 19:03	118800	1158.844	10.802	-0.193	343	0.103	96.963	96.843
21/06/2013 20:03	122400	1158.053	10.802	-0.185	344	0.095	96.955	96.835
21/06/2013 21:03	126000	1157.149	10.802	-0.176	345	0.086	96.946	96.826
21/06/2013 22:03	129600	1156.64	10.802	-0.171	346	0.081	96.941	96.821
21/06/2013 23:03	133200	1155.962	10.802	-0.164	347	0.074	96.934	96.814
22/06/2013 00:03	136800	1155.17	10.802	-0.156	348	0.066	96.926	96.806
22/06/2013 01:03	140400	1154.379	10.802	-0.148	349	0.058	96.918	96.798
22/06/2013 02:03	144000	1153.475	10.802	-0.138	350	0.048	96.908	96.788
22/06/2013 03:03	147600	1152.874	10.853	-0.132	351	0.042	96.902	96.782
22/06/2013 04:03	151200	1152.401	10.802	-0.127	352	0.037	96.897	96.777
22/06/2013 05:03	154800	1152.119	10.802	-0.125	353	0.035	96.895	96.775
22/06/2013 06:03	158400	1151.497	10.802	-0.118	354	0.028	96.888	96.768
22/06/2013 07:03	162000	1151.215	10.802	-0.115	355	0.025	96.885	96.765
22/06/2013 08:03	165600	1151.441	10.802	-0.118	356	0.028	96.888	96.768
22/06/2013 09:03	169200	1151.328	10.802	-0.117	357	0.027	96.887	96.767
22/06/2013 10:03	172800	1151.045	10.802	-0.114	358	0.024	96.884	96.764
22/06/2013 11:03	176400	1150.896	10.853	-0.112	359	0.022	96.882	96.762
22/06/2013 12:03	180000	1151.066	10.853	-0.114	360	0.024	96.884	96.764
22/06/2013 13:03	183600	1150.557	10.853	-0.109	361	0.019	96.879	96.759
22/06/2013 14:03	187200	1151.122	10.853	-0.114	362	0.024	96.884	96.764
22/06/2013 15:03	190800	1150.84	10.853	-0.112	363	0.022	96.882	96.762
22/06/2013 16:03	194400	1151.122	10.853	-0.114	364	0.024	96.884	96.764
22/06/2013 17:03	198000	1150.727	10.853	-0.11	365	0.02	96.88	96.76
22/06/2013 18:03	201600	1151.349	10.853	-0.117	366	0.027	96.887	96.767
22/06/2013 19:03	205200	1151.292	10.853	-0.116	367	0.026	96.886	96.766
22/06/2013 20:03	208800	1151.708	10.905	-0.12	368	0.03	96.89	96.77
22/06/2013 21:03	212400	1152.027	10.853	-0.124	369	0.034	96.894	96.774
22/06/2013 22:03	216000	1152.987	10.853	-0.133	370	0.043	96.903	96.783
22/06/2013 23:03	219600	1153.609	10.853	-0.14	371	0.05	96.91	96.79
23/06/2013 00:03	223200	1154.344	10.853	-0.147	372	0.057	96.917	96.797
23/06/2013 01:03	226800	1154.965	10.853	-0.154	373	0.064	96.924	96.804
23/06/2013 02:03	230400	1155.53	10.853	-0.159	374	0.069	96.929	96.809
23/06/2013 03:03	234000	1156.265	10.853	-0.167	375	0.077	96.937	96.817
23/06/2013 04:03	237600	1156.964	10.905	-0.174	376	0.084	96.944	96.824
23/06/2013 05:03	241200	1157.643	10.905	-0.181	377	0.091	96.951	96.831
23/06/2013 06:03	244800	1158.377	10.905	-0.188	378	0.098	96.958	96.838
23/06/2013 07:03	248400	1159.431	10.853	-0.199	379	0.109	96.969	96.849
23/06/2013 08:03	252000	1159.96	10.905	-0.205	380	0.115	96.975	96.855
23/06/2013 09:03	255600	1160.582	10.905	-0.211	381	0.121	96.981	96.861
23/06/2013 10:03	259200	1161.43	10.905	-0.22	382	0.13	96.99	96.87
23/06/2013 11:03	262800	1162.222	10.905	-0.228	383	0.138	96.998	96.878
23/06/2013 12:03	266400	1162.504	10.905	-0.231	384	0.141	97.001	96.881
23/06/2013 13:03	270000	1163.466	10.905	-0.24	385	0.15	97.01	96.89
23/06/2013 14:03	273600	1164.031	10.905	-0.246	386	0.156	97.016	96.896
23/06/2013 15:03	277200	1165.388	10.905	-0.26	387	0.17	97.03	96.91
23/06/2013 16:03	280800	1165.989	10.853	-0.266	388	0.176	97.036	96.916
23/06/2013 17:03	284400	1166.236	10.905	-0.269	389	0.179	97.039	96.919
23/06/2013 18:03	288000	1166.915	10.905	-0.276	390	0.186	97.046	96.926
23/06/2013 19:03	291600	1167.367	10.905	-0.28	391	0.19	97.05	96.93
23/06/2013 20:03	295200	1168.103	10.905	-0.288	392	0.198	97.058	96.938
23/06/2013 21:03	298800	1168.838	10.905	-0.295	393	0.205	97.065	96.945
23/06/2013 22:03	302400	1169.517	10.905	-0.302	394	0.212	97.072	96.952
23/06/2013 23:03	306000	1169.969	10.905	-0.307	395	0.217	97.077	96.957
24/06/2013 00:03	309600	1170.252	10.905	-0.31	396	0.22	97.08	96.96
24/06/2013 01:03	313200	1170.782	10.957	-0.315	397	0.225	97.085	96.965
24/06/2013 02:03	316800	1170.818	10.905	-0.315	398	0.225	97.085	96.965
24/06/2013 03:03	320400	1171.327	10.905	-0.321	399	0.231	97.091	96.971
24/06/2013 04:03	324000	1171.008	10.957	-0.317	400	0.227	97.087	96.967
24/06/2013 05:03	327600	1171.553	10.905	-0.323	401	0.233	97.093	96.973
24/06/2013 06:03	331200	1171.496	10.905	-0.322	402	0.232	97.092	96.972
24/06/2013 07:03	334800	1172.005	10.905	-0.328	403	0.238	97.098	96.978
24/06/2013 08:03	338400	1171.836	10.905	-0.326	404	0.236	97.096	96.976
24/06/2013 09:03	342000	1171.836	10.905	-0.326	405	0.236	97.096	96.976
24/06/2013 10:03	345600	1172.14	10.957	-0.329	406	0.239	97.099	96.979
24/06/2013 11:03	349200	1172.119	10.905	-0.329	407	0.239	97.099	96.979
24/06/2013 12:03	352800	1172.31	10.957	-0.331	408	0.241	97.101	96.981
24/06/2013 13:03	356400	1172.592	10.957	-0.334	409	0.244	97.104	96.984
24/06/2013 14:03	360000	1172.196	10.957	-0.33	410	0.24	97.1	96.98
24/06/2013 15:03	363600	1172.005	10.905	-0.328	411	0.238	97.098	96.978
24/06/2013 16:03	367200	1172.366	10.957	-0.331	412	0.241	97.101	96.981
24/06/2013 17:03	370800	1172.196	10.957	-0.33	413	0.24	97.1	96.98
24/06/2013 18:03	374400	1172.196	10.957	-0.33	414	0.24	97.1	96.98
24/06/2013 19:03	378000	1172.253	10.957	-0.33	415	0.24	97.1	96.98
24/06/2013 20:03	381600	1172.026	10.957	-0.328	416	0.238	97.098	96.978
24/06/2013 21:03	385200	1172.196	10.957	-0.33	417	0.24	97.1	96.98

24/06/2013 22:03	388800	1172.423	10.957	-0.332	418	0.242	97.102	96.982
24/06/2013 23:03	392400	1172.649	10.957	-0.334	419	0.244	97.104	96.984
25/06/2013 00:03	396000	1173.045	10.957	-0.338	420	0.248	97.108	96.988
25/06/2013 01:03	399600	1173.158	10.957	-0.339	421	0.249	97.109	96.989
25/06/2013 02:03	403200	1173.179	11.008	-0.34	422	0.25	97.11	96.99
25/06/2013 03:03	406800	1173.462	11.008	-0.342	423	0.252	97.112	96.992
25/06/2013 04:03	410400	1173.441	10.957	-0.342	424	0.252	97.112	96.992
25/06/2013 05:03	414000	1173.837	10.957	-0.346	425	0.256	97.116	96.996
25/06/2013 06:03	417600	1173.894	10.957	-0.347	426	0.257	97.117	96.997
25/06/2013 07:03	421200	1174.629	10.957	-0.354	427	0.264	97.124	97.004
25/06/2013 08:03	424800	1174.82	11.008	-0.356	428	0.266	97.126	97.006
25/06/2013 09:03	428400	1174.99	11.008	-0.358	429	0.268	97.128	97.008
25/06/2013 10:03	432000	1175.046	11.008	-0.359	430	0.269	97.129	97.009
25/06/2013 11:03	435600	1175.046	11.008	-0.359	431	0.269	97.129	97.009
25/06/2013 12:03	439200	1175.216	11.008	-0.36	432	0.27	97.13	97.01
25/06/2013 13:03	442800	1175.273	11.008	-0.361	433	0.271	97.131	97.011
25/06/2013 14:03	446400	1175.499	11.008	-0.363	434	0.273	97.133	97.013
25/06/2013 15:03	450000	1175.952	11.008	-0.368	435	0.278	97.138	97.018
25/06/2013 16:03	453600	1176.065	11.008	-0.369	436	0.279	97.139	97.019
25/06/2013 17:03	457200	1176.121	11.008	-0.37	437	0.28	97.14	97.02
25/06/2013 18:03	460800	1176.234	11.008	-0.371	438	0.281	97.141	97.021
25/06/2013 19:03	464400	1176.178	11.008	-0.37	439	0.28	97.14	97.02
25/06/2013 20:03	468000	1176.517	11.008	-0.374	440	0.284	97.144	97.024
25/06/2013 21:03	471600	1176.631	11.008	-0.375	441	0.285	97.145	97.025
25/06/2013 22:03	475200	1176.744	11.008	-0.376	442	0.286	97.146	97.026
25/06/2013 23:03	478800	1177.536	11.008	-0.384	443	0.294	97.154	97.034
26/06/2013 00:03	482400	1177.819	11.008	-0.387	444	0.297	97.157	97.037
26/06/2013 01:03	486000	1178.102	11.008	-0.39	445	0.3	97.16	97.04
26/06/2013 02:03	489600	1178.293	11.06	-0.392	446	0.302	97.162	97.042
26/06/2013 03:03	493200	1178.236	11.06	-0.391	447	0.301	97.161	97.041
26/06/2013 04:03	496800	1178.18	11.06	-0.391	448	0.301	97.161	97.041
26/06/2013 05:03	500400	1178.463	11.06	-0.393	449	0.303	97.163	97.043
26/06/2013 06:03	504000	1178.463	11.06	-0.393	450	0.303	97.163	97.043
26/06/2013 07:03	507600	1178.802	11.06	-0.397	451	0.307	97.167	97.047
26/06/2013 08:03	511200	1179.424	11.06	-0.403	452	0.313	97.173	97.053
26/06/2013 09:03	514800	1179.538	11.06	-0.404	453	0.314	97.174	97.054
26/06/2013 10:03	518400	1179.538	11.06	-0.404	454	0.314	97.174	97.054
26/06/2013 11:03	522000	1179.821	11.06	-0.407	455	0.317	97.177	97.057
26/06/2013 12:03	525600	1179.46	11.008	-0.404	456	0.314	97.174	97.054
26/06/2013 13:03	529200	1179.934	11.06	-0.409	457	0.319	97.179	97.059
26/06/2013 14:03	532800	1179.424	11.06	-0.403	458	0.313	97.173	97.053
26/06/2013 15:03	536400	1179.368	11.06	-0.403	459	0.313	97.173	97.053
26/06/2013 16:03	540000	1179.424	11.06	-0.403	460	0.313	97.173	97.053
26/06/2013 17:03	543600	1179.368	11.06	-0.403	461	0.313	97.173	97.053
26/06/2013 18:03	547200	1179.142	11.06	-0.4	462	0.31	97.17	97.05
26/06/2013 19:03	550800	1179.085	11.06	-0.4	463	0.31	97.17	97.05
26/06/2013 20:03	554400	1178.915	11.06	-0.398	464	0.308	97.168	97.048
26/06/2013 21:03	558000	1178.972	11.06	-0.399	465	0.309	97.169	97.049
26/06/2013 22:03	561600	1179.028	11.06	-0.399	466	0.309	97.169	97.049
26/06/2013 23:03	565200	1178.745	11.06	-0.396	467	0.306	97.166	97.046
27/06/2013 00:03	568800	1179.481	11.06	-0.404	468	0.314	97.174	97.054
27/06/2013 01:03	572400	1179.028	11.06	-0.399	469	0.309	97.169	97.049
27/06/2013 02:03	576000	1179.481	11.06	-0.404	470	0.314	97.174	97.054
27/06/2013 03:03	579600	1179.198	11.06	-0.401	471	0.311	97.171	97.051
27/06/2013 04:03	583200	1178.576	11.06	-0.395	472	0.305	97.165	97.045
27/06/2013 05:03	586800	1178.463	11.06	-0.393	473	0.303	97.163	97.043
27/06/2013 06:03	590400	1178.201	11.111	-0.391	474	0.301	97.161	97.041
27/06/2013 07:03	594000	1178.01	11.06	-0.389	475	0.299	97.159	97.039
27/06/2013 08:03	597600	1178.031	11.111	-0.389	476	0.299	97.159	97.039
27/06/2013 09:03	601200	1177.578	11.111	-0.384	477	0.294	97.154	97.034
27/06/2013 10:03	604800	1177.409	11.111	-0.383	478	0.293	97.153	97.033
27/06/2013 11:03	608400	1177.125	11.111	-0.38	479	0.29	97.15	97.03
27/06/2013 12:03	612000	1176.786	11.111	-0.376	480	0.286	97.146	97.026
27/06/2013 13:03	615600	1175.994	11.111	-0.368	481	0.278	97.138	97.018
27/06/2013 14:03	619200	1175.768	11.111	-0.366	482	0.276	97.136	97.016
27/06/2013 15:03	622800	1175.089	11.111	-0.359	483	0.269	97.129	97.009
27/06/2013 16:03	626400	1174.975	11.111	-0.358	484	0.268	97.128	97.008
27/06/2013 17:03	630000	1174.523	11.111	-0.353	485	0.263	97.123	97.003
27/06/2013 18:03	633600	1174.07	11.111	-0.349	486	0.259	97.119	96.999
27/06/2013 19:03	637200	1173.957	11.111	-0.348	487	0.258	97.118	96.998
27/06/2013 20:03	640800	1173.561	11.111	-0.343	488	0.253	97.113	96.993
27/06/2013 21:03	644400	1173.582	11.163	-0.344	489	0.254	97.114	96.994
27/06/2013 22:03	648000	1173.731	11.111	-0.345	490	0.255	97.115	96.995
27/06/2013 23:03	651600	1173.674	11.111	-0.345	491	0.255	97.115	96.995
28/06/2013 00:03	655200	1173.561	11.111	-0.343	492	0.253	97.113	96.993
28/06/2013 01:03	658800	1173.108	11.111	-0.339	493	0.249	97.109	96.989
28/06/2013 02:03	662400	1173.165	11.111	-0.339	494	0.249	97.109	96.989
28/06/2013 03:03	666000	1172.507	11.163	-0.333	495	0.243	97.103	96.983
28/06/2013 04:03	669600	1172.316	11.111	-0.331	496	0.241	97.101	96.981
28/06/2013 05:03	673200	1172.373	11.111	-0.331	497	0.241	97.101	96.981
28/06/2013 06:03	676800	1172.147	11.111	-0.329	498	0.239	97.099	96.979
28/06/2013 07:03	680400	1172.033	11.111	-0.328	499	0.238	97.098	96.978
28/06/2013 08:03	684000	1171.355	11.111	-0.321	500	0.231	97.091	96.971
28/06/2013 09:03	687600	1170.753	11.163	-0.315	501	0.225	97.085	96.965
28/06/2013 10:03	691200	1170.676	11.111	-0.314	502	0.224	97.084	96.964
28/06/2013 11:03	694800	1170.619	11.111	-0.313	503	0.223	97.083	96.963
28/06/2013 12:03	698400	1170.167	11.111	-0.309	504	0.219	97.079	96.959
28/06/2013 13:03	702000	1169.565	11.163	-0.303	505	0.213	97.073	96.953
28/06/2013 14:03	705600	1169.509	11.163	-0.302	506	0.212	97.072	96.952
28/06/2013 15:03	709200	1169.148	11.111	-0.298	507	0.208	97.068	96.948
28/06/2013 16:03	712800	1169.318	11.111	-0.3	508	0.21	97.07	96.95
28/06/2013 17:03	716400	1168.83	11.163	-0.295	509	0.205	97.065	96.945
28/06/2013 18:03	720000	1168.943	11.163	-0.296	510	0.206	97.066	96.946
28/06/2013 19:03	723600	1169.056	11.163	-0.297	511	0.207	97.067	96.947
28/06/2013 20:03	727200	1169.565	11.163	-0.303	512	0.213	97.073	96.953
28/06/2013 21:03	730800	1169.849	11.163	-0.306	513	0.216	97.076	96.956
28/06/2013 22:03	734400	1169.396	11.163	-0.301	514	0.211	97.071	96.951
28/06/2013 23:03	738000	1169.735	11.163	-0.304	515	0.214	97.074	96.954
29/06/2013 00:03	741600	1170.301	11.163	-0.31	516	0.22	97.08	96.96

29/06/2013 01:03	745200	1170.301	11.163	-0.31	517	0.22	97.08	96.96
29/06/2013 02:03	748800	1170.018	11.163	-0.307	518	0.217	97.077	96.957
29/06/2013 03:03	752400	1170.018	11.163	-0.307	519	0.217	97.077	96.957
29/06/2013 04:03	756000	1169.905	11.163	-0.306	520	0.216	97.076	96.956
29/06/2013 05:03	759600	1169.792	11.163	-0.305	521	0.215	97.075	96.955
29/06/2013 06:03	763200	1170.131	11.163	-0.308	522	0.218	97.078	96.958
29/06/2013 07:03	766800	1170.018	11.163	-0.307	523	0.217	97.077	96.957
29/06/2013 08:03	770400	1170.414	11.163	-0.311	524	0.221	97.081	96.961
29/06/2013 09:03	774000	1170.527	11.163	-0.312	525	0.222	97.082	96.962
29/06/2013 10:03	777600	1170.322	11.215	-0.31	526	0.22	97.08	96.96
29/06/2013 11:03	781200	1170.245	11.163	-0.31	527	0.22	97.08	96.96
29/06/2013 12:03	784800	1170.471	11.163	-0.312	528	0.222	97.082	96.962
29/06/2013 13:03	788400	1170.471	11.163	-0.312	529	0.222	97.082	96.962
29/06/2013 14:03	792000	1170.471	11.163	-0.312	530	0.222	97.082	96.962
29/06/2013 15:03	795600	1170.435	11.215	-0.312	531	0.222	97.082	96.962
29/06/2013 16:03	799200	1170.357	11.163	-0.311	532	0.221	97.081	96.961
29/06/2013 17:03	802800	1170.527	11.163	-0.312	533	0.222	97.082	96.962
29/06/2013 18:03	806400	1170.64	11.163	-0.314	534	0.224	97.084	96.964
29/06/2013 19:03	810000	1170.548	11.215	-0.313	535	0.223	97.083	96.963
29/06/2013 20:03	813600	1170.831	11.215	-0.316	536	0.226	97.086	96.966
29/06/2013 21:03	817200	1170.831	11.215	-0.316	537	0.226	97.086	96.966
29/06/2013 22:03	820800	1171.284	11.215	-0.32	538	0.23	97.09	96.97
29/06/2013 23:03	824400	1170.888	11.215	-0.316	539	0.226	97.086	96.966
30/06/2013 00:03	828000	1170.718	11.215	-0.314	540	0.224	97.084	96.964
30/06/2013 01:03	831600	1170.831	11.215	-0.316	541	0.226	97.086	96.966
30/06/2013 02:03	835200	1170.188	11.163	-0.309	542	0.219	97.079	96.959
30/06/2013 03:03	838800	1170.039	11.215	-0.308	543	0.218	97.078	96.958
30/06/2013 04:03	842400	1169.226	11.163	-0.299	544	0.209	97.069	96.949
30/06/2013 05:03	846000	1168.774	11.163	-0.295	545	0.205	97.065	96.945
30/06/2013 06:03	849600	1168.229	11.215	-0.289	546	0.199	97.059	96.939
30/06/2013 07:03	853200	1167.89	11.215	-0.286	547	0.196	97.056	96.936
30/06/2013 08:03	856800	1167.55	11.215	-0.282	548	0.192	97.052	96.932
30/06/2013 09:03	860400	1167.19	11.163	-0.278	549	0.188	97.048	96.928
30/06/2013 10:03	864000	1166.723	11.266	-0.274	550	0.184	97.044	96.924
30/06/2013 11:03	867600	1166.193	11.215	-0.268	551	0.178	97.038	96.918
30/06/2013 12:03	871200	1166.25	11.215	-0.269	552	0.179	97.039	96.919
30/06/2013 13:03	874800	1165.705	11.266	-0.263	553	0.173	97.033	96.913
30/06/2013 14:03	878400	1179.638	11.575	-0.405	554	0.315	97.055	
30/06/2013 15:03	882000	1179.22	11.111	-0.401	555	0.311	97.051	
30/06/2013 16:03	885600	1178.937	11.111	-0.398	556	0.308	97.048	
30/06/2013 17:03	889200	1178.767	11.111	-0.397	557	0.307	97.047	
30/06/2013 18:03	892800	1178.54	11.111	-0.394	558	0.304	97.044	
30/06/2013 19:03	896400	1178.767	11.111	-0.397	559	0.307	97.047	
30/06/2013 20:03	900000	1178.618	11.163	-0.395	560	0.305	97.045	
30/06/2013 21:03	903600	1178.71	11.111	-0.396	561	0.306	97.046	
30/06/2013 22:03	907200	1178.767	11.111	-0.397	562	0.307	97.047	
30/06/2013 23:03	910800	1178.576	11.06	-0.395	563	0.305	97.045	
01/07/2013 00:03	914400	1178.54	11.111	-0.394	564	0.304	97.044	
01/07/2013 01:03	918000	1178.109	11.163	-0.39	565	0.3	97.04	
01/07/2013 02:03	921600	1178.052	11.163	-0.389	566	0.299	97.039	
01/07/2013 03:03	925200	1177.635	11.111	-0.385	567	0.295	97.035	
01/07/2013 04:03	928800	1177.444	11.06	-0.383	568	0.293	97.033	
01/07/2013 05:03	932400	1177.034	11.163	-0.379	569	0.289	97.029	
01/07/2013 06:03	936000	1177.034	11.163	-0.379	570	0.289	97.029	
01/07/2013 07:03	939600	1177.104	11.06	-0.38	571	0.29	97.03	
01/07/2013 08:03	943200	1176.921	11.163	-0.378	572	0.288	97.028	
01/07/2013 09:03	946800	1177.012	11.111	-0.379	573	0.289	97.029	
01/07/2013 10:03	950400	1176.694	11.163	-0.375	574	0.285	97.025	
01/07/2013 11:03	954000	1176.638	11.163	-0.375	575	0.285	97.025	
01/07/2013 12:03	957600	1176.694	11.163	-0.375	576	0.285	97.025	
01/07/2013 13:03	961200	1176.807	11.163	-0.377	577	0.287	97.027	
01/07/2013 14:03	964800	1176.354	11.163	-0.372	578	0.282	97.022	
01/07/2013 15:03	968400	1176.164	11.111	-0.37	579	0.28	97.02	
01/07/2013 16:03	972000	1176.241	11.163	-0.371	580	0.281	97.021	
01/07/2013 17:03	975600	1175.598	11.111	-0.364	581	0.274	97.014	
01/07/2013 18:03	979200	1175.485	11.111	-0.363	582	0.273	97.013	
01/07/2013 19:03	982800	1175.28	11.163	-0.361	583	0.271	97.011	
01/07/2013 20:03	986400	1175.244	11.215	-0.361	584	0.271	97.011	
01/07/2013 21:03	990000	1174.749	11.111	-0.356	585	0.266	97.006	
01/07/2013 22:03	993600	1174.657	11.163	-0.355	586	0.265	97.005	
01/07/2013 23:03	997200	1174.452	11.215	-0.353	587	0.263	97.003	
02/07/2013 00:03	1000800	1173.957	11.111	-0.348	588	0.258	96.998	
02/07/2013 01:03	1004400	1173.073	11.163	-0.338	589	0.248	96.988	
02/07/2013 02:03	1008000	1171.92	11.111	-0.327	590	0.237	96.977	
02/07/2013 03:03	1011600	1171.489	11.163	-0.322	591	0.232	96.972	
02/07/2013 04:03	1015200	1171.206	11.163	-0.319	592	0.229	96.969	
02/07/2013 05:03	1018800	1170.223	11.111	-0.309	593	0.219	96.959	
02/07/2013 06:03	1022400	1169.417	11.215	-0.301	594	0.211	96.951	
02/07/2013 07:03	1026000	1168.434	11.163	-0.291	595	0.201	96.941	
02/07/2013 08:03	1029600	1167.904	11.111	-0.286	596	0.196	96.936	
02/07/2013 09:03	1033200	1166.773	11.111	-0.274	597	0.184	96.924	
02/07/2013 10:03	1036800	1166.341	11.163	-0.27	598	0.18	96.92	
02/07/2013 11:03	1040400	1165.493	11.163	-0.261	599	0.171	96.911	
02/07/2013 12:03	1044000	1164.892	11.215	-0.255	600	0.165	96.905	
02/07/2013 13:03	1047600	1164.214	11.215	-0.248	601	0.158	96.898	
02/07/2013 14:03	1051200	1163.853	11.163	-0.244	602	0.154	96.894	
02/07/2013 15:03	1054800	1163.139	11.215	-0.237	603	0.147	96.887	
02/07/2013 16:03	1058400	1162.44	11.163	-0.23	604	0.14	96.88	
02/07/2013 17:03	1062000	1161.874	11.163	-0.224	605	0.134	96.874	
02/07/2013 18:03	1065600	1161.669	11.215	-0.222	606	0.132	96.872	
02/07/2013 19:03	1069200	1161.443	11.215	-0.22	607	0.13	96.87	
02/07/2013 20:03	1072800	1161.535	11.163	-0.221	608	0.131	96.871	
02/07/2013 21:03	1076400	1161.669	11.215	-0.222	609	0.132	96.872	
02/07/2013 22:03	1080000	1161.33	11.215	-0.219	610	0.129	96.869	
02/07/2013 23:03	1083600	1161.987	11.163	-0.225	611	0.135	96.875	
03/07/2013 00:03	1087200	1162.044	11.163	-0.226	612	0.136	96.876	
03/07/2013 01:03	1090800	1162.44	11.163	-0.23	613	0.14	96.88	
03/07/2013 02:03	1094400	1162.743	11.215	-0.233	614	0.143	96.883	

03/07/2013 03:03	1098000	1163.139	11.215	-0.237	615	0.147	96.887
03/07/2013 04:03	1101600	1163.478	11.215	-0.241	616	0.151	96.891
03/07/2013 05:03	1105200	1163.987	11.215	-0.246	617	0.156	96.896
03/07/2013 06:03	1108800	1164.532	11.163	-0.251	618	0.161	96.901
03/07/2013 07:03	1112400	1165.401	11.215	-0.26	619	0.17	96.91
03/07/2013 08:03	1116000	1166.136	11.215	-0.268	620	0.178	96.918
03/07/2013 09:03	1119600	1166.985	11.215	-0.276	621	0.186	96.926
03/07/2013 10:03	1123200	1167.833	11.215	-0.285	622	0.195	96.935
03/07/2013 11:03	1126800	1168.378	11.163	-0.291	623	0.201	96.941
03/07/2013 12:03	1130400	1168.873	11.266	-0.296	624	0.206	96.946
03/07/2013 13:03	1134000	1169.325	11.266	-0.3	625	0.21	96.95
03/07/2013 14:03	1137600	1169.304	11.215	-0.3	626	0.21	96.95
03/07/2013 15:03	1141200	1169.664	11.266	-0.304	627	0.214	96.954
03/07/2013 16:03	1144800	1169.608	11.266	-0.303	628	0.213	96.953
03/07/2013 17:03	1148400	1169.686	11.318	-0.304	629	0.214	96.954
03/07/2013 18:03	1152000	1169.643	11.215	-0.303	630	0.213	96.953
03/07/2013 19:03	1155600	1169.799	11.318	-0.305	631	0.215	96.955
03/07/2013 20:03	1159200	1169.509	11.163	-0.302	632	0.212	96.952
03/07/2013 21:03	1162800	1169.516	11.318	-0.302	633	0.212	96.952
03/07/2013 22:03	1166400	1169.495	11.266	-0.302	634	0.212	96.952
03/07/2013 23:03	1170000	1169.452	11.163	-0.302	635	0.212	96.952
04/07/2013 00:03	1173600	1169.686	11.318	-0.304	636	0.214	96.954
04/07/2013 01:03	1177200	1169.792	11.163	-0.305	637	0.215	96.955
04/07/2013 02:03	1180800	1169.912	11.318	-0.306	638	0.216	96.956
04/07/2013 03:03	1184400	1169.551	11.266	-0.303	639	0.213	96.953
04/07/2013 04:03	1188000	1169.438	11.266	-0.301	640	0.211	96.951
04/07/2013 05:03	1191600	1169.191	11.215	-0.299	641	0.209	96.949
04/07/2013 06:03	1195200	1169.289	11.318	-0.3	642	0.21	96.95
04/07/2013 07:03	1198800	1169.608	11.266	-0.303	643	0.213	96.953
04/07/2013 08:03	1202400	1170.817	11.318	-0.315	644	0.225	96.965
04/07/2013 09:03	1206000	1171.814	11.266	-0.326	645	0.236	96.976
04/07/2013 10:03	1209600	1172.719	11.266	-0.335	646	0.245	96.985
04/07/2013 11:03	1213200	1173.497	11.369	-0.343	647	0.253	96.993
04/07/2013 12:03	1216800	1174.551	11.318	-0.354	648	0.264	97.004
04/07/2013 13:03	1220400	1175.365	11.369	-0.362	649	0.272	97.012
04/07/2013 14:03	1224000	1176.079	11.318	-0.369	650	0.279	97.019
04/07/2013 15:03	1227600	1176.793	11.266	-0.376	651	0.286	97.026
04/07/2013 16:03	1231200	1177.359	11.266	-0.382	652	0.292	97.032
04/07/2013 17:03	1234800	1177.967	11.369	-0.388	653	0.298	97.038
04/07/2013 18:03	1238400	1178.229	11.318	-0.391	654	0.301	97.041
04/07/2013 19:03	1242000	1178.866	11.215	-0.398	655	0.308	97.048
04/07/2013 20:03	1245600	1179.432	11.215	-0.403	656	0.313	97.053
04/07/2013 21:03	1249200	1180.401	11.369	-0.413	657	0.323	97.063
04/07/2013 22:03	1252800	1180.698	11.266	-0.416	658	0.326	97.066
04/07/2013 23:03	1256400	1181.385	11.421	-0.423	659	0.333	97.073
05/07/2013 00:03	1260000	1181.908	11.318	-0.429	660	0.339	97.079
05/07/2013 01:03	1263600	1182.17	11.266	-0.431	661	0.341	97.081
05/07/2013 02:03	1267200	1182.623	11.266	-0.436	662	0.346	97.086
05/07/2013 03:03	1270800	1182.927	11.318	-0.439	663	0.349	97.089
05/07/2013 04:03	1274400	1182.849	11.266	-0.438	664	0.348	97.088
05/07/2013 05:03	1278000	1183.167	11.215	-0.442	665	0.352	97.092
05/07/2013 06:03	1281600	1183.437	11.318	-0.444	666	0.354	97.094
05/07/2013 07:03	1285200	1183.89	11.318	-0.449	667	0.359	97.099
05/07/2013 08:03	1288800	1184.421	11.369	-0.454	668	0.364	97.104
05/07/2013 09:03	1292400	1184.781	11.421	-0.458	669	0.368	97.108
05/07/2013 10:03	1296000	1185.178	11.421	-0.462	670	0.372	97.112
05/07/2013 11:03	1299600	1185.079	11.318	-0.461	671	0.371	97.111
05/07/2013 12:03	1303200	1184.831	11.266	-0.458	672	0.368	97.108
05/07/2013 13:03	1306800	1184.76	11.369	-0.458	673	0.368	97.108
05/07/2013 14:03	1310400	1184.583	11.215	-0.456	674	0.366	97.106
05/07/2013 15:03	1314000	1184.555	11.421	-0.456	675	0.366	97.106
05/07/2013 16:03	1317600	1184.081	11.369	-0.451	676	0.361	97.101
05/07/2013 17:03	1321200	1183.876	11.421	-0.449	677	0.359	97.099
05/07/2013 18:03	1324800	1183.819	11.421	-0.448	678	0.358	97.098
05/07/2013 19:03	1328400	1183.876	11.421	-0.449	679	0.359	97.099
05/07/2013 20:03	1332000	1183.423	11.421	-0.444	680	0.354	97.094
05/07/2013 21:03	1335600	1183.55	11.318	-0.445	681	0.355	97.095
05/07/2013 22:03	1339200	1183.677	11.215	-0.447	682	0.357	97.097
05/07/2013 23:03	1342800	1184.307	11.369	-0.453	683	0.363	97.103
06/07/2013 00:03	1346400	1183.96	11.215	-0.45	684	0.36	97.1
06/07/2013 01:03	1350000	1184.208	11.266	-0.452	685	0.362	97.102
06/07/2013 02:03	1353600	1184.017	11.215	-0.45	686	0.36	97.1
06/07/2013 03:03	1357200	1183.939	11.163	-0.449	687	0.359	97.099
06/07/2013 04:03	1360800	1184.052	11.163	-0.451	688	0.361	97.101
06/07/2013 05:03	1364400	1183.932	11.421	-0.449	689	0.359	97.099
06/07/2013 06:03	1368000	1184.378	11.266	-0.454	690	0.364	97.104
06/07/2013 07:03	1371600	1184.243	11.215	-0.452	691	0.362	97.102
06/07/2013 08:03	1375200	1184.499	11.421	-0.455	692	0.365	97.105
06/07/2013 09:03	1378800	1184.534	11.369	-0.455	693	0.365	97.105
06/07/2013 10:03	1382400	1184.951	11.421	-0.46	694	0.37	97.11
06/07/2013 11:03	1386000	1184.668	11.421	-0.457	695	0.367	97.107
06/07/2013 12:03	1389600	1184.725	11.421	-0.457	696	0.367	97.107
06/07/2013 13:03	1393200	1184.817	11.369	-0.458	697	0.368	97.108
06/07/2013 14:03	1396800	1184.391	11.163	-0.454	698	0.364	97.104
06/07/2013 15:03	1400400	1184.499	11.421	-0.455	699	0.365	97.105
06/07/2013 16:03	1404000	1184.781	11.421	-0.458	700	0.368	97.108
06/07/2013 17:03	1407600	1184.746	11.472	-0.458	701	0.368	97.108
06/07/2013 18:03	1411200	1184.505	11.163	-0.455	702	0.365	97.105
06/07/2013 19:03	1414800	1184.951	11.421	-0.46	703	0.37	97.11
06/07/2013 20:03	1418400	1185.313	11.472	-0.463	704	0.373	97.113
06/07/2013 21:03	1422000	1185.453	11.266	-0.465	705	0.375	97.115
06/07/2013 22:03	1425600	1186.02	11.266	-0.471	706	0.381	97.121
06/07/2013 23:03	1429200	1186.728	11.472	-0.478	707	0.388	97.128
07/07/2013 00:03	1432800	1187.039	11.266	-0.481	708	0.391	97.131
07/07/2013 01:03	1436400	1187.06	11.318	-0.481	709	0.391	97.131
07/07/2013 02:03	1440000	1187.13	11.215	-0.482	710	0.392	97.132
07/07/2013 03:03	1443600	1187.726	11.421	-0.488	711	0.398	97.138
07/07/2013 04:03	1447200	1187.613	11.421	-0.487	712	0.397	97.137
07/07/2013 05:03	1450800	1187.726	11.421	-0.488	713	0.398	97.138

07/07/2013 06:03	1454400	1187.974	11.472	-0.491	714	0.401	97.141
07/07/2013 07:03	1458000	1188.263	11.215	-0.494	715	0.404	97.144
07/07/2013 08:03	1461600	1188.837	11.369	-0.499	716	0.409	97.149
07/07/2013 09:03	1465200	1189.46	11.369	-0.506	717	0.416	97.156
07/07/2013 10:03	1468800	1189.743	11.369	-0.509	718	0.419	97.159
07/07/2013 11:03	1472400	1189.934	11.421	-0.511	719	0.421	97.161
07/07/2013 12:03	1476000	1190.048	11.421	-0.512	720	0.422	97.162
07/07/2013 13:03	1479600	1189.927	11.266	-0.511	721	0.421	97.161
07/07/2013 14:03	1483200	1189.991	11.421	-0.511	722	0.421	97.161
07/07/2013 15:03	1486800	1189.751	11.524	-0.509	723	0.419	97.159
07/07/2013 16:03	1490400	1189.807	11.524	-0.509	724	0.419	97.159
07/07/2013 17:03	1494000	1189.608	11.318	-0.507	725	0.417	97.157
07/07/2013 18:03	1497600	1189.524	11.524	-0.506	726	0.416	97.156
07/07/2013 19:03	1501200	1189.411	11.524	-0.505	727	0.415	97.155
07/07/2013 20:03	1504800	1189.354	11.524	-0.505	728	0.415	97.155
07/07/2013 21:03	1508400	1189.46	11.369	-0.506	729	0.416	97.156
07/07/2013 22:03	1512000	1190.034	11.524	-0.512	730	0.422	97.162
07/07/2013 23:03	1515600	1190.274	11.421	-0.514	731	0.424	97.164
08/07/2013 00:03	1519200	1190.083	11.369	-0.512	732	0.422	97.162
08/07/2013 01:03	1522800	1190.387	11.421	-0.515	733	0.425	97.165
08/07/2013 02:03	1526400	1190.091	11.524	-0.512	734	0.422	97.162
08/07/2013 03:03	1530000	1189.835	11.318	-0.51	735	0.42	97.16
08/07/2013 04:03	1533600	1189.672	11.472	-0.508	736	0.418	97.158
08/07/2013 05:03	1537200	1189.743	11.369	-0.509	737	0.419	97.159
08/07/2013 06:03	1540800	1189.8	11.369	-0.509	738	0.419	97.159
08/07/2013 07:03	1544400	1189.743	11.369	-0.509	739	0.419	97.159
08/07/2013 08:03	1548000	1189.934	11.421	-0.511	740	0.421	97.161
08/07/2013 09:03	1551600	1189.934	11.421	-0.511	741	0.421	97.161
08/07/2013 10:03	1555200	1189.921	11.524	-0.51	742	0.42	97.16
08/07/2013 11:03	1558800	1189.735	11.215	-0.509	743	0.419	97.159
08/07/2013 12:03	1562400	1189.708	11.421	-0.508	744	0.418	97.158
08/07/2013 13:03	1566000	1189.247	11.266	-0.504	745	0.414	97.154
08/07/2013 14:03	1569600	1188.901	11.524	-0.5	746	0.41	97.15
08/07/2013 15:03	1573200	1188.646	11.318	-0.497	747	0.407	97.147
08/07/2013 16:03	1576800	1188.619	11.524	-0.497	748	0.407	97.147
08/07/2013 17:03	1580400	1188.165	11.524	-0.493	749	0.403	97.143
08/07/2013 18:03	1584000	1187.542	11.524	-0.486	750	0.396	97.136
08/07/2013 19:03	1587600	1187.316	11.524	-0.484	751	0.394	97.134
08/07/2013 20:03	1591200	1187.209	11.266	-0.483	752	0.393	97.133
08/07/2013 21:03	1594800	1187.111	11.575	-0.482	753	0.392	97.132
08/07/2013 22:03	1598400	1187.294	11.472	-0.484	754	0.394	97.134
08/07/2013 23:03	1602000	1186.82	11.421	-0.479	755	0.389	97.129
09/07/2013 00:03	1605600	1186.777	11.318	-0.478	756	0.388	97.128
09/07/2013 01:03	1609200	1186.558	11.472	-0.476	757	0.386	97.126
09/07/2013 02:03	1612800	1186.855	11.369	-0.479	758	0.389	97.129
09/07/2013 03:03	1616400	1186.232	11.369	-0.473	759	0.383	97.123
09/07/2013 04:03	1620000	1186.353	11.524	-0.474	760	0.384	97.124
09/07/2013 05:03	1623600	1186.388	11.472	-0.474	761	0.384	97.124
09/07/2013 06:03	1627200	1186.062	11.369	-0.471	762	0.381	97.121
09/07/2013 07:03	1630800	1186.148	11.575	-0.472	763	0.382	97.122
09/07/2013 08:03	1634400	1185.935	11.472	-0.47	764	0.38	97.12
09/07/2013 09:03	1638000	1185.766	11.472	-0.468	765	0.378	97.118
09/07/2013 10:03	1641600	1185.107	11.524	-0.461	766	0.371	97.111
09/07/2013 11:03	1645200	1185.051	11.524	-0.461	767	0.371	97.111
09/07/2013 12:03	1648800	1184.973	11.472	-0.46	768	0.37	97.11
09/07/2013 13:03	1652400	1184.52	11.472	-0.455	769	0.365	97.105
09/07/2013 14:03	1656000	1184.407	11.472	-0.454	770	0.364	97.104
09/07/2013 15:03	1659600	1184.018	11.627	-0.45	771	0.36	97.1
09/07/2013 16:03	1663200	1183.671	11.472	-0.447	772	0.357	97.097
09/07/2013 17:03	1666800	1183.197	11.421	-0.442	773	0.352	97.092
09/07/2013 18:03	1670400	1182.9	11.524	-0.439	774	0.349	97.089
09/07/2013 19:03	1674000	1182.49	11.627	-0.435	775	0.345	97.085
09/07/2013 20:03	1677600	1182.595	11.472	-0.436	776	0.346	97.086
09/07/2013 21:03	1681200	1182.376	11.627	-0.433	777	0.343	97.083
09/07/2013 22:03	1684800	1182.616	11.524	-0.436	778	0.346	97.086
09/07/2013 23:03	1688400	1182.425	11.472	-0.434	779	0.344	97.084
10/07/2013 00:03	1692000	1182.447	11.524	-0.434	780	0.344	97.084
10/07/2013 01:03	1695600	1182.56	11.524	-0.435	781	0.345	97.085
10/07/2013 02:03	1699200	1182.56	11.524	-0.435	782	0.345	97.085
10/07/2013 03:03	1702800	1182.638	11.575	-0.436	783	0.346	97.086
10/07/2013 04:03	1706400	1182.616	11.524	-0.436	784	0.346	97.086
10/07/2013 05:03	1710000	1182.538	11.472	-0.435	785	0.345	97.085
10/07/2013 06:03	1713600	1182.22	11.524	-0.432	786	0.342	97.082
10/07/2013 07:03	1717200	1182.347	11.421	-0.433	787	0.343	97.083
10/07/2013 08:03	1720800	1182.107	11.524	-0.431	788	0.341	97.081
10/07/2013 09:03	1724400	1181.994	11.524	-0.43	789	0.34	97.08
10/07/2013 10:03	1728000	1181.767	11.524	-0.427	790	0.337	97.077
10/07/2013 11:03	1731600	1181.406	11.472	-0.424	791	0.334	97.074
10/07/2013 12:03	1735200	1181.258	11.524	-0.422	792	0.332	97.072
10/07/2013 13:03	1738800	1181.074	11.627	-0.42	793	0.33	97.07
10/07/2013 14:03	1742400	1180.862	11.524	-0.418	794	0.328	97.068
10/07/2013 15:03	1746000	1180.387	11.472	-0.413	795	0.323	97.063
10/07/2013 16:03	1749600	1180.182	11.524	-0.411	796	0.321	97.061
10/07/2013 17:03	1753200	1180.282	11.627	-0.412	797	0.322	97.062
10/07/2013 18:03	1756800	1180.126	11.524	-0.41	798	0.32	97.06
10/07/2013 19:03	1760400	1180.168	11.627	-0.411	799	0.321	97.061
10/07/2013 20:03	1764000	1180.012	11.524	-0.409	800	0.319	97.059
10/07/2013 21:03	1767600	1180.161	11.472	-0.411	801	0.321	97.061
10/07/2013 22:03	1771200	1180.239	11.524	-0.412	802	0.322	97.062
10/07/2013 23:03	1774800	1180.239	11.524	-0.412	803	0.322	97.062
11/07/2013 00:03	1778400	1180.43	11.575	-0.414	804	0.324	97.064
11/07/2013 01:03	1782000	1180.338	11.627	-0.413	805	0.323	97.063
11/07/2013 02:03	1785600	1180.317	11.575	-0.412	806	0.322	97.062
11/07/2013 03:03	1789200	1180.239	11.524	-0.412	807	0.322	97.062
11/07/2013 04:03	1792800	1180.069	11.524	-0.41	808	0.32	97.06
11/07/2013 05:03	1796400	1179.729	11.524	-0.406	809	0.316	97.056
11/07/2013 06:03	1800000	1179.786	11.524	-0.407	810	0.317	97.057
11/07/2013 07:03	1803600	1179.729	11.524	-0.406	811	0.316	97.056
11/07/2013 08:03	1807200	1179.899	11.524	-0.408	812	0.318	97.058

11/07/2013 09:03	1810800	1180.091	11.575	-0.41	813	0.32	97.06
11/07/2013 10:03	1814400	1179.921	11.575	-0.408	814	0.318	97.058
11/07/2013 11:03	1818000	1179.921	11.575	-0.408	815	0.318	97.058
11/07/2013 12:03	1821600	1179.581	11.575	-0.405	816	0.315	97.055
11/07/2013 13:03	1825200	1179.433	11.627	-0.403	817	0.313	97.053
11/07/2013 14:03	1828800	1179.15	11.627	-0.401	818	0.311	97.051
11/07/2013 15:03	1832400	1179.093	11.627	-0.4	819	0.31	97.05
11/07/2013 16:03	1836000	1178.824	11.524	-0.397	820	0.307	97.047
11/07/2013 17:03	1839600	1177.904	11.627	-0.388	821	0.298	97.038
11/07/2013 18:03	1843200	1177.961	11.627	-0.388	822	0.298	97.038
11/07/2013 19:03	1846800	1177.848	11.627	-0.387	823	0.297	97.037
11/07/2013 20:03	1850400	1178.109	11.575	-0.39	824	0.3	97.04
11/07/2013 21:03	1854000	1178.301	11.627	-0.392	825	0.302	97.042
11/07/2013 22:03	1857600	1178.619	11.575	-0.395	826	0.305	97.045
11/07/2013 23:03	1861200	1178.654	11.524	-0.395	827	0.305	97.045
12/07/2013 00:03	1864800	1178.619	11.575	-0.395	828	0.305	97.045
12/07/2013 01:03	1868400	1178.753	11.627	-0.396	829	0.306	97.046
12/07/2013 02:03	1872000	1178.527	11.627	-0.394	830	0.304	97.044
12/07/2013 03:03	1875600	1178.074	11.627	-0.39	831	0.3	97.04
12/07/2013 04:03	1879200	1178.527	11.627	-0.394	832	0.304	97.044
12/07/2013 05:03	1882800	1178.301	11.627	-0.392	833	0.302	97.042
12/07/2013 06:03	1886400	1178.336	11.575	-0.392	834	0.302	97.042
12/07/2013 07:03	1890000	1178.244	11.627	-0.391	835	0.301	97.041
12/07/2013 08:03	1893600	1178.492	11.678	-0.394	836	0.304	97.044
12/07/2013 09:03	1897200	1178.527	11.627	-0.394	837	0.304	97.044
12/07/2013 10:03	1900800	1178.47	11.627	-0.394	838	0.304	97.044
12/07/2013 11:03	1904400	1178.527	11.627	-0.394	839	0.304	97.044
12/07/2013 12:03	1908000	1178.47	11.627	-0.394	840	0.304	97.044
12/07/2013 13:03	1911600	1178.357	11.627	-0.392	841	0.302	97.042
12/07/2013 14:03	1915200	1178.018	11.627	-0.389	842	0.299	97.039
12/07/2013 15:03	1918800	1177.699	11.678	-0.386	843	0.296	97.036
12/07/2013 16:03	1922400	1177.621	11.627	-0.385	844	0.295	97.035
12/07/2013 17:03	1926000	1177.473	11.678	-0.383	845	0.293	97.033
12/07/2013 18:03	1929600	1176.829	11.627	-0.377	846	0.287	97.027
12/07/2013 19:03	1933200	1176.546	11.627	-0.374	847	0.284	97.024
12/07/2013 20:03	1936800	1176.624	11.678	-0.375	848	0.285	97.025
12/07/2013 21:03	1940400	1176.737	11.678	-0.376	849	0.286	97.026
12/07/2013 22:03	1944000	1177.134	11.678	-0.38	850	0.29	97.03
12/07/2013 23:03	1947600	1177.586	11.678	-0.385	851	0.295	97.035
13/07/2013 00:03	1951200	1177.699	11.678	-0.386	852	0.296	97.036
13/07/2013 01:03	1954800	1178.039	11.678	-0.389	853	0.299	97.039
13/07/2013 02:03	1958400	1177.735	11.627	-0.386	854	0.296	97.036
13/07/2013 03:03	1962000	1177.961	11.627	-0.388	855	0.298	97.038
13/07/2013 04:03	1965600	1177.586	11.678	-0.385	856	0.295	97.035
13/07/2013 05:03	1969200	1177.961	11.627	-0.388	857	0.298	97.038
13/07/2013 06:03	1972800	1177.904	11.627	-0.388	858	0.298	97.038
13/07/2013 07:03	1976400	1178.244	11.627	-0.391	859	0.301	97.041
13/07/2013 08:03	1980000	1178.322	11.678	-0.392	860	0.302	97.042
13/07/2013 09:03	1983600	1178.662	11.678	-0.396	861	0.306	97.046
13/07/2013 10:03	1987200	1178.697	11.627	-0.396	862	0.306	97.046
13/07/2013 11:03	1990800	1178.662	11.678	-0.396	863	0.306	97.046
13/07/2013 12:03	1994400	1178.457	11.729	-0.393	864	0.303	97.043
13/07/2013 13:03	1998000	1178.414	11.627	-0.393	865	0.303	97.043
13/07/2013 14:03	2001600	1178.152	11.678	-0.39	866	0.3	97.04
13/07/2013 15:03	2005200	1177.791	11.627	-0.387	867	0.297	97.037
13/07/2013 16:03	2008800	1178.322	11.678	-0.392	868	0.302	97.042
13/07/2013 17:03	2012400	1177.947	11.729	-0.388	869	0.298	97.038
13/07/2013 18:03	2016000	1177.813	11.678	-0.387	870	0.297	97.037
13/07/2013 19:03	2019600	1177.756	11.678	-0.386	871	0.296	97.036
13/07/2013 20:03	2023200	1177.813	11.678	-0.387	872	0.297	97.037
13/07/2013 21:03	2026800	1177.791	11.627	-0.387	873	0.297	97.037
13/07/2013 22:03	2030400	1177.926	11.678	-0.388	874	0.298	97.038
13/07/2013 23:03	2034000	1178.039	11.678	-0.389	875	0.299	97.039
14/07/2013 00:03	2037600	1178.095	11.678	-0.39	876	0.3	97.04
14/07/2013 01:03	2041200	1177.813	11.678	-0.387	877	0.297	97.037
14/07/2013 02:03	2044800	1177.834	11.729	-0.387	878	0.297	97.037
14/07/2013 03:03	2048400	1177.643	11.678	-0.385	879	0.295	97.035
14/07/2013 04:03	2052000	1177.608	11.729	-0.385	880	0.295	97.035
14/07/2013 05:03	2055600	1177.325	11.729	-0.382	881	0.292	97.032
14/07/2013 06:03	2059200	1177.416	11.678	-0.383	882	0.293	97.033
14/07/2013 07:03	2062800	1177.134	11.678	-0.38	883	0.29	97.03
14/07/2013 08:03	2066400	1177.325	11.729	-0.382	884	0.292	97.032
14/07/2013 09:03	2070000	1177.438	11.729	-0.383	885	0.293	97.033
14/07/2013 10:03	2073600	1177.077	11.678	-0.379	886	0.289	97.029
14/07/2013 11:03	2077200	1177.041	11.729	-0.379	887	0.289	97.029
14/07/2013 12:03	2080800	1177.134	11.678	-0.38	888	0.29	97.03
14/07/2013 13:03	2084400	1176.49	11.627	-0.373	889	0.283	97.023
14/07/2013 14:03	2088000	1175.888	11.678	-0.367	890	0.277	97.017
14/07/2013 15:03	2091600	1175.945	11.678	-0.368	891	0.278	97.018
14/07/2013 16:03	2095200	1175.492	11.678	-0.363	892	0.273	97.013
14/07/2013 17:03	2098800	1174.969	11.781	-0.358	893	0.268	97.008
14/07/2013 18:03	2102400	1174.721	11.729	-0.355	894	0.265	97.005
14/07/2013 19:03	2106000	1174.587	11.678	-0.354	895	0.264	97.004
14/07/2013 20:03	2109600	1174.608	11.729	-0.354	896	0.264	97.004
14/07/2013 21:03	2113200	1174.813	11.678	-0.356	897	0.266	97.006
14/07/2013 22:03	2116800	1175.117	11.729	-0.359	898	0.269	97.009
14/07/2013 23:03	2120400	1175.4	11.729	-0.362	899	0.272	97.012
15/07/2013 00:03	2124000	1175.209	11.678	-0.36	900	0.27	97.01
15/07/2013 01:03	2127600	1175.23	11.729	-0.36	901	0.27	97.01
15/07/2013 02:03	2131200	1175.761	11.781	-0.366	902	0.276	97.016
15/07/2013 03:03	2134800	1175.627	11.729	-0.365	903	0.275	97.015
15/07/2013 04:03	2138400	1175.457	11.729	-0.363	904	0.273	97.013
15/07/2013 05:03	2142000	1175.57	11.729	-0.364	905	0.274	97.014
15/07/2013 06:03	2145600	1175.365	11.781	-0.362	906	0.272	97.012
15/07/2013 07:03	2149200	1175.422	11.781	-0.362	907	0.272	97.012
15/07/2013 08:03	2152800	1175.683	11.729	-0.365	908	0.275	97.015
15/07/2013 09:03	2156400	1175.57	11.729	-0.364	909	0.274	97.014
15/07/2013 10:03	2160000	1175.422	11.781	-0.362	910	0.272	97.012
15/07/2013 11:03	2163600	1175.818	11.781	-0.366	911	0.276	97.016

15/07/2013 12:03	2167200	1175.422	11.781	-0.362	912	0.272	97.012
15/07/2013 13:03	2170800	1175.761	11.781	-0.366	913	0.276	97.016
15/07/2013 14:03	2174400	1175.308	11.781	-0.361	914	0.271	97.011
15/07/2013 15:03	2178000	1175.443	11.832	-0.363	915	0.273	97.013
15/07/2013 16:03	2181600	1175.33	11.832	-0.362	916	0.272	97.012
15/07/2013 17:03	2185200	1175.082	11.781	-0.359	917	0.269	97.009
15/07/2013 18:03	2188800	1174.686	11.781	-0.355	918	0.265	97.005
15/07/2013 19:03	2192400	1174.799	11.781	-0.356	919	0.266	97.006
15/07/2013 20:03	2196000	1174.686	11.781	-0.355	920	0.265	97.005
15/07/2013 21:03	2199600	1174.651	11.832	-0.355	921	0.265	97.005
15/07/2013 22:03	2203200	1175.082	11.781	-0.359	922	0.269	97.009
15/07/2013 23:03	2206800	1174.934	11.832	-0.357	923	0.267	97.007
16/07/2013 00:03	2210400	1175.026	11.781	-0.358	924	0.268	97.008
16/07/2013 01:03	2214000	1174.742	11.781	-0.356	925	0.266	97.006
16/07/2013 02:03	2217600	1174.651	11.832	-0.355	926	0.265	97.005
16/07/2013 03:03	2221200	1174.594	11.832	-0.354	927	0.264	97.004
16/07/2013 04:03	2224800	1174.368	11.832	-0.352	928	0.262	97.002
16/07/2013 05:03	2228400	1174.028	11.832	-0.348	929	0.258	96.998
16/07/2013 06:03	2232000	1174.063	11.781	-0.349	930	0.259	96.999
16/07/2013 07:03	2235600	1174.177	11.781	-0.35	931	0.26	97
16/07/2013 08:03	2239200	1173.915	11.832	-0.347	932	0.257	96.997
16/07/2013 09:03	2242800	1174.085	11.832	-0.349	933	0.259	96.999
16/07/2013 10:03	2246400	1173.858	11.832	-0.346	934	0.256	96.996
16/07/2013 11:03	2250000	1174.141	11.832	-0.349	935	0.259	96.999
16/07/2013 12:03	2253600	1174.198	11.832	-0.35	936	0.26	97
16/07/2013 13:03	2257200	1173.972	11.832	-0.348	937	0.258	96.998
16/07/2013 14:03	2260800	1173.858	11.832	-0.346	938	0.256	96.996
16/07/2013 15:03	2264400	1174.085	11.832	-0.349	939	0.259	96.999
16/07/2013 16:03	2268000	1174.028	11.832	-0.348	940	0.258	96.998
16/07/2013 17:03	2271600	1173.236	11.832	-0.34	941	0.25	96.99
16/07/2013 18:03	2275200	1173.37	11.884	-0.342	942	0.252	96.992
16/07/2013 19:03	2278800	1173.201	11.884	-0.34	943	0.25	96.99
16/07/2013 20:03	2282400	1173.54	11.884	-0.343	944	0.253	96.993
16/07/2013 21:03	2286000	1173.632	11.832	-0.344	945	0.254	96.994
16/07/2013 22:03	2289600	1173.653	11.884	-0.344	946	0.254	96.994
16/07/2013 23:03	2293200	1173.823	11.884	-0.346	947	0.256	96.996
17/07/2013 00:03	2296800	1173.972	11.832	-0.348	948	0.258	96.998
17/07/2013 01:03	2300400	1174.255	11.832	-0.351	949	0.261	97.001
17/07/2013 02:03	2304000	1174.163	11.884	-0.35	950	0.26	97
17/07/2013 03:03	2307600	1173.745	11.832	-0.345	951	0.255	96.995
17/07/2013 04:03	2311200	1173.88	11.884	-0.347	952	0.257	96.997
17/07/2013 05:03	2314800	1174.106	11.884	-0.349	953	0.259	96.999
17/07/2013 06:03	2318400	1174.219	11.884	-0.35	954	0.26	97
17/07/2013 07:03	2322000	1174.446	11.884	-0.352	955	0.262	97.002
17/07/2013 08:03	2325600	1174.424	11.832	-0.352	956	0.262	97.002
17/07/2013 09:03	2329200	1174.559	11.884	-0.354	957	0.264	97.004
17/07/2013 10:03	2332800	1174.976	11.935	-0.358	958	0.268	97.008
17/07/2013 11:03	2336400	1174.877	11.832	-0.357	959	0.267	97.007
17/07/2013 12:03	2340000	1175.033	11.935	-0.358	960	0.268	97.008
17/07/2013 13:03	2343600	1174.842	11.884	-0.357	961	0.267	97.007
17/07/2013 14:03	2347200	1174.785	11.884	-0.356	962	0.266	97.006
17/07/2013 15:03	2350800	1174.75	11.935	-0.356	963	0.266	97.006
17/07/2013 16:03	2354400	1174.446	11.884	-0.352	964	0.262	97.002
17/07/2013 17:03	2358000	1174.467	11.935	-0.353	965	0.263	97.003
17/07/2013 18:03	2361600	1174.049	11.884	-0.348	966	0.258	96.998
17/07/2013 19:03	2365200	1174.163	11.884	-0.35	967	0.26	97
17/07/2013 20:03	2368800	1174.693	11.935	-0.355	968	0.265	97.005
17/07/2013 21:03	2372400	1174.75	11.935	-0.356	969	0.266	97.006
17/07/2013 22:03	2376000	1175.146	11.935	-0.36	970	0.27	97.01
17/07/2013 23:03	2379600	1175.351	11.884	-0.362	971	0.272	97.012
18/07/2013 00:03	2383200	1175.068	11.884	-0.359	972	0.269	97.009
18/07/2013 01:03	2386800	1175.599	11.935	-0.364	973	0.274	97.014
18/07/2013 02:03	2390400	1175.351	11.884	-0.362	974	0.272	97.012
18/07/2013 03:03	2394000	1175.486	11.935	-0.363	975	0.273	97.013
18/07/2013 04:03	2397600	1175.259	11.935	-0.361	976	0.271	97.011
18/07/2013 05:03	2401200	1175.351	11.884	-0.362	977	0.272	97.012
18/07/2013 06:03	2404800	1175.486	11.935	-0.363	978	0.273	97.013
18/07/2013 07:03	2408400	1175.599	11.935	-0.364	979	0.274	97.014
18/07/2013 08:03	2412000	1175.882	11.935	-0.367	980	0.277	97.017
18/07/2013 09:03	2415600	1175.917	11.884	-0.368	981	0.278	97.018
18/07/2013 10:03	2419200	1175.769	11.935	-0.366	982	0.276	97.016
18/07/2013 11:03	2422800	1175.712	11.935	-0.365	983	0.275	97.015
18/07/2013 12:03	2426400	1175.578	11.884	-0.364	984	0.274	97.014
18/07/2013 13:03	2430000	1175.507	11.986	-0.363	985	0.273	97.013
18/07/2013 14:03	2433600	1175.507	11.986	-0.363	986	0.273	97.013
18/07/2013 15:03	2437200	1174.523	11.935	-0.353	987	0.263	97.003
18/07/2013 16:03	2440800	1174.432	11.986	-0.352	988	0.262	97.002
18/07/2013 17:03	2444400	1174.332	11.884	-0.351	989	0.261	97.001
18/07/2013 18:03	2448000	1174.184	11.935	-0.35	990	0.26	97
18/07/2013 19:03	2451600	1174.036	11.986	-0.348	991	0.258	96.998
18/07/2013 20:03	2455200	1174.241	11.935	-0.35	992	0.26	97
18/07/2013 21:03	2458800	1174.036	11.986	-0.348	993	0.258	96.998
18/07/2013 22:03	2462400	1174.319	11.986	-0.351	994	0.261	97.001
18/07/2013 23:03	2466000	1174.354	11.935	-0.352	995	0.262	97.002
19/07/2013 00:03	2469600	1174.319	11.986	-0.351	996	0.261	97.001
19/07/2013 01:03	2473200	1174.375	11.986	-0.352	997	0.262	97.002
19/07/2013 02:03	2476800	1174.319	11.986	-0.351	998	0.261	97.001
19/07/2013 03:03	2480400	1173.979	11.986	-0.348	999	0.258	96.998
19/07/2013 04:03	2484000	1173.979	11.986	-0.348	1000	0.258	96.998
19/07/2013 05:03	2487600	1173.731	11.935	-0.345	1001	0.255	96.995
19/07/2013 06:03	2491200	1173.378	12.038	-0.342	1002	0.252	96.992
19/07/2013 07:03	2494800	1173.469	11.986	-0.343	1003	0.253	96.993
19/07/2013 08:03	2498400	1173.469	11.986	-0.343	1004	0.253	96.993
19/07/2013 09:03	2502000	1173.208	12.038	-0.34	1005	0.25	96.99
19/07/2013 10:03	2505600	1173.038	12.038	-0.338	1006	0.248	96.988
19/07/2013 11:03	2509200	1172.96	11.986	-0.337	1007	0.247	96.987
19/07/2013 12:03	2512800	1172.621	11.986	-0.334	1008	0.244	96.984
19/07/2013 13:03	2516400	1172.281	11.986	-0.33	1009	0.24	96.98
19/07/2013 14:03	2520000	1171.92	11.935	-0.327	1010	0.237	96.977

19/07/2013 15:03	2523600	1171.793	12.038	-0.325	1011	0.235	96.975
19/07/2013 16:03	2527200	1171.454	12.038	-0.322	1012	0.232	96.972
19/07/2013 17:03	2530800	1170.471	11.986	-0.312	1013	0.222	96.962
19/07/2013 18:03	2534400	1170.471	11.986	-0.312	1014	0.222	96.962
19/07/2013 19:03	2538000	1170.357	11.986	-0.311	1015	0.221	96.961
19/07/2013 20:03	2541600	1170.131	11.986	-0.308	1016	0.218	96.958
19/07/2013 21:03	2545200	1170.435	12.038	-0.312	1017	0.222	96.962
19/07/2013 22:03	2548800	1170.527	11.986	-0.312	1018	0.222	96.962
19/07/2013 23:03	2552400	1170.64	11.986	-0.314	1019	0.224	96.964
20/07/2013 00:03	2556000	1170.527	11.986	-0.312	1020	0.222	96.962
20/07/2013 01:03	2559600	1170.301	11.986	-0.31	1021	0.22	96.96
20/07/2013 02:03	2563200	1170.322	12.038	-0.31	1022	0.22	96.96
20/07/2013 03:03	2566800	1170.265	12.038	-0.31	1023	0.22	96.96
20/07/2013 04:03	2570400	1169.678	11.986	-0.304	1024	0.214	96.954
20/07/2013 05:03	2574000	1169.565	11.986	-0.303	1025	0.213	96.953
20/07/2013 06:03	2577600	1169.36	12.038	-0.301	1026	0.211	96.951
20/07/2013 07:03	2581200	1169.587	12.038	-0.303	1027	0.213	96.953
20/07/2013 08:03	2584800	1169.36	12.038	-0.301	1028	0.211	96.951
20/07/2013 09:03	2588400	1169.113	11.986	-0.298	1029	0.208	96.948
20/07/2013 10:03	2592000	1169.473	12.038	-0.302	1030	0.212	96.952
20/07/2013 11:03	2595600	1169.473	12.038	-0.302	1031	0.212	96.952
20/07/2013 12:03	2599200	1168.851	12.038	-0.295	1032	0.205	96.945
20/07/2013 13:03	2602800	1168.738	12.038	-0.294	1033	0.204	96.944
20/07/2013 14:03	2606400	1168.589	12.089	-0.293	1034	0.203	96.943
20/07/2013 15:03	2610000	1167.889	12.038	-0.286	1035	0.196	96.936
20/07/2013 16:03	2613600	1167.889	12.038	-0.286	1036	0.196	96.936
20/07/2013 17:03	2617200	1167.267	12.038	-0.279	1037	0.189	96.929
20/07/2013 18:03	2620800	1166.814	12.038	-0.275	1038	0.185	96.925
20/07/2013 19:03	2624400	1166.984	12.038	-0.276	1039	0.186	96.926
20/07/2013 20:03	2628000	1166.588	12.038	-0.272	1040	0.182	96.922
20/07/2013 21:03	2631600	1166.701	12.038	-0.273	1041	0.183	96.923
20/07/2013 22:03	2635200	1167.175	12.089	-0.278	1042	0.188	96.928
20/07/2013 23:03	2638800	1167.097	12.038	-0.277	1043	0.187	96.927
21/07/2013 00:03	2642400	1166.871	12.038	-0.275	1044	0.185	96.925
21/07/2013 01:03	2646000	1166.475	12.038	-0.271	1045	0.181	96.921
21/07/2013 02:03	2649600	1166.326	12.089	-0.27	1046	0.18	96.92
21/07/2013 03:03	2653200	1166.157	12.089	-0.268	1047	0.178	96.918
21/07/2013 04:03	2656800	1165.987	12.089	-0.266	1048	0.176	96.916
21/07/2013 05:03	2660400	1165.591	12.089	-0.262	1049	0.172	96.912
21/07/2013 06:03	2664000	1165.287	12.038	-0.259	1050	0.169	96.909
21/07/2013 07:03	2667600	1164.721	12.038	-0.253	1051	0.163	96.903
21/07/2013 08:03	2671200	1165.138	12.089	-0.257	1052	0.167	96.907
21/07/2013 09:03	2674800	1164.403	12.089	-0.25	1053	0.16	96.9
21/07/2013 10:03	2678400	1164.382	12.038	-0.25	1054	0.16	96.9
21/07/2013 11:03	2682000	1164.403	12.089	-0.25	1055	0.16	96.9
21/07/2013 12:03	2685600	1163.951	12.089	-0.245	1056	0.155	96.895
21/07/2013 13:03	2689200	1164.007	12.089	-0.246	1057	0.156	96.896
21/07/2013 14:03	2692800	1163.555	12.089	-0.241	1058	0.151	96.891
21/07/2013 15:03	2696400	1163.668	12.089	-0.242	1059	0.152	96.892
21/07/2013 16:03	2700000	1162.593	12.089	-0.232	1060	0.142	96.882
21/07/2013 17:03	2703600	1162.65	12.089	-0.232	1061	0.142	96.882
21/07/2013 18:03	2707200	1161.971	12.089	-0.225	1062	0.135	96.875
21/07/2013 19:03	2710800	1161.632	12.089	-0.222	1063	0.132	96.872
21/07/2013 20:03	2714400	1161.518	12.089	-0.221	1064	0.131	96.871
21/07/2013 21:03	2718000	1161.123	12.089	-0.216	1065	0.126	96.866
21/07/2013 22:03	2721600	1161.483	12.14	-0.22	1066	0.13	96.87
21/07/2013 23:03	2725200	1161.518	12.089	-0.221	1067	0.131	96.871
22/07/2013 00:03	2728800	1161.313	12.14	-0.218	1068	0.128	96.868
22/07/2013 01:03	2732400	1161.144	12.14	-0.217	1069	0.127	96.867
22/07/2013 02:03	2736000	1160.578	12.14	-0.211	1070	0.121	96.861
22/07/2013 03:03	2739600	1159.879	12.089	-0.204	1071	0.114	96.854
22/07/2013 04:03	2743200	1159.539	12.089	-0.2	1072	0.11	96.85
22/07/2013 05:03	2746800	1159.391	12.14	-0.199	1073	0.109	96.849
22/07/2013 06:03	2750400	1158.769	12.14	-0.192	1074	0.102	96.842
22/07/2013 07:03	2754000	1158.995	12.14	-0.195	1075	0.105	96.845
22/07/2013 08:03	2757600	1158.938	12.14	-0.194	1076	0.104	96.844
22/07/2013 09:03	2761200	1158.804	12.089	-0.193	1077	0.103	96.843
22/07/2013 10:03	2764800	1158.465	12.089	-0.189	1078	0.099	96.839
22/07/2013 11:03	2768400	1158.578	12.089	-0.191	1079	0.101	96.841
22/07/2013 12:03	2772000	1157.977	12.14	-0.184	1080	0.094	96.834
22/07/2013 13:03	2775600	1158.126	12.089	-0.186	1081	0.096	96.836
22/07/2013 14:03	2779200	1157.92	12.14	-0.184	1082	0.094	96.834
22/07/2013 15:03	2782800	1157.525	12.14	-0.18	1083	0.09	96.83
22/07/2013 16:03	2786400	1157.299	12.14	-0.177	1084	0.087	96.827
22/07/2013 17:03	2790000	1157.638	12.14	-0.181	1085	0.091	96.831
22/07/2013 18:03	2793600	1157.185	12.14	-0.176	1086	0.086	96.826
22/07/2013 19:03	2797200	1157.185	12.14	-0.176	1087	0.086	96.826
22/07/2013 20:03	2800800	1157.072	12.14	-0.175	1088	0.085	96.825
22/07/2013 21:03	2804400	1157.051	12.089	-0.175	1089	0.085	96.825
22/07/2013 22:03	2808000	1156.79	12.14	-0.172	1090	0.082	96.822
22/07/2013 23:03	2811600	1156.846	12.14	-0.173	1091	0.083	96.823
23/07/2013 00:03	2815200	1156.45	12.14	-0.169	1092	0.079	96.819
23/07/2013 01:03	2818800	1156.281	12.14	-0.167	1093	0.077	96.817
23/07/2013 02:03	2822400	1155.998	12.14	-0.164	1094	0.074	96.814
23/07/2013 03:03	2826000	1155.715	12.14	-0.161	1095	0.071	96.811
23/07/2013 04:03	2829600	1155.432	12.14	-0.158	1096	0.068	96.808
23/07/2013 05:03	2833200	1155.15	12.14	-0.156	1097	0.066	96.806
23/07/2013 06:03	2836800	1154.436	12.192	-0.148	1098	0.058	96.798
23/07/2013 07:03	2840400	1154.811	12.14	-0.152	1099	0.062	96.802
23/07/2013 08:03	2844000	1154.775	12.192	-0.152	1100	0.062	96.802
23/07/2013 09:03	2847600	1154.132	12.14	-0.145	1101	0.055	96.795
23/07/2013 10:03	2851200	1154.019	12.14	-0.144	1102	0.054	96.794
23/07/2013 11:03	2854800	1153.963	12.14	-0.143	1103	0.053	96.793
23/07/2013 12:03	2858400	1153.85	12.14	-0.142	1104	0.052	96.792
23/07/2013 13:03	2862000	1153.927	12.192	-0.143	1105	0.053	96.793
23/07/2013 14:03	2865600	1153.814	12.192	-0.142	1106	0.052	96.792
23/07/2013 15:03	2869200	1153.475	12.192	-0.138	1107	0.048	96.788
23/07/2013 16:03	2872800	1153.341	12.14	-0.137	1108	0.047	96.787
23/07/2013 17:03	2876400	1152.91	12.192	-0.133	1109	0.043	96.783

23/07/2013 18:03	2880000	1153.079	12.192	-0.134	1110	0.044	96.784
23/07/2013 19:03	2883600	1152.966	12.192	-0.133	1111	0.043	96.783
23/07/2013 20:03	2887200	1153.023	12.192	-0.134	1112	0.044	96.784
23/07/2013 21:03	2890800	1153.023	12.192	-0.134	1113	0.044	96.784
23/07/2013 22:03	2894400	1153.135	12.192	-0.135	1114	0.045	96.785
23/07/2013 23:03	2898000	1152.74	12.192	-0.131	1115	0.041	96.781
24/07/2013 00:03	2901600	1153.079	12.192	-0.134	1116	0.044	96.784
24/07/2013 01:03	2905200	1153.192	12.192	-0.136	1117	0.046	96.786
24/07/2013 02:03	2908800	1153.192	12.192	-0.136	1118	0.046	96.786
24/07/2013 03:03	2912400	1153.213	12.243	-0.136	1119	0.046	96.786
24/07/2013 04:03	2916000	1153.079	12.192	-0.134	1120	0.044	96.784
24/07/2013 05:03	2919600	1152.91	12.192	-0.133	1121	0.043	96.783
24/07/2013 06:03	2923200	1152.91	12.192	-0.133	1122	0.043	96.783
24/07/2013 07:03	2926800	1152.591	12.243	-0.129	1123	0.039	96.779
24/07/2013 08:03	2930400	1152.57	12.192	-0.129	1124	0.039	96.779
24/07/2013 09:03	2934000	1152.57	12.192	-0.129	1125	0.039	96.779
24/07/2013 10:03	2937600	1152.231	12.192	-0.126	1126	0.036	96.776
24/07/2013 11:03	2941200	1152.196	12.243	-0.125	1127	0.035	96.775
24/07/2013 12:03	2944800	1152.365	12.243	-0.127	1128	0.037	96.777
24/07/2013 13:03	2948400	1152.083	12.243	-0.124	1129	0.034	96.774
24/07/2013 14:03	2952000	1152.062	12.192	-0.124	1130	0.034	96.774
24/07/2013 15:03	2955600	1151.666	12.192	-0.12	1131	0.03	96.77
24/07/2013 16:03	2959200	1151.383	12.192	-0.117	1132	0.027	96.767
24/07/2013 17:03	2962800	1151.461	12.243	-0.118	1133	0.028	96.768
24/07/2013 18:03	2966400	1150.613	12.243	-0.109	1134	0.019	96.759
24/07/2013 19:03	2970000	1150.726	12.243	-0.11	1135	0.02	96.76
24/07/2013 20:03	2973600	1150.895	12.243	-0.112	1136	0.022	96.762
24/07/2013 21:03	2977200	1150.387	12.243	-0.107	1137	0.017	96.757
24/07/2013 22:03	2980800	1150.613	12.243	-0.109	1138	0.019	96.759
24/07/2013 23:03	2984400	1150.874	12.192	-0.112	1139	0.022	96.762
25/07/2013 00:03	2988000	1150.104	12.243	-0.104	1140	0.014	96.754
25/07/2013 01:03	2991600	1150.217	12.243	-0.105	1141	0.015	96.755
25/07/2013 02:03	2995200	1150.217	12.243	-0.105	1142	0.015	96.755
25/07/2013 03:03	2998800	1150.161	12.243	-0.105	1143	0.015	96.755
25/07/2013 04:03	3002400	1150.104	12.243	-0.104	1144	0.014	96.754
25/07/2013 05:03	3006000	1149.842	12.294	-0.101	1145	0.011	96.751
25/07/2013 06:03	3009600	1149.616	12.294	-0.099	1146	0.009	96.749
25/07/2013 07:03	3013200	1149.878	12.243	-0.102	1147	0.012	96.752
25/07/2013 08:03	3016800	1149.935	12.243	-0.102	1148	0.012	96.752
25/07/2013 09:03	3020400	1150.104	12.243	-0.104	1149	0.014	96.754
25/07/2013 10:03	3024000	1150.238	12.294	-0.105	1150	0.015	96.755
25/07/2013 11:03	3027600	1150.443	12.243	-0.107	1151	0.017	96.757
25/07/2013 12:03	3031200	1150.464	12.294	-0.108	1152	0.018	96.758
25/07/2013 13:03	3034800	1150.521	12.294	-0.108	1153	0.018	96.758
25/07/2013 14:03	3038400	1150.295	12.294	-0.106	1154	0.016	96.756
25/07/2013 15:03	3042000	1150.33	12.243	-0.106	1155	0.016	96.756
25/07/2013 16:03	3045600	1150.217	12.243	-0.105	1156	0.015	96.755
25/07/2013 17:03	3049200	1150.012	12.294	-0.103	1157	0.013	96.753
25/07/2013 18:03	3052800	1149.955	12.294	-0.103	1158	0.013	96.753
25/07/2013 19:03	3056400	1150.125	12.294	-0.104	1159	0.014	96.754
25/07/2013 20:03	3060000	1150.521	12.294	-0.108	1160	0.018	96.758
25/07/2013 21:03	3063600	1150.86	12.294	-0.112	1161	0.022	96.762
25/07/2013 22:03	3067200	1150.86	12.294	-0.112	1162	0.022	96.762
25/07/2013 23:03	3070800	1151.256	12.294	-0.116	1163	0.026	96.766
26/07/2013 00:03	3074400	1151.369	12.294	-0.117	1164	0.027	96.767
26/07/2013 01:03	3078000	1151.538	12.294	-0.119	1165	0.029	96.769
26/07/2013 02:03	3081600	1150.973	12.294	-0.113	1166	0.023	96.763
26/07/2013 03:03	3085200	1150.86	12.294	-0.112	1167	0.022	96.762
26/07/2013 04:03	3088800	1150.634	12.294	-0.109	1168	0.019	96.759
26/07/2013 05:03	3092400	1151.143	12.294	-0.115	1169	0.025	96.765
26/07/2013 06:03	3096000	1151.199	12.294	-0.115	1170	0.025	96.765
26/07/2013 07:03	3099600	1151.143	12.294	-0.115	1171	0.025	96.765
26/07/2013 08:03	3103200	1151.256	12.294	-0.116	1172	0.026	96.766
26/07/2013 09:03	3106800	1151.369	12.294	-0.117	1173	0.027	96.767
26/07/2013 10:03	3110400	1151.107	12.345	-0.114	1174	0.024	96.764
26/07/2013 11:03	3114000	1150.937	12.345	-0.113	1175	0.023	96.763
26/07/2013 12:03	3117600	1150.973	12.294	-0.113	1176	0.023	96.763
26/07/2013 13:03	3121200	1150.69	12.294	-0.11	1177	0.02	96.76
26/07/2013 14:03	3124800	1150.295	12.294	-0.106	1178	0.016	96.756
26/07/2013 15:03	3128400	1150.655	12.345	-0.11	1179	0.02	96.76
26/07/2013 16:03	3132000	1150.203	12.345	-0.105	1180	0.015	96.755
26/07/2013 17:03	3135600	1150.089	12.345	-0.104	1181	0.014	96.754
26/07/2013 18:03	3139200	1150.012	12.294	-0.103	1182	0.013	96.753
26/07/2013 19:03	3142800	1149.955	12.294	-0.103	1183	0.013	96.753
26/07/2013 20:03	3146400	1149.977	12.345	-0.103	1184	0.013	96.753
26/07/2013 21:03	3150000	1150.203	12.345	-0.105	1185	0.015	96.755
26/07/2013 22:03	3153600	1150.464	12.294	-0.108	1186	0.018	96.758
26/07/2013 23:03	3157200	1150.485	12.345	-0.108	1187	0.018	96.758
27/07/2013 00:03	3160800	1150.429	12.345	-0.107	1188	0.017	96.757
27/07/2013 01:03	3164400	1150.316	12.345	-0.106	1189	0.016	96.756
27/07/2013 02:03	3168000	1149.277	12.294	-0.096	1190	0.006	96.746
27/07/2013 03:03	3171600	1149.016	12.345	-0.093	1191	0.003	96.743
27/07/2013 04:03	3175200	1149.411	12.345	-0.097	1192	0.007	96.747
27/07/2013 05:03	3178800	1148.903	12.345	-0.092	1193	0.002	96.742
27/07/2013 06:03	3182400	1148.507	12.345	-0.088	1194	-0.002	96.738
27/07/2013 07:03	3186000	1148.224	12.345	-0.085	1195	-0.005	96.735
27/07/2013 08:03	3189600	1148.111	12.345	-0.084	1196	-0.006	96.734
27/07/2013 09:03	3193200	1148.189	12.397	-0.084	1197	-0.006	96.734
27/07/2013 10:03	3196800	1147.433	12.345	-0.077	1198	-0.013	96.727
27/07/2013 11:03	3200400	1147.037	12.345	-0.073	1199	-0.017	96.723
27/07/2013 12:03	3204000	1146.811	12.345	-0.07	1200	-0.02	96.72
27/07/2013 13:03	3207600	1146.19	12.345	-0.064	1201	-0.026	96.714
27/07/2013 14:03	3211200	1146.529	12.345	-0.068	1202	-0.022	96.718
27/07/2013 15:03	3214800	1145.815	12.397	-0.06	1203	-0.03	96.71
27/07/2013 16:03	3218400	1145.511	12.345	-0.057	1204	-0.033	96.707
27/07/2013 17:03	3222000	1144.833	12.345	-0.05	1205	-0.04	96.7
27/07/2013 18:03	3225600	1144.438	12.345	-0.046	1206	-0.044	96.696
27/07/2013 19:03	3229200	1143.929	12.345	-0.041	1207	-0.049	96.691
27/07/2013 20:03	3232800	1143.477	12.345	-0.036	1208	-0.054	96.686

27/07/2013 21:03	3236400	1143.498	12.397	-0.037	1209	-0.053	96.687
27/07/2013 22:03	3240000	1143.251	12.345	-0.034	1210	-0.056	96.684
27/07/2013 23:03	3243600	1143.195	12.345	-0.034	1211	-0.056	96.684
28/07/2013 00:03	3247200	1142.912	12.345	-0.031	1212	-0.059	96.681
28/07/2013 01:03	3250800	1142.573	12.345	-0.027	1213	-0.063	96.677
28/07/2013 02:03	3254400	1142.517	12.345	-0.027	1214	-0.063	96.677
28/07/2013 03:03	3258000	1142.198	12.397	-0.023	1215	-0.067	96.673
28/07/2013 04:03	3261600	1141.746	12.397	-0.019	1216	-0.071	96.669
28/07/2013 05:03	3265200	1141.443	12.345	-0.016	1217	-0.074	96.666
28/07/2013 06:03	3268800	1141.464	12.397	-0.016	1218	-0.074	96.666
28/07/2013 07:03	3272400	1141.238	12.397	-0.014	1219	-0.076	96.664
28/07/2013 08:03	3276000	1141.104	12.345	-0.012	1220	-0.078	96.662
28/07/2013 09:03	3279600	1141.181	12.397	-0.013	1221	-0.077	96.663
28/07/2013 10:03	3283200	1140.822	12.345	-0.009	1222	-0.081	96.659
28/07/2013 11:03	3286800	1140.729	12.397	-0.008	1223	-0.082	96.658
28/07/2013 12:03	3290400	1140.935	12.345	-0.01	1224	-0.08	96.66
28/07/2013 13:03	3294000	1140.391	12.397	-0.005	1225	-0.085	96.655
28/07/2013 14:03	3297600	1140.164	12.397	-0.003	1226	-0.087	96.653
28/07/2013 15:03	3301200	1139.825	12.397	0.001	1227	-0.091	96.649
28/07/2013 16:03	3304800	1139.995	12.397	-0.001	1228	-0.089	96.651
28/07/2013 17:03	3308400	1139.882	12.397	0	1229	-0.09	96.65
28/07/2013 18:03	3312000	1139.769	12.397	0.001	1230	-0.091	96.649
28/07/2013 19:03	3315600	1139.825	12.397	0.001	1231	-0.091	96.649
28/07/2013 20:03	3319200	1139.938	12.397	0	1232	-0.09	96.65
28/07/2013 21:03	3322800	1140.391	12.397	-0.005	1233	-0.085	96.655
28/07/2013 22:03	3326400	1140.786	12.397	-0.009	1234	-0.081	96.659
28/07/2013 23:03	3330000	1140.843	12.397	-0.009	1235	-0.081	96.659
29/07/2013 00:03	3333600	1141.125	12.397	-0.012	1236	-0.078	96.662
29/07/2013 01:03	3337200	1141.428	12.448	-0.015	1237	-0.075	96.665
29/07/2013 02:03	3340800	1141.464	12.397	-0.016	1238	-0.074	96.666
29/07/2013 03:03	3344400	1141.464	12.397	-0.016	1239	-0.074	96.666
29/07/2013 04:03	3348000	1141.972	12.397	-0.021	1240	-0.069	96.671
29/07/2013 05:03	3351600	1141.767	12.448	-0.019	1241	-0.071	96.669
29/07/2013 06:03	3355200	1141.767	12.448	-0.019	1242	-0.071	96.669
29/07/2013 07:03	3358800	1142.142	12.397	-0.023	1243	-0.067	96.673
29/07/2013 08:03	3362400	1142.445	12.448	-0.026	1244	-0.064	96.676
29/07/2013 09:03	3366000	1143.18	12.448	-0.033	1245	-0.057	96.683
29/07/2013 10:03	3369600	1143.18	12.448	-0.033	1246	-0.057	96.683
29/07/2013 11:03	3373200	1142.954	12.448	-0.031	1247	-0.059	96.681
29/07/2013 12:03	3376800	1143.385	12.397	-0.035	1248	-0.055	96.685
29/07/2013 13:03	3380400	1144.028	12.448	-0.042	1249	-0.048	96.692
29/07/2013 14:03	3384000	1143.837	12.397	-0.04	1250	-0.05	96.69
29/07/2013 15:03	3387600	1144.593	12.448	-0.048	1251	-0.042	96.698
29/07/2013 16:03	3391200	1144.875	12.448	-0.051	1252	-0.039	96.701
29/07/2013 17:03	3394800	1145.384	12.448	-0.056	1253	-0.034	96.706
29/07/2013 18:03	3398400	1145.949	12.448	-0.062	1254	-0.028	96.712
29/07/2013 19:03	3402000	1146.345	12.448	-0.066	1255	-0.024	96.716
29/07/2013 20:03	3405600	1147.023	12.448	-0.073	1256	-0.017	96.723
29/07/2013 21:03	3409200	1147.418	12.448	-0.077	1257	-0.013	96.727
29/07/2013 22:03	3412800	1147.814	12.448	-0.081	1258	-0.009	96.731
29/07/2013 23:03	3416400	1147.984	12.448	-0.082	1259	-0.008	96.732
30/07/2013 00:03	3420000	1148.097	12.448	-0.084	1260	-0.006	96.734
30/07/2013 01:03	3423600	1148.097	12.448	-0.084	1261	-0.006	96.734
30/07/2013 02:03	3427200	1148.323	12.448	-0.086	1262	-0.004	96.736
30/07/2013 03:03	3430800	1147.871	12.448	-0.081	1263	-0.009	96.731
30/07/2013 04:03	3434400	1147.475	12.448	-0.077	1264	-0.013	96.727
30/07/2013 05:03	3438000	1147.306	12.448	-0.075	1265	-0.015	96.725
30/07/2013 06:03	3441600	1147.023	12.448	-0.073	1266	-0.017	96.723
30/07/2013 07:03	3445200	1146.91	12.448	-0.071	1267	-0.019	96.721
30/07/2013 08:03	3448800	1146.91	12.448	-0.071	1268	-0.019	96.721
30/07/2013 09:03	3452400	1147.023	12.448	-0.073	1269	-0.017	96.723
30/07/2013 10:03	3456000	1147.023	12.448	-0.073	1270	-0.017	96.723
30/07/2013 11:03	3459600	1146.966	12.448	-0.072	1271	-0.018	96.722
30/07/2013 12:03	3463200	1146.91	12.448	-0.071	1272	-0.019	96.721
30/07/2013 13:03	3466800	1146.761	12.499	-0.07	1273	-0.02	96.72
30/07/2013 14:03	3470400	1146.288	12.448	-0.065	1274	-0.025	96.715
30/07/2013 15:03	3474000	1146.571	12.448	-0.068	1275	-0.022	96.718
30/07/2013 16:03	3477600	1146.705	12.499	-0.069	1276	-0.021	96.719
30/07/2013 17:03	3481200	1146.931	12.499	-0.072	1277	-0.018	96.722
30/07/2013 18:03	3484800	1147.383	12.499	-0.076	1278	-0.014	96.726
30/07/2013 19:03	3488400	1147.609	12.499	-0.079	1279	-0.011	96.729
30/07/2013 20:03	3492000	1147.948	12.499	-0.082	1280	-0.008	96.732
30/07/2013 21:03	3495600	1148.549	12.448	-0.088	1281	-0.002	96.738
30/07/2013 22:03	3499200	1148.909	12.499	-0.092	1282	0.002	96.742
30/07/2013 23:03	3502800	1149.192	12.499	-0.095	1283	0.005	96.745
31/07/2013 00:03	3506400	1149.022	12.499	-0.093	1284	0.003	96.743
31/07/2013 01:03	3510000	1149.192	12.499	-0.095	1285	0.005	96.745
31/07/2013 02:03	3513600	1148.966	12.499	-0.092	1286	0.002	96.742
31/07/2013 03:03	3517200	1148.683	12.499	-0.09	1287	0	96.74
31/07/2013 04:03	3520800	1148.287	12.499	-0.085	1288	-0.005	96.735
31/07/2013 05:03	3524400	1148.118	12.499	-0.084	1289	-0.006	96.734
31/07/2013 06:03	3528000	1148.061	12.499	-0.083	1290	-0.007	96.733
31/07/2013 07:03	3531600	1148.118	12.499	-0.084	1291	-0.006	96.734
31/07/2013 08:03	3535200	1147.609	12.499	-0.079	1292	-0.011	96.729
31/07/2013 09:03	3538800	1147.779	12.499	-0.08	1293	-0.01	96.73
31/07/2013 10:03	3542400	1147.157	12.499	-0.074	1294	-0.016	96.724
31/07/2013 11:03	3546000	1146.648	12.499	-0.069	1295	-0.021	96.719
31/07/2013 12:03	3549600	1145.97	12.499	-0.062	1296	-0.028	96.712
31/07/2013 13:03	3553200	1145.235	12.499	-0.054	1297	-0.036	96.704
31/07/2013 14:03	3556800	1144.727	12.499	-0.049	1298	-0.041	96.699
31/07/2013 15:03	3560400	1143.823	12.499	-0.04	1299	-0.05	96.69
31/07/2013 16:03	3564000	1143.201	12.499	-0.034	1300	-0.056	96.684
31/07/2013 17:03	3567600	1142.523	12.499	-0.027	1301	-0.063	96.677
31/07/2013 18:03	3571200	1142.297	12.499	-0.024	1302	-0.066	96.674
31/07/2013 19:03	3574800	1142.184	12.499	-0.023	1303	-0.067	96.673
31/07/2013 20:03	3578400	1141.845	12.499	-0.02	1304	-0.07	96.67
31/07/2013 21:03	3582000	1142.127	12.499	-0.023	1305	-0.067	96.673
31/07/2013 22:03	3585600	1142.466	12.499	-0.026	1306	-0.064	96.676
31/07/2013 23:03	3589200	1141.732	12.499	-0.019	1307	-0.071	96.669

01/08/2013 00:03	3592800	1142.127	12.499	-0.023	1308	-0.067	96.673
01/08/2013 01:03	3596400	1141.845	12.499	-0.02	1309	-0.07	96.67
01/08/2013 02:03	3600000	1141.506	12.499	-0.016	1310	-0.074	96.666
01/08/2013 03:03	3603600	1141.301	12.55	-0.014	1311	-0.076	96.664
01/08/2013 04:03	3607200	1140.489	12.499	-0.006	1312	-0.084	96.656
01/08/2013 05:03	3610800	1140.263	12.499	-0.004	1313	-0.086	96.654
01/08/2013 06:03	3614400	1139.641	12.499	0.003	1314	-0.093	96.647
01/08/2013 07:03	3618000	1139.528	12.499	0.004	1315	-0.094	96.646
01/08/2013 08:03	3621600	1140.037	12.499	-0.001	1316	-0.089	96.651
01/08/2013 09:03	3625200	1139.641	12.499	0.003	1317	-0.093	96.647
01/08/2013 10:03	3628800	1139.38	12.55	0.005	1318	-0.095	96.645
01/08/2013 11:03	3632400	1139.585	12.499	0.003	1319	-0.093	96.647
01/08/2013 12:03	3636000	1138.624	12.499	0.013	1320	-0.103	96.637
01/08/2013 13:03	3639600	1138.702	12.55	0.012	1321	-0.102	96.638
01/08/2013 14:03	3643200	1138.342	12.499	0.016	1322	-0.106	96.634
01/08/2013 15:03	3646800	1138.059	12.499	0.019	1323	-0.109	96.631
01/08/2013 16:03	3650400	1137.608	12.499	0.024	1324	-0.114	96.626
01/08/2013 17:03	3654000	1137.381	12.499	0.026	1325	-0.116	96.624
01/08/2013 18:03	3657600	1137.233	12.55	0.027	1326	-0.117	96.623
01/08/2013 19:03	3661200	1136.555	12.55	0.034	1327	-0.124	96.616
01/08/2013 20:03	3664800	1136.139	12.499	0.039	1328	-0.129	96.611
01/08/2013 21:03	3668400	1135.708	12.55	0.043	1329	-0.133	96.607
01/08/2013 22:03	3672000	1135.538	12.55	0.045	1330	-0.135	96.605
01/08/2013 23:03	3675600	1135.369	12.55	0.046	1331	-0.136	96.604
02/08/2013 00:03	3679200	1135.538	12.55	0.045	1332	-0.135	96.605
02/08/2013 01:03	3682800	1135.03	12.55	0.05	1333	-0.14	96.6
02/08/2013 02:03	3686400	1135.199	12.55	0.048	1334	-0.138	96.602
02/08/2013 03:03	3690000	1135.369	12.55	0.046	1335	-0.136	96.604
02/08/2013 04:03	3693600	1134.691	12.55	0.053	1336	-0.143	96.597
02/08/2013 05:03	3697200	1134.747	12.55	0.053	1337	-0.143	96.597
02/08/2013 06:03	3700800	1134.917	12.55	0.051	1338	-0.141	96.599
02/08/2013 07:03	3704400	1135.425	12.55	0.046	1339	-0.136	96.604
02/08/2013 08:03	3708000	1135.933	12.55	0.041	1340	-0.131	96.609
02/08/2013 09:03	3711600	1135.877	12.55	0.041	1341	-0.131	96.609
02/08/2013 10:03	3715200	1136.519	12.601	0.035	1342	-0.125	96.615
02/08/2013 11:03	3718800	1136.95	12.55	0.03	1343	-0.12	96.62
02/08/2013 12:03	3722400	1136.894	12.55	0.031	1344	-0.121	96.619
02/08/2013 13:03	3726000	1136.781	12.55	0.032	1345	-0.122	96.618
02/08/2013 14:03	3729600	1137.007	12.55	0.03	1346	-0.12	96.62
02/08/2013 15:03	3733200	1136.837	12.55	0.031	1347	-0.121	96.619
02/08/2013 16:03	3736800	1137.063	12.55	0.029	1348	-0.119	96.621
02/08/2013 17:03	3740400	1137.402	12.55	0.026	1349	-0.116	96.624
02/08/2013 18:03	3744000	1137.515	12.55	0.024	1350	-0.114	96.626
02/08/2013 19:03	3747600	1138.024	12.55	0.019	1351	-0.109	96.631
02/08/2013 20:03	3751200	1138.024	12.55	0.019	1352	-0.109	96.631
02/08/2013 21:03	3754800	1139.041	12.55	0.009	1353	-0.099	96.641
02/08/2013 22:03	3758400	1139.457	12.601	0.005	1354	-0.095	96.645
02/08/2013 23:03	3762000	1139.832	12.55	0.001	1355	-0.091	96.649
03/08/2013 00:03	3765600	1139.57	12.601	0.004	1356	-0.094	96.646
03/08/2013 01:03	3769200	1140.001	12.55	-0.001	1357	-0.089	96.651
03/08/2013 02:03	3772800	1140.397	12.55	-0.005	1358	-0.085	96.655
03/08/2013 03:03	3776400	1140.756	12.601	-0.009	1359	-0.081	96.659
03/08/2013 04:03	3780000	1141.039	12.601	-0.011	1360	-0.079	96.661
03/08/2013 05:03	3783600	1141.661	12.601	-0.018	1361	-0.072	96.668
03/08/2013 06:03	3787200	1142.056	12.601	-0.022	1362	-0.068	96.672
03/08/2013 07:03	3790800	1142.847	12.601	-0.03	1363	-0.06	96.68
03/08/2013 08:03	3794400	1143.921	12.601	-0.041	1364	-0.049	96.691
03/08/2013 09:03	3798000	1144.203	12.601	-0.044	1365	-0.046	96.694
03/08/2013 10:03	3801600	1144.825	12.601	-0.05	1366	-0.04	96.7
03/08/2013 11:03	3805200	1145.051	12.601	-0.052	1367	-0.038	96.702
03/08/2013 12:03	3808800	1145.334	12.601	-0.055	1368	-0.035	96.705
03/08/2013 13:03	3812400	1145.673	12.601	-0.059	1369	-0.031	96.709
03/08/2013 14:03	3816000	1145.447	12.601	-0.056	1370	-0.034	96.706
03/08/2013 15:03	3819600	1145.786	12.601	-0.06	1371	-0.03	96.71
03/08/2013 16:03	3823200	1145.955	12.601	-0.062	1372	-0.028	96.712
03/08/2013 17:03	3826800	1146.069	12.601	-0.063	1373	-0.027	96.713
03/08/2013 18:03	3830400	1146.182	12.601	-0.064	1374	-0.026	96.714
03/08/2013 19:03	3834000	1146.182	12.601	-0.064	1375	-0.026	96.714
03/08/2013 20:03	3837600	1146.577	12.601	-0.068	1376	-0.022	96.718
03/08/2013 21:03	3841200	1146.916	12.601	-0.071	1377	-0.019	96.721
03/08/2013 22:03	3844800	1146.973	12.601	-0.072	1378	-0.018	96.722
03/08/2013 23:03	3848400	1146.521	12.601	-0.067	1379	-0.023	96.717
04/08/2013 00:03	3852000	1147.142	12.601	-0.074	1380	-0.016	96.724
04/08/2013 01:03	3855600	1146.464	12.601	-0.067	1381	-0.023	96.717
04/08/2013 02:03	3859200	1146.803	12.601	-0.07	1382	-0.02	96.72
04/08/2013 03:03	3862800	1146.182	12.601	-0.064	1383	-0.026	96.714
04/08/2013 04:03	3866400	1146.521	12.601	-0.067	1384	-0.023	96.717
04/08/2013 05:03	3870000	1146.351	12.601	-0.066	1385	-0.024	96.716
04/08/2013 06:03	3873600	1146.351	12.601	-0.066	1386	-0.024	96.716
04/08/2013 07:03	3877200	1146.577	12.601	-0.068	1387	-0.022	96.718
04/08/2013 08:03	3880800	1146.577	12.601	-0.068	1388	-0.022	96.718
04/08/2013 09:03	3884400	1146.916	12.601	-0.071	1389	-0.019	96.721
04/08/2013 10:03	3888000	1147.029	12.601	-0.073	1390	-0.017	96.723
04/08/2013 11:03	3891600	1146.747	12.601	-0.07	1391	-0.02	96.72
04/08/2013 12:03	3895200	1146.238	12.601	-0.065	1392	-0.025	96.715
04/08/2013 13:03	3898800	1146.069	12.601	-0.063	1393	-0.027	96.713
04/08/2013 14:03	3902400	1145.616	12.601	-0.058	1394	-0.032	96.708
04/08/2013 15:03	3906000	1145.108	12.601	-0.053	1395	-0.037	96.703
04/08/2013 16:03	3909600	1144.825	12.601	-0.05	1396	-0.04	96.7
04/08/2013 17:03	3913200	1144.882	12.601	-0.051	1397	-0.039	96.701
04/08/2013 18:03	3916800	1144.394	12.653	-0.046	1398	-0.044	96.696
04/08/2013 19:03	3920400	1144.26	12.601	-0.044	1399	-0.046	96.694
04/08/2013 20:03	3924000	1144.451	12.653	-0.046	1400	-0.044	96.696
04/08/2013 21:03	3927600	1144.317	12.601	-0.045	1401	-0.045	96.695
04/08/2013 22:03	3931200	1144.846	12.653	-0.05	1402	-0.04	96.7
04/08/2013 23:03	3934800	1144.394	12.653	-0.046	1403	-0.044	96.696
05/08/2013 00:03	3938400	1144.034	12.601	-0.042	1404	-0.048	96.692
05/08/2013 01:03	3942000	1144.168	12.653	-0.043	1405	-0.047	96.693
05/08/2013 02:03	3945600	1143.865	12.601	-0.04	1406	-0.05	96.69

05/08/2013 03:03	3949200	1143.603	12.653	-0.038	1407	-0.052	96.688	
05/08/2013 04:03	3952800	1143.207	12.653	-0.034	1408	-0.056	96.684	
05/08/2013 05:03	3956400	1143.207	12.653	-0.034	1409	-0.056	96.684	
05/08/2013 06:03	3960000	1143.377	12.653	-0.035	1410	-0.055	96.685	
05/08/2013 07:03	3963600	1143.659	12.653	-0.038	1411	-0.052	96.688	
05/08/2013 08:03	3967200	1143.942	12.653	-0.041	1412	-0.049	96.691	
05/08/2013 09:03	3970800	1144.111	12.653	-0.043	1413	-0.047	96.693	
05/08/2013 10:03	3974400	1144.394	12.653	-0.046	1414	-0.044	96.696	
05/08/2013 11:03	3978000	1144.507	12.653	-0.047	1415	-0.043	96.697	
05/08/2013 12:03	3981600	1144.168	12.653	-0.043	1416	-0.047	96.693	
05/08/2013 13:03	3985200	1144.733	12.653	-0.049	1417	-0.041	96.699	
05/08/2013 14:03	3988800	1144.733	12.653	-0.049	1418	-0.041	96.699	
05/08/2013 15:03	3992400	1145.468	12.653	-0.057	1419	-0.033	96.707	
05/08/2013 16:03	3996000	1145.355	12.653	-0.056	1420	-0.034	96.706	
05/08/2013 17:03	3999600	1145.355	12.653	-0.056	1421	-0.034	96.706	
05/08/2013 18:03	4003200	1146.089	12.653	-0.063	1422	-0.027	96.713	
05/08/2013 19:03	4006800	1146.316	12.653	-0.065	1423	-0.025	96.715	
05/08/2013 20:03	4010400	1146.429	12.653	-0.067	1424	-0.023	96.717	
05/08/2013 21:03	4014000	1147.559	12.653	-0.078	1425	-0.012	96.728	
05/08/2013 22:03	4017600	1147.559	12.653	-0.078	1426	-0.012	96.728	
05/08/2013 23:03	4021200	1148.124	12.653	-0.084	1427	-0.006	96.734	
06/08/2013 00:03	4024800	1148.407	12.653	-0.087	1428	-0.003	96.737	
06/08/2013 01:03	4028400	1148.859	12.653	-0.091	1429	0.001	96.741	
06/08/2013 02:03	4032000	1148.35	12.653	-0.086	1430	-0.004	96.736	
06/08/2013 03:03	4035600	1148.633	12.653	-0.089	1431	-0.001	96.739	
06/08/2013 04:03	4039200	1148.202	12.704	-0.085	1432	-0.005	96.735	
06/08/2013 05:03	4042800	1148.011	12.653	-0.083	1433	-0.007	96.733	
06/08/2013 06:03	4046400	1148.181	12.653	-0.084	1434	-0.006	96.734	
06/08/2013 07:03	4050000	1148.124	12.653	-0.084	1435	-0.006	96.734	
06/08/2013 08:03	4053600	1148.294	12.653	-0.086	1436	-0.004	96.736	
06/08/2013 09:03	4057200	1148.181	12.653	-0.084	1437	-0.006	96.734	
06/08/2013 10:03	4060800	1148.35	12.653	-0.086	1438	-0.004	96.736	
06/08/2013 11:03	4064400	1147.842	12.653	-0.081	1439	-0.009	96.731	
06/08/2013 12:03	4068000	1148.011	12.653	-0.083	1440	-0.007	96.733	
06/08/2013 13:03	4071600	1147.467	12.704	-0.077	1441	-0.013	96.727	
06/08/2013 14:03	4075200	1147.163	12.653	-0.074	1442	-0.016	96.724	
06/08/2013 15:03	4078800	1146.881	12.653	-0.071	1443	-0.019	96.721	
06/08/2013 16:03	4082400	1146.316	12.653	-0.065	1444	-0.025	96.715	
06/08/2013 17:03	4086000	1146.167	12.704	-0.064	1445	-0.026	96.714	
06/08/2013 18:03	4089600	1145.75	12.653	-0.06	1446	-0.03	96.71	
06/08/2013 19:03	4093200	1145.637	12.653	-0.058	1447	-0.032	96.708	
06/08/2013 20:03	4096800	1145.75	12.653	-0.06	1448	-0.03	96.71	
06/08/2013 21:03	4100400	1145.863	12.653	-0.061	1449	-0.029	96.711	
06/08/2013 22:03	4104000	1146.146	12.653	-0.064	1450	-0.026	96.714	
06/08/2013 23:03	4107600	1146.146	12.653	-0.064	1451	-0.026	96.714	
07/08/2013 00:03	4111200	1145.807	12.653	-0.06	1452	-0.03	96.71	
07/08/2013 01:03	4114800	1145.977	12.653	-0.062	1453	-0.028	96.712	
07/08/2013 02:03	4118400	1145.977	12.653	-0.062	1454	-0.028	96.712	
07/08/2013 03:03	4122000	1145.75	12.653	-0.06	1455	-0.03	96.71	
07/08/2013 04:03	4125600	1146.089	12.653	-0.063	1456	-0.027	96.713	
07/08/2013 05:03	4129200	1146.542	12.653	-0.068	1457	-0.022	96.718	
07/08/2013 06:03	4132800	1147.163	12.653	-0.074	1458	-0.016	96.724	
07/08/2013 07:03	4136400	1147.128	12.704	-0.074	1459	-0.016	96.724	
07/08/2013 08:03	4140000	1147.22	12.653	-0.075	1460	-0.015	96.725	
07/08/2013 09:03	4143600	1147.22	12.653	-0.075	1461	-0.015	96.725	
07/08/2013 10:03	4147200	1147.729	12.653	-0.08	1462	-0.01	96.73	
07/08/2013 11:03	4150800	1147.898	12.653	-0.082	1463	-0.008	96.732	
07/08/2013 12:03	4154400	1148.315	12.704	-0.086	1464	-0.004	96.736	
07/08/2013 13:03	4158000	1148.145	12.704	-0.084	1465	-0.006	96.734	
07/08/2013 14:03	4161600	1148.068	12.653	-0.083	1466	-0.007	96.733	
07/08/2013 15:03	4165200	1147.976	12.704	-0.082	1467	-0.008	96.732	
07/08/2013 16:03	4168800	1148.428	12.704	-0.087	1468	-0.003	96.737	
07/08/2013 17:03	4172400	1148.315	12.704	-0.086	1469	-0.004	96.736	
07/08/2013 18:03	4176000	1148.315	12.704	-0.086	1470	-0.004	96.736	
07/08/2013 19:03	4179600	1149.05	12.704	-0.093	1471	0.003	96.743	
07/08/2013 20:03	4183200	1148.993	12.704	-0.093	1472	0.003	96.743	
07/08/2013 21:03	4186800	1149.445	12.704	-0.097	1473	0.007	96.747	
07/08/2013 22:03	4190400	1149.615	12.704	-0.099	1474	0.009	96.749	
07/08/2013 23:03	4194000	1149.594	12.653	-0.099	1475	0.009	96.749	
08/08/2013 00:03	4197600	1149.333	12.704	-0.096	1476	0.006	96.746	
08/08/2013 01:03	4201200	1149.728	12.704	-0.1	1477	0.01	96.75	
08/08/2013 02:03	4204800	1149.389	12.704	-0.097	1478	0.007	96.747	
08/08/2013 03:03	4208400	1149.445	12.704	-0.097	1479	0.007	96.747	
08/08/2013 04:03	4212000	1149.276	12.704	-0.096	1480	0.006	96.746	
08/08/2013 05:03	4215600	1148.993	12.704	-0.093	1481	0.003	96.743	
08/08/2013 06:03	4219200	1149.085	12.653	-0.094	1482	0.004	96.744	
08/08/2013 07:03	4222800	1149.163	12.704	-0.094	1483	0.004	96.744	
08/08/2013 08:03	4226400	1149.276	12.704	-0.096	1484	0.006	96.746	
08/08/2013 09:03	4230000	1148.859	12.653	-0.091	1485	0.001	96.741	
08/08/2013 10:03	4233600	1148.993	12.704	-0.093	1486	0.003	96.743	
08/08/2013 11:03	4237200	1149.106	12.704	-0.094	1487	0.004	96.744	
08/08/2013 12:03	4240800	1148.767	12.704	-0.09	1488		96.74	96.767

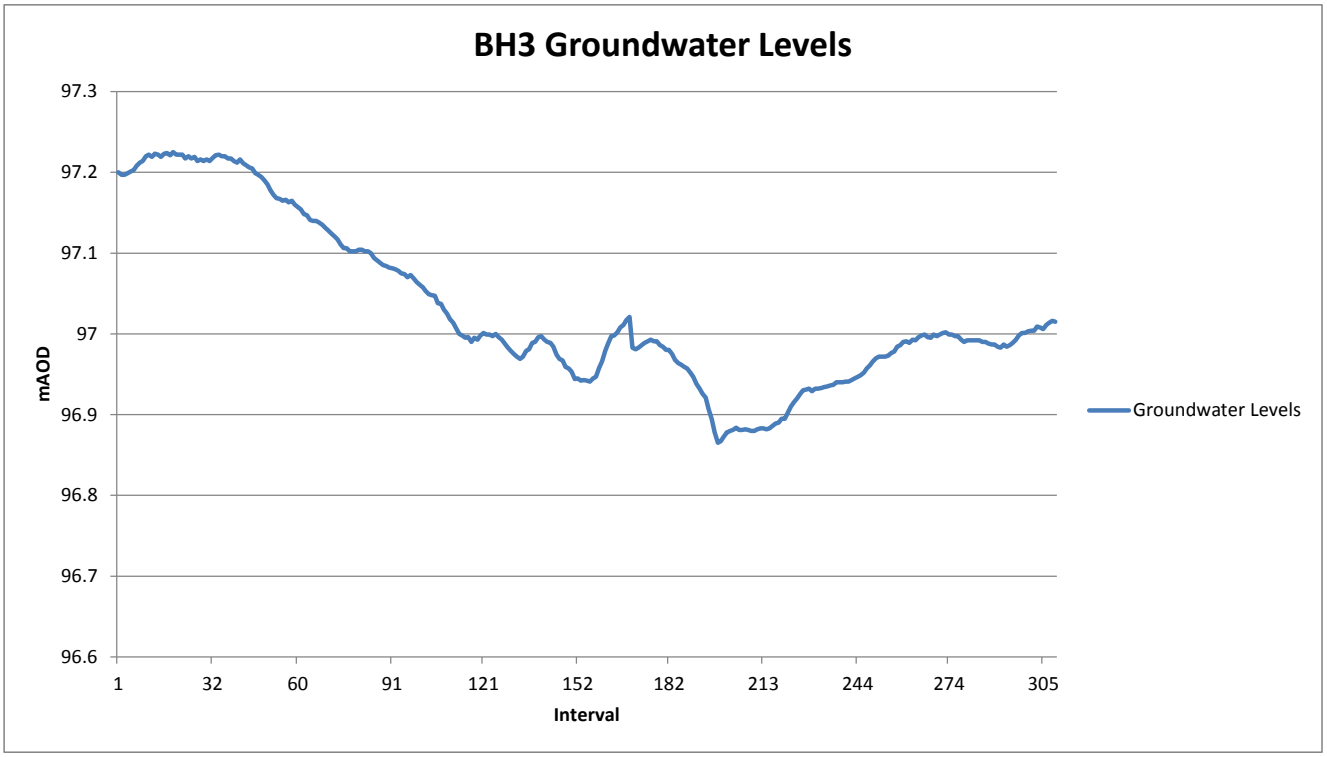
BH3 Groundwater Levels
97.3
97.2
97.1
97
96.9
96.8
96.7
96.6
mAOD
1
32
60
91
121
152
182
213
244
274
305
Interval
Groundwater Levels

APPENDIX C

PERMEABILITY TEST SHEETS AND METHODOLOGY

BOREHOLE LOCATION			Proposed Substation											
			Timahoe											
DATE			19/06/2013				CONSULTANT:		Dominica Baird					
HEIGHT OF MEASUREMENT														
ABOVE GROUND LEVEL			0.47m											
							WEATHER		Dry and Sunny					
Standing water level (bgl)		1.561	=ho											
		0.061	=Δho											
DATE	ELAPSED	ADJUSTED ELAPSED	WELL											
	TIME	TIME	NO	Δh	Δh / Δho		0.05	- r radius of well casing (m)						
	MINS	SECONDS	BH1				0.06	- R radius of well screen (m)			Assume			
19/06/2013	0.333	0	1.622	0.061	1		2.5	- Le length of well screen (m)						
	0.8333	30	1.613	0.052										
	1.15	49	1.608	0.047	0.770492		620	- To time taken for water level to rise or fall to 37% of initial change (secs)						
	1.416	65	1.606	0.045	0.737705									
	2	100	1.602	0.041	0.672131		3.00782E-06	- Hydraulic Conductivity (m/s)						
	2.5	130	1.6	0.039										
	3	160	1.598	0.037	0.606557		0.259875972	- Hydraulic Conductivity (m/d)						
	4	220	1.596	0.035	0.57377									
	5	280	1.594	0.033	0.540984									
	6	340	1.591	0.03	0.491803		Hvorslev Eqn:	K =	r2 ln (Le/R)					
	7	400	1.587	0.026	0.42623				2 Le To					
	8	460	1.587	0.026	0.42623									
	9	520	1.586	0.025	0.409836									
	10	580	1.585	0.024	0.393443									
	15	880	1.576	0.015	0.245902									
	20	1180	1.574	0.013	0.213115									
	25	1480	1.571	0.01	0.163934									
	30	1780	1.567	0.006	0.098361									
	35	2080	1.562	0.001	0.016393									
	40	2380	1.561	0	0									
	50	2980	1.56	-0.001	-0.01639									
	57	3400	1.561	0	0									

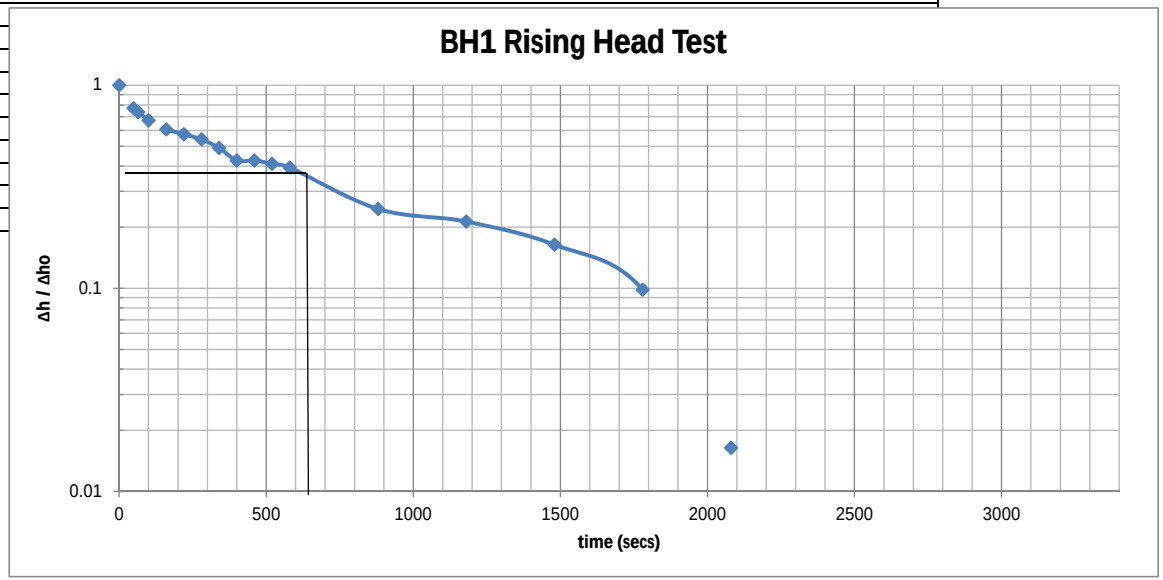

BOREHOLE LOCATION			Proposed Substation											
			Timahoe											
DATE			19/06/2013				CONSULTANT:		Dominica Baird					
HEIGHT OF MEASUREMENT			0.44											
ABOVE GROUND LEVEL														
							WEATHER		Dry and Sunny					
Standing water level (bgl)		1.445	=ho											
		0.047	=Δho											
DATE	ELAPSED	ADJUSTED ELAPSED	WELL											
	TIME	TIME	NO	Δh	Δh / Δho		0.05	- r radius of well casing (m)						
	MINS	SECONDS	BH2				0.06	- R radius of well screen (m)			Assume			
19/06/2013	0.366	0	1.492	0.047	1		3.5	- Le length of well screen (m)						
	0.5833	13	1.486	0.041	0.87234									
	0.917	33	1.483	0.038	0.808511		232	- To time taken for water level to rise or fall to 37% of initial change (secs)						
	1.283	55	1.479	0.034	0.723404									
	1.5	68	1.478	0.033	0.702128									
	1.833	88	1.476	0.031	0.659574		6.2595E-06	- Hydraulic Conductivity (m/s)						
	2.133	106	1.474	0.031	0.659574									
	2.5	128	1.468	0.029	0.617021		0.540821131	- Hydraulic Conductivity (m/d)						
	3	158	1.465	0.02	0.425532									
	3.5	188	1.464	0.019	0.404255									
	4	218	1.463	0.018	0.382979									
	4.5	248	1.461	0.016	0.340426		Hvorslev Eqn:	K =	r2 ln (Le/R)					
	5	278	1.458	0.013	0.276596				2 Le To					
	5.5	308	1.456	0.011	0.234043									
	6	338	1.455	0.01	0.212766									
	6.5	368	1.455	0.01	0.212766									
	7.5	428	1.454	0.009	0.191489									
	8	458	1.453	0.008	0.170213									
	9	518	1.452	0.007	0.148936									
	10	578	1.45	0.005	0.106383									
	12	698	1.446	0.001	0.021277									
	14	818	1.446	0.001	0.021277									
	16	938	1.444	-0.001	-0.02128									

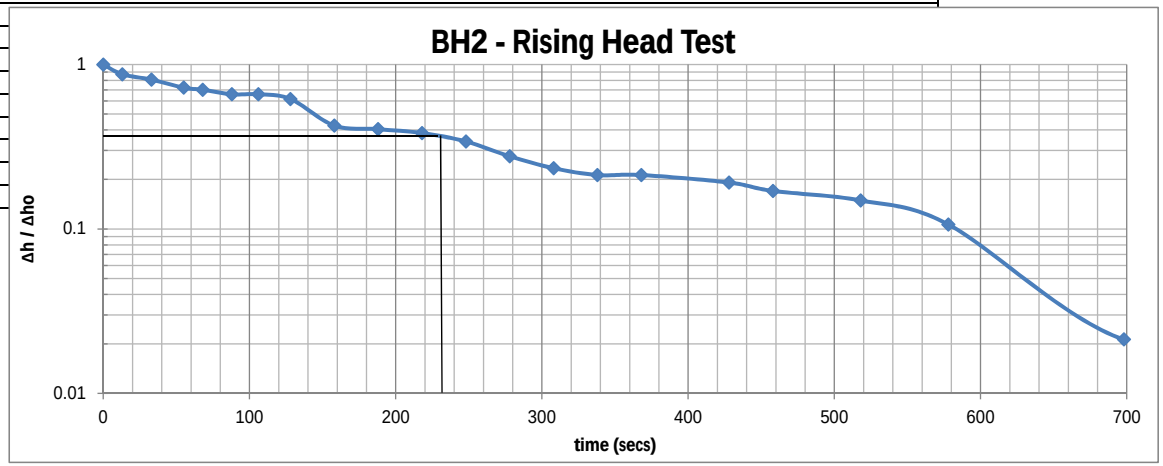

BOREHOLE LOCATION			Proposed Substation											
			Timahoe											
DATE			19/06/2013				CONSULTANT:		Dominica Baird					
HEIGHT OF MEASUREMENT			0.41											
ABOVE GROUND LEVEL														
							WEATHER		Dry and Sunny					
Standing water level (bgl)		1.460	=ho											
		0.04	=Δho											
DATE	ELAPSED	ADJUSTED ELAPSED	WELL											
	TIME	TIME	NO	Δh	Δh / Δho		0.05	- r radius of well casing (m)						
	MINS	SECONDS	BH3				0.06	- R radius of well screen (m)			Assume			
19/06/2013	0.3	0	1.50	0.04	1		2.5	- Le length of well screen (m)						
	1	42	1.491	0.031	0.775									
	1.316	63	1.494	0.034	0.85		235	- To time taken for water level to rise or fall to 37% of initial change (secs)						
	1.7	84	1.493	0.033	0.825									
	2	102	1.493	0.033	0.825									
	2.5	128	1.491	0.031	0.775		7.93553E-06	- Hydraulic Conductivity (m/s)						
	3	158	1.488	0.028	0.7									
	3.5	188	1.485	0.025	0.625		0.685630224	- Hydraulic Conductivity (m/d)						
	4	218	1.484	0.024	0.6									
	4.5	248	1.483	0.024	0.6									
	5	278	1.482	0.023	0.575									
	5.5	308	1.481	0.022	0.55		Hvorslev Eqn:	K =	r2 ln (Le/R)					
	6	338	1.481	0.021	0.525				2 Le To					
	7	398	1.48	0.021	0.525									
	8	458	1.479	0.019	0.475									
	9	518	1.477	0.017	0.425									
	10	578	1.475	0.015	0.375									
	15	878	1.47	0.01	0.25									
	17	998	1.47	0.01	0.25									
	20	1178	1.469	0.009	0.225									
	23	1358	1.469	0.009	0.225									
	43	2558	1.457	-0.003	-0.075									

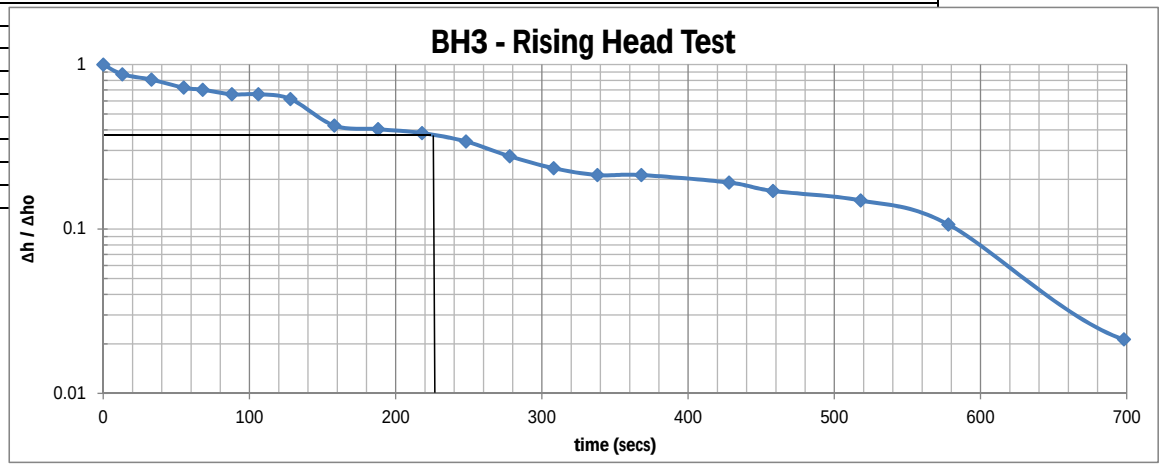

BOREHOLE LOCATION				Proposed Substation										
				Timahoe										
DATE				19/06/2013			CONSULTANT:		Dominica Baird					
HEIGHT OF MEASUREMENT				0.47m										
ABOVE GROUND LEVEL														
							WEATHER		Dry and Sunny					
Standing water level (bgl)			1.562	=ho										
			0.250	=Δho										
DATE	ELAPSED	ADJUSTED ELAPSED	WELL											
	TIME	TIME	NO	Δh	Δh / Δho		0.05	- r radius of well casing (m)						
	MINS	SECONDS	BH3				0.06	- R radius of well screen (m)			Assume			
19/06/2013	0.466	0	1.312	0.250	1		2.5	- Le length of well screen (m)						
	0.667	12	1.32	0.242	0.968									
	0.916	27	1.322	0.240	0.96		535	- To time taken for water level to rise or fall to 37% of initial change (secs)						
	1.1	38	1.326	0.236	0.944									
	1.416	57	1.336	0.226	0.904									
	1.75	77	1.347	0.215	0.86		3.4857E-06	- Hydraulic Conductivity (m/s)						
	2	92	1.365	0.197	0.788		0.301164678	- Hydraulic Conductivity (m/d)						
	2.5	122	1.376	0.186	0.744									
	3	152	1.39	0.172	0.688									
	3.5	182	1.405	0.157	0.628		Hvorslev Eqn:	K =	r2 ln (Le/R)					
	4	212	1.412	0.150	0.6				2 Le To					
	4.5	242	1.422	0.140	0.56									
	5	272	1.425	0.137	0.548									
	6	332	1.432	0.130	0.52									
	7	392	1.44	0.122	0.488									
	8	452	1.454	0.108	0.432									
	9	512	1.462	0.100	0.4									
	10	572	1.47	0.092	0.368									
	13	752	1.496	0.066	0.264									
	16	932	1.501	0.061	0.244									
	18	1052	1.51	0.052	0.208									
	20	1172	1.513	0.049	0.196									

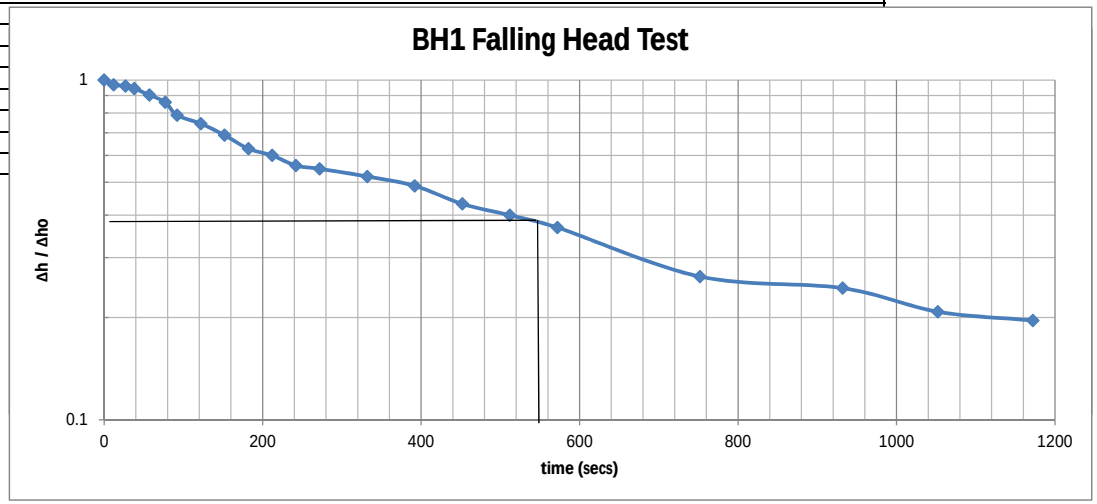

BOREHOLE LOCATION				Proposed Substation										
				Timahoe										
DATE				19/06/2013			CONSULTANT:		Dominica Baird					
HEIGHT OF MEASUREMENT				0.44										
ABOVE GROUND LEVEL														
							WEATHER		Dry and Sunny					
Standing water level (bgl)			1.442	=ho										
			0.187	=Δho										
DATE	ELAPSED	ADJUSTED ELAPSED	WELL											
	TIME	TIME	NO	Δh	Δh / Δho		0.05	- r radius of well casing (m)						
	MINS	SECONDS	BH3				0.06	- R radius of well screen (m)			Assume			
19/06/2013	0.417	0	1.255	0.187	1		3.5	- Le length of well screen (m)						
	0.667	15	1.265	0.177	0.946524									
	0.833	25	1.27	0.172	0.919786		510	- To time taken for water level to rise or fall to 37% of initial change (secs)						
	1.25	40	1.273	0.169	0.903743									
	1.083	55	1.275	0.167	0.893048									
	1.667	75	1.28	0.162	0.86631		2.84746E-06	- Hydraulic Conductivity (m/s)						
	2	95	1.282	0.160	0.855615		0.246020593	- Hydraulic Conductivity (m/d)						
	2.5	125	1.29	0.152	0.812834									
	3	155	1.298	0.144	0.770053									
	3.5	185	1.305	0.137	0.73262		Hvorslev Eqn:	K =	r2 ln (Le/R)					
	4	215	1.317	0.125	0.668449				2 Le To					
	4.5	245	1.32	0.122	0.652406									
	5	275	1.328	0.114	0.609626									
	6	335	1.335	0.107	0.572193									
	7	395	1.345	0.097	0.518717									
	10	575	1.381	0.061	0.326203									
	16	935	1.4	0.042	0.224599									
	18	1055	1.409	0.033	0.176471									
	20	1175	1.41	0.032	0.171123									

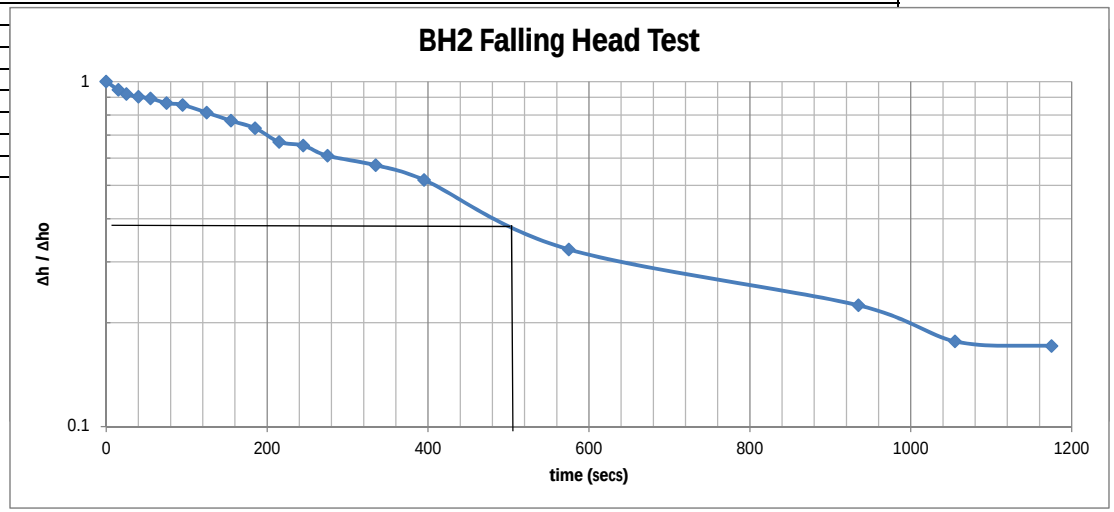
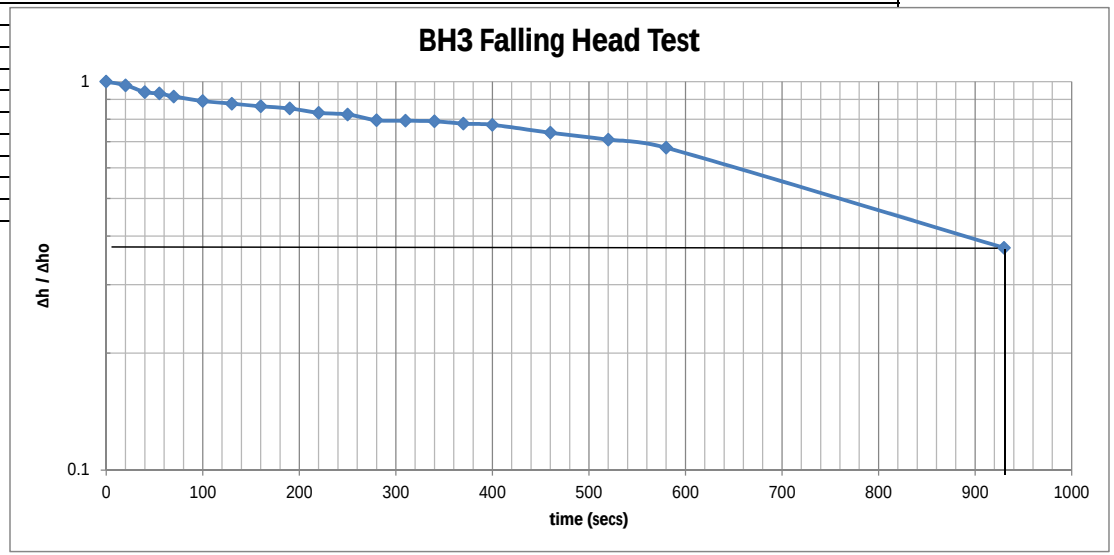
BOREHOLE LOCATION				Proposed Substation										
				Timahoe										
DATE				19/06/2013			CONSULTANT:		Dominica Baird					
HEIGHT OF MEASUREMENT				0.41										
ABOVE GROUND LEVEL														
							WEATHER		Dry and Sunny					
Standing water level (bgl)			1.457	=ho										
			0.367	=Δho										
DATE	ELAPSED	ADJUSTED ELAPSED	WELL											
	TIME	TIME	NO	Δh	Δh / Δho		0.05	- r radius of well casing (m)						
	MINS	SECONDS	BH3				0.06	- R radius of well screen (m)			Assume			
19/06/2013	0.333	0	1.09	0.367	1		2.5	- Le length of well screen (m)						
	0.666	20	1.098	0.359	0.978202									
	1	40	1.112	0.345	0.940054		925	- To time taken for water level to rise or fall to 37% of initial change (secs)						
	1.25	55	1.115	0.342	0.93188									
	1.5	70	1.121	0.336	0.915531									
	2	100	1.13	0.327	0.891008		2.01605E-06	- Hydraulic Conductivity (m/s)						
	2.5	130	1.135	0.322	0.877384									
	3	160	1.14	0.317	0.86376		0.174187138	- Hydraulic Conductivity (m/d)						
	3.5	190	1.144	0.313	0.852861									
	4	220	1.152	0.305	0.831063									
	4.5	250	1.155	0.302	0.822888		Hvorslev Eqn:	K =	r2 ln (Le/R)					
	5	280	1.165	0.292	0.79564				2 Le To					
	5.5	310	1.166	0.291	0.792916									
	6	340	1.167	0.290	0.790191									
	6.5	370	1.171	0.286	0.779292									
	7	400	1.173	0.284	0.773842									
	8	460	1.186	0.271	0.73842									
	9	520	1.197	0.260	0.708447									
	10	580	1.209	0.248	0.675749									
	15.833	930	1.32	0.137	0.373297